CONTACT INFORMATION
Mining Records Curator
Arizona Geological Survey
3550 N. Central Ave, 2nd floor
Phoenix, AZ, 85012
602-771-1601
http://www.azgs.az.gov
inquiries@azgs.az.gov

The following file is part of the Anderson Mine Collection

ACCESS STATEMENT

These digitized collections are accessible for purposes of education and research. We have indicated what we know about copyright and rights of privacy, publicity, or trademark. Due to the nature of archival collections, we are not always able to identify this information. We are eager to hear from any rights owners, so that we may obtain accurate information. Upon request, we will remove material from public view while we address a rights issue.

CONSTRAINTS STATEMENT

The Arizona Geological Survey does not claim to control all rights for all materials in its collection. These rights include, but are not limited to: copyright, privacy rights, and cultural protection rights. The User hereby assumes all responsibility for obtaining any rights to use the material in excess of "fair use."

The Survey makes no intellectual property claims to the products created by individual authors in the manuscript collections, except when the author deeded those rights to the Survey or when those authors were employed by the State of Arizona and created intellectual products as a function of their official duties. The Survey does maintain property rights to the physical and digital representations of the works.

QUALITY STATEMENT

The Arizona Geological Survey is not responsible for the accuracy of the records, information, or opinions that may be contained in the files. The Survey collects, catalogs, and archives data on mineral properties regardless of its views of the veracity or accuracy of those data.

Rocky Mountain Geochem. Corp.

Geochem for
Red Lake, Black Butte,
and Anderson Mine

MINERALS EXPLORATION CO.

CASPER, WYOMING

HOLE NO. RM-505

LOCATION ANDERSON MINE

COUNTY Yavapai STATE ARIZ.

QP [illegible] SEC 36 SCALE ELEV. 1906

DATE 3/31/77

DEPTH DRILLER 828

DEPTH LOGGED 828

HOLE DIAMETER 5⅞" to 400' 2¼" to 800'

WATER FACTOR

RESISTIVITY 100 OHMS/INCH

SELF POTENTIAL 50 MV

	16" SHRT	64" LONG
BOTTOM		
TOP		
TOTAL DEPT		
SCALE RUN		

GAMMA SCALE 0-100 CPS/IN

PROBE TYPE Scint.

K FACTOR 3.7 E-5

DEAD TIME 2.15 m sec

TIME CONSTANT 1

PROBE DIA 1⅝"

CALIPER

DIRECTIONAL SURVEY

TEMPERATURE

OPERATOR Anderson

DRILLER Frank

CONTRACTOR Roberts

LAST A.E.C. PIP RUN

FLUID LEVEL

REMARKS

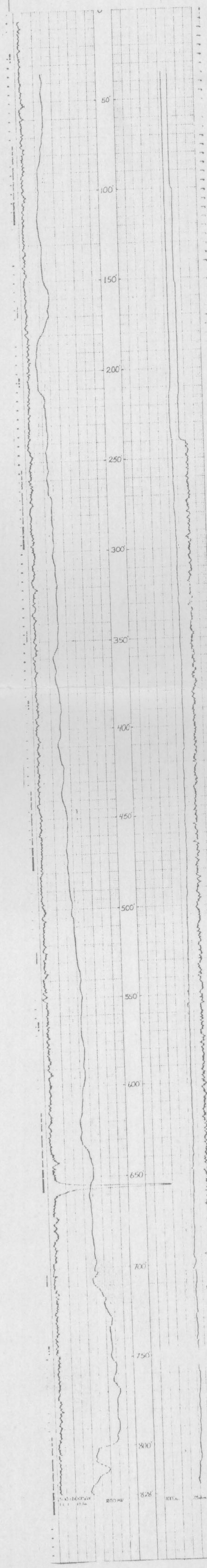

MINERALS EXPLORATION CO.

CASPER, WYOMING

HOLE NO. RM-506

LOCATION ANDERSON MINE

COUNTY YAVAPAI STATE ARIZONA

QP [illegible] ELEV. 1967

DATE 4-15-77

DEPTH DRILLER 700

DEPTH LOGGED 678

HOLE DIAMETER 5⅞

WATER FACTOR .72

RESISTIVITY 100 OHMS/INCH

SELF POTENTIAL 52 MV/IN

	16" SHRT	64" LONG	18'8" LAT
BOTTOM			
TOP			
TOTAL DEPT			
SCALE RUN			

GAMMA SCALE 500 = 50 CPS/IN

PROBE TYPE Scint.

K FACTOR 5.70 E-5

DEAD TIME 2.15 m

TIME CONSTANT 1

PROBE DIA 1 5/8

CALIPER

DIRECTIONAL SURVEY

TEMPERATURE

OPERATOR ANDERSON

DRILLER JIM

CONTRACTOR UNIVERSAL

LAST A.E.C. PIP RUN

FLUID LEVEL

REMARKS

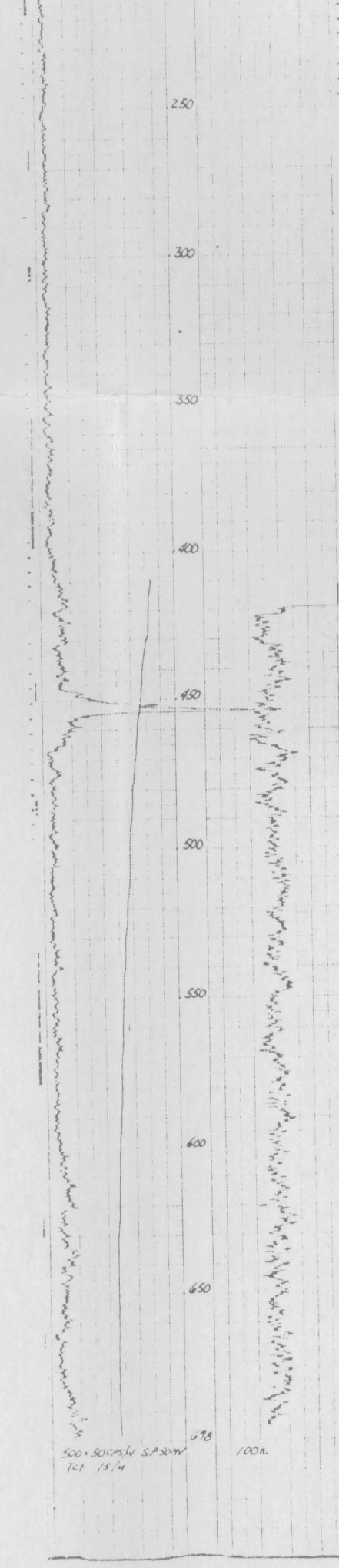

MINERALS EXPLORATION CO.

CASPER, WYOMING

HOLE NO. RM-507

LOCATION ANDERSEN MINE

COUNTY YAVAPAI STATE ARIZONA

QP [illegible] ELEV. 1858

DATE 1-23-77

DEPTH DRILLED 550

DEPTH LOGGED 551

FOOTAGE LOGGED 548

HOLE DIAMETER 5 5/8

WATER FACTOR .72

RESISTIVITY 100 OHMS/INCH

SELF POTENTIAL MV/IN

	16" SHRT	64" LONG	18'8" LAT
BOTTOM	375	296	266
TOP	357	280	249
TOTAL DEPT	18	16	19
SCALE RUN	1K: 100 CPS/IN	2K: 200 CPS/IN	2.5K: 250 CPS/IN

GAMMA SCALE 500 = 50 CPS/IN

PROBE TYPE Scint.

K FACTOR 5.70 E-5

DEAD TIME 2.15 m

TIME CONSTANT 1

PROBE DIA 1 5/8

CALIPER

DIRECTIONAL SURVEY

TEMPERATURE

OPERATOR ANDERSON

DRILLER JIM

CONTRACTOR UNIVERSAL

LAST A.E.C. PIP RUN

FLUID LEVEL

REMARKS 195 181 14



Additional GeoChem — 9 July 1977 Sat

Lab #	Hole #	Footage	# samples or pulps	elements
~~77-44-12T~~	~~AM 341~~	~~410'-500'~~	~~18 samples~~	~~U, Li, Mn, Cu~~
NONE ~~77-44-12T~~	AM 514	0'-~~295'~~	59 samples	~~U~~, Li, Mn, Cu
77-40-20T	BkBt 6-8-23-2	1265-1355	18 pulps	Li
NONE ~~77-40-9T~~	"	0-1265 ~~1200-1265~~	~~253~~ 13 ~~samples~~ pulps	U, Li, Mn ~~U, V, Mn, Cu~~
77-40-9T	BkBt 6-8-24-1	650-1100	50 pulps	Li
77-40-26T	BkBt 6-8-23-1	595-1160	113 pulps	Li
	RL 26-16-30-1	0-1500	300 pulps	Li
	~~22-1~~			
	~~26-1~~			
77-43-15TC	RL 26-16-14-1	100-1000	pulps 180	Li
77-43-15TC	RL 26-17-34-1	700-1200	pulps 100	Li
77-43-21T	RL 26-16-22-1	800-1360	pulps 112	Li
NONE	"	100-800	samples 140	Li, Mn
			~~150~~	
NONE	AM 341	0-100	20 samples	~~U~~, Li, Mn, Cu
NONE	"	410-500	18 samples	U, Li, Mn, Cu
NONE	RL 26-16-26-1	100-400	60 samples	Li, Mn
77-43-21-T	"	400-1500	220 pulps	Li,
	BkBt 6-8-25-1	NONE		

300 × 1680 Li = 4440

300 × ~~330~~ 270 U = ~~1650~~ 870

175 × 550 Mn = 963

125 × 100 Cu = 125

.50 × 550 prepare = 275

~~6603~~

~~6560~~

6440

WEST JORDAN OFFICE

ROCKY MOUNTAIN GEOCHEMICAL CORP.

1323 W. 7900 SOUTH • WEST JORDAN, UTAH 84084 • PHONE: (801) 255-3558

Certificate of Analysis

RMGC Numbers:

Local Job No.: 77-47-09-SL

Foreign Job No.: 77-43-15T

Invoice No.: M 90683

Date: June 1, 1977

Client: Minerals Exploration
1846 West Grant Road, #102
Tucson, Arizona 85705

Client Order No.: none

Report On: 159 Samples

Submitted by: R. McNeil

Date Received: 5/20/77

Analysis: U_3O_8

Analytical Methods: Determined fluorometrically.

Remarks:

cc: enc.
file (2)
report: RMGC - Tucson
LRR/lw

Done

AM 505

All values are reported in parts per million unless specified otherwise. A minus sign (—) is to be read "less than" and a plus sign (+) "greater than." Values in parenthesis are estimates. This analytical report is the confidential property of the above mentioned client and for the protection of this client and ourselves we reserve the right to forbid publication or reproduction of this report or any part thereof without written permission.

ND = None Detected 1 ppm = 0.0001% 1 Troy oz./ton = 34.286 ppm 1 ppm = 0.0292 Troy oz./ton

Sample No.	ppm U_3O_8
AM 505 5-5	2
10	2
15	2
20	2
25	-2
30	2
35	-2
40	2
45	-2
50	2
55	2
60	-2
65	-2
70	2
75	2
80	2
85	2
90	2
95	2
100	2
105	2
110	2
115	2
120	2
AM 505 125	-2

Sample No.	ppm U_3O_8
AM 505 130	2
140	2
145	-2
150	2
155	2
160	2
165	2
170	2
175	2
180	2
185	2
190	-2
195	-2
200	-2
205	-2
210	-2
215	2
220	2
225	-2
230	-2
235	-2
240	2
245	2
250	2
AM 505 255	2

Sample No.	ppm U_3O_8	Sample No.	ppm U_3O_8
AM 505 260	2	AM 505 385	4
265	3	390	4
270	2	395	4
275	3	400	4
280	3	405	3
285	3	410	2
290	3	415	3
295	3	420	3
300	3	425	3
305	3	430	2
310	2	435	3
315	2	440	3
320	3	445	3
325	3	450	2
330	3	455	2
335	2	460	-2
340	2	465	-2
345	3	470	2
350	3	475	2
355	2	480	2
360	3	485	2
365	3	490	-2
370	3	495	2
375	3	500	4
AM 505 380	4	AM 505 505	3

Sample No.	ppm U_3O_8
AM 505 510	-2
515	2
520	3
525	4
530	4
535	3
540	3
545	-2
550	-2
555	-2
560	4
565	4
570	7
575	7
580	7
585	5
590	5
595	5
600	5
605	4
610	5
615	8
620	9
625	10
AM 505 630	8

Sample No.	ppm U_3O_8
AM 505 635	17
640	34
645	30
650	37
655	33
660	28
665	15
670	12
675	11
680	5
685	6
690	7
695	5
700	5
705	5
710	6
715	8
720	5
725	4
730	4
735	4
740	4
745	5
750	4
AM 505 755	3

Sample No.	ppm U_3O_8
AM 505 760	3
765	4
770	3
775	3
780	3
785	2
790	2
795	2
AM 505 800	2

By Lawrence R. Reid
Lawrence R. Reid

WEST JORDAN OFFICE

ROCKY MOUNTAIN GEOCHEMICAL CORP.

1323 W. 7900 SOUTH • WEST JORDAN, UTAH 84084 • PHONE: (801) 255-3558

Certificate of Analysis

RMGC Numbers:
Local Job No.: 77-47-09-SL
Foreign Job No.: 77-43-15T
Invoice No.: M 90760

Date: June 16, 1977

Client: Minerals Exploration
1846 West Grant Road, #102
Tucson, Arizona 85705

Client Order No.: none

Report On: 1 Pulp Sample

Submitted by: R. McNeil

Date Received: 5/20/77

Analysis: U_3O_8

Analytical Methods: Determined fluorometrically.

APPROVED FOR PAYMENT
By: _____
Charge: _____

Remarks:

cc: enc.
file (2)
report: Tucson
LRR/lw

RECEIVED JUN 2 0 1977

Sample NO.	ppm U_3O_8
AM 505 135	2

Done

By Lawrence R. Reid
Lawrence R. Reid

All values are reported in parts per million unless specified otherwise. A minus sign (—) is to be read "less than" and a plus sign (+) "greater than." Values in parenthesis are estimates. This analytical report is the confidential property of the above mentioned client and for the protection of this client and ourselves we reserve the right to forbid publication or reproduction of this report or any part thereof without written permission.

ND = None Detected | 1 ppm = 0.0001% | 1 Troy oz./ton = 34.286 ppm | 1 ppm = 0.0292 Troy oz./ton

WEST JORDAN OFFICE

ROCKY MOUNTAIN GEOCHEMICAL CORP.

1323 W. 7900 SOUTH • WEST JORDAN, UTAH 84084 • PHONE: (801) 255-3558

Certificate of Analysis

Date: June 9, 1977

Client: Minerals Exploration
1846 West Grant Road, #102
Tucson, Arizona 85705

RMGC Numbers:
Local Job No.: 77-47-27-SL
Foreign Job No.: 77-44-12T
Invoice No.: M 90731

Client Order No.: none

Report On: 131 Samples

Submitted by: R. McNeil

Date Received: 5/24/77

Analysis: U_3O_8

Analytical Methods: Determined fluorometrically.

Remarks:

cc: enc.
file (2)
report: RMGC - Tucson
LRR/lw

AM 341
AM 514

DONE

All values are reported in parts per million unless specified otherwise. A minus sign (—) is to be read "less than" and a plus sign (+) "greater than." Values in parenthesis are estimates. This analyticol report is the confidential property of the obove mentioned client and for the protection of this client and ourselves we reserve the right to forbid publication or reproduction af this report or any port thereof without written permission.

ND = None Detected | 1 ppm = 0.0001% | 1 Troy oz./ton = 34.286 ppm | 1 ppm = 0.0292 Troy oz./ton

Sample No.	ppm U_3O_8
AM-341- 100	3
105	4
110	5
115	3
120	2
125	4
130	4
135	5
140	12
145	3
150	5
155	5
160	4
165	6
170	8
175	10
180	9
185	11
190	11
195	13
200	26
205	3
210	471
215	127
AM-341- 220	30

Sample No.	ppm U_3O_8
AM-341- 225	16
230	16
235	14
240	16
255	17
260	12
265	34
270	980
275	356
280	93
290	26
305	260
310	578
315	146
320	172
325	44
330	31
335	35
340	61
345	11
350	16
355	15
375	11
380	16
AM-341- 385	173

Sample No.	ppm U_3O_8
AM-341- 390	74
395	55
400	25
405	5
AM-341- 410	10
AM-514- 325	3
330	5
335	5
340	3
345	4
350	4
355	4
360	4
365	3
370	4
375	4
380	7
385	4
390	4
395	3
400	4
405	4
410	4
415	9
AM-514- 420	8

Sample No.	ppm U_3O_8
AM-514- 425	13
430	13
435	21
440	21
445	22
450	17
455	16
460	21
465	42
470	46
475	36
480	34
485	15
490	20
495	17
500	14
505	14
510	14
515	10
520	10
525	3
530	11
535	11
540	3
AM-514- 545	7

Client: Minerals Explora n Date: 6/9/77 RMGC Job No. 77-47-27-SL

Sample No.	ppm U_3O_8
AM-514- 550	6
555	3
560	5
565	9
570	8
575	7
580	7
585	11
590	4
595	2
600	2
605	16
610	15
615	18
620	20
AM-514- 625	11

Sample No.	ppm U_3O_8
AM-514- 630	9
635	19
640	18
645	26
650	25
655	13
660	28
665	21
670	19
675	14
680	10
685	11
690	17
695	18
AM-514-700	20

By Lawrence R. Reid
Lawrence R. Reid

J LJUNG CASPER

TUCSON OFFICE

ROCKY MOUNTAIN GEOCHEMICAL CORP.

2561 EAST FORT LOWELL ROAD · TUCSON, ARIZONA 85716 · PHONE: (602) 795-9780

Certificate of Analysis

RMGC Numbers: 77-43-15TP
Local Job No.:
Foreign Job No.:
Invoice No.: T 6932

Date: May 18, 1977

Client: Minerals Exploration
1846 W. Grant Rd.
Tucson, Arizona 85705

Client Order No.:

Report On: 160 of 590 samples

Submitted by: R. McNeil

Date Received: April 21, 1977

Analysis: Copper, molybdenum, cobalt, vanadium, manganese, lithium

Analytical Methods: Determined by atomic absorption.

Remarks: Uranium results to follow from SLC.

cc: Enc.
RMGC: SLC
file
PDW/sl

Am 505

All values are reported in parts per million unless specified otherwise. A minus sign (—) is to be read "less than" and a plus sign (+) "greater than." Values in parenthesis are estimates. This analytical report is the confidential property of the above mentioned client and for the protection of this client and ourselves we reserve the right to forbid publication or reproduction of this report or any part thereof without written permission.

ND = None Detected 1 ppm = 0.0001% 1 Troy oz./ton = 34.286 ppm 1 ppm = 0.0292 Troy oz./ton

Client Min. Expl Date May 18, 19 7 RMGC Job No. 77-43-15T

Sample No.	ppm Cu	ppm Mo	ppm Co	% V205	ppm Mn	ppm Li
AM505-5	25	-1	90	.006	450	17
10	20	1	60	.007	500	23
15	20	1	95	.004	470	27
20	20	-1	70	.005	555	25
25	20	-1	70	.006	580	42
30	20	-1	70	.008	550	30
35	15	-1	80	.007	455	28
40	20	-1	65	.008	460	32
45	20	1	70	.005	510	32
50	25	1	65	.002	510	33
55	45	-1	120	.022	0.13%	33
60	20	-1	120	.006	510	39
65	30	-1	75	.009	430	31
70	25	-1	100	.010	525	40
75	25	-1	90	.012	520	41
80	20	-1	105	.012	520	36
85	20	-1	80	.014	520	39
90	20	-1	105	.013	535	41
95	55	-1	110	.013	500	42
100	20	-1	110	.012	500	37
105	20	-1	130	.011	480	35
110	25	-1	90	.012	480	34
115	35	-1	110	.016	595	36
120	30	-1	125	.014	545	35
125	20	-1	135	.012	535	32
	55/5	6/41	100/40	.029/<.001	.15%/200	423/17

Client Minerals Explorati Date May 18, 19 7 RMGC Job No. 77-43-15T

Sample No.	ppm Cu	ppm Mo	ppm Co	% V205	ppm Mn	ppm Li
AM505 130	20	-1	120	.014	480	34
135	25	-1	115	.018	540	35
140	45	-1	110	.017	540	36
145	25	1	110	.012	470	34
150	25	-1	105	.012	500	41
155	20	6	100	.012	505	46
160	20	-1	105	.014	430	39
165	20	-1	110	.012	520	42
170	25	-1	90	.012	470	36
175	20	-1	105	.012	440	39
180	20	-1	120	.014	530	53
185	15	-1	120	.010	510	35
190	15	-1	100	.004	295	24
195	15	-1	115	.002	285	25
200	10	-1	110	.002	280	18
205	10	1	75	.004	340	34
210	10	1	60	.004	300	24
215	10	-1	70	.002	270	26
220	5	1	50	.002	215	32
225	5	-1	50	.003	220	31
230	5	1	70	-.001	200	35
235	5	1	70	-.001	240	37
240	10	-1	50	.002	280	87
245	10	-1	50	.002	255	117
250	5	-1	50	-,001	290	108

Client Min. Expl. Date May 18, 19 RMGC Job No. 77-43-15T

Sample No.	ppm Cu	ppm Mo	ppm Co	% V205	ppm Mn	ppm Li
AM505-255	10	-1	55	.003	280	100
260	10	-1	40	.002	400	144
265	15	-1	55	.002	440	153
270	10	-1	60	.003	405	114
275	15	-1	50	.003	385	123
280	15	-1	60	.002	370	112
285	15	-1	55	.002	370	91
290	15	-1	60	.007	425	144
295	15	-1	90	.002	480	141
300	20	-1	80	.003	505	160
305	20	-1	60	.010	570	175
310	20	-1	85	.011	510	231
315	20	-1	75	.008	580	205
320	15	-1	70	.007	475	179
325	15	-1	90	.007	480	186
330	20	-1	60	.008	500	202
335	20	-1	85	.008	540	197
340	20	-1	80	.011	570	215
345	20	-1	100	.008	560	200
350	35	-1	90	.012	670	304
355	25	-1	85	.014	660	211
360	20	-1	60	.012	625	200
365	35	-1	95	.012	620	252
370	30	-1	100	.007	700	235
375	25	-1	85	.008	630	240

Client Min. Expl. Date May 18, 197' RMGC Job No. 77-43-15T

Sample No.	ppm Cu	ppm Mo	ppm Co	% V205	ppm Mn	ppm Li
AM505 380	25	-1	110	.014	635	256
385	30	-1	85	.012	610	266
390	30	-1	100	.014	675	255
395	30	1	80	.014	780	230
400	30	-1	90	.012	945	182
405	20	1	70	.007	455	124
410	20	-1	70	.005	400	124
415	15	-1	75	.006	400	92
420	20	1	90	.008	490	130
425	20	1	90	.009	455	120
430	20	1	70	.008	435	117
435	15	1	90	.008	465	96
440	30	1	80	.013	600	198
445	25	1	90	.012	595	165
450	20	-1	125	.011	680	213
455	15	-1	95	.012	595	164
460	15	-1	80	.008	560	175
465	20	-1	90	.010	470	112
470	15	-1	100	.009	395	83
475	20	1	105	.013	505	114
480	30	1	100	.012	640	262
485	15	-1	95	.015	550	174
490	15	-1	100	.012	395	56
495	15	1	105	.014	550	145
500	20	-1	100	.013	860	216

Client Min. Expl. Date May 18, 19[illegible] RMGC Job No. 77-43-15T

Sample No.	ppm Cu	ppm Mo	ppm Co	% V205	ppm Mn	ppm Li
AM505-505	20	-1	70	.011	740	204
510	10	-1	60	.009	390	75
515	10	-1	70	.009	499	72
520	25	-1	50	.010	640	423
525	20	-1	85	.011	630	377
530	20	-1	50	.009	640	339
535	20	-1	70	.010	570	250
540	20	-1	70	.009	590	271
545	10	1	60	.007	355	75
550	40	1	160	.018	0.10%	265
555	25	-1	60	.012	730	248
560	25	-1	70	.012	810	236
565	25	-1	60	.020	635	283
570	25	-1	60	.022	630	249
575	25	-1	55	.017	735	252
580	20	-1	70	.014	640	208
585	25	-1	80	.012	630	192
590	20	-1	70	.012	805	179
595	20	-1	60	.011	790	139
600	20	-1	40	.010	770	159
605	20	-1	70	.009	810	160
610	15	-1	85	.009	800	159
615	15	-1	85	.010	790	181
620	20	-1	80	.009	960	232
625	20	-1	70	.010	0.11%	185

Client Min. Expl. Date May 18, 197[illegible] RMGC Job No. 77-43-15T

Sample No.	ppm Cu	ppm Mo	ppm Co	% V205	ppm Mn	ppm Li
AM505-630	20	-1	90	.010	0.15%	185
635	20	-1	75	.015	620	184
640	25	-1	80	.016	650	184
645	25	-1	70	.018	625	204
650	20	-1	60	.016	770	188
655	20	-1	70	.016	860	171
660	20	-1	55	.014	0.12%	164
665	20	-1	70	.012	0.12%	153
670	20	-1	65	.012	0.11%	158
675	20	-1	55	.011	920	135
680	20	-1	60	.010	930	128
685	40	-1	80	.010	830	136
690	25	-1	50	.011	955	167
695	20	-1	55	.011	750	116
700	25	-1	70	.011	750	121
705	50	-1	80	.013	970	144
710	25	-1	60	.013	880	149
715	25	-1	45	.013	900	133
720	20	-1	60	.012	795	122
725	20	-1	50	.011	680	136
730	20	-1	75	.012	750	129
735	35	-1	60	.010	770	119
740	20	-1	45	.010	700	135
745	25	-1	50	.012	935	167
750	25	-1	40	.011	950	144

Client Minerals Explorat: Date May 18, 77 RMGC Job No. 77-43-15T

Sample No.	ppm Cu	ppm Mo	ppm Co	% V205	ppm Mn	ppm Li
AM505-755	15	-1	50	.010	720	93
760	15	-1	60	.010	730	103
765	20	-1	70	.011	750	121
770	15	-1	65	.010	930	91
775	35	-1	90	.012	0.13%	88
780	30	-1	90	.024	0.14%	90
785	30	-1	70	.018	0.12%	86
790	35	-1	80	.020	0.12%	89
795	55	-1	140	.022	0.14%	80
800	55	1	130	.029	0.15%	73

By Parry D. Willard
Parry D. Willard

TUCSON OFFICE

ROCKY MOUNTAIN GEOCHEMICAL CORP.

2561 EAST FORT LOWELL ROAD · TUCSON, ARIZONA 85716 · PHONE: (602) 795-9780

Certificate of Analysis

Date: May 20, 1977

RMGC Numbers:
Local Job No.: 77-44-12T
Foreign Job No.:
Invoice No.: T 6946

Client: Minerals Exploration
1846 W. Grant
Tucson, Arizona 85705

Client Order No.:

Report On: 131 samples

Submitted by: B. McNeil

Date Received: May 6, 1977

Analysis: Copper, molybdenum, manganese, cobalt, vanadium, lithium

Analytical Methods: Determined by atomic absorption.

Remarks: Uranium results to follow from SLC.

cc: Enc.
RMGC: SLC
file
PDW/sl

Am 341
514

All values are reported in parts per million unless specified otherwise. A minus sign (—) is to be read "less than" and a plus sign (+) "greater than." Values in parenthesis are estimates. This analytical report is the confidential property of the above mentioned client and for the protection of this client and ourselves we reserve the right to forbid publication or reproduction of this report or any part thereof without written permission.

ND = None Detected · 1 ppm = 0.0001% · 1 Troy oz./ton = 34.286 ppm · 1 ppm = 0.0292 Troy oz./ton

Client Min. Expl. Date May 20, 19 RMGC Job No. 77-44-12T

Sample No.	ppm Cu	ppm Mo	ppm Mn	ppm Co	% V205	ppm Li
AM341-100	70	-1	760	80	.011	111
105	35	-1	720	80	.012	133
110	50	-1	770	90	.018	179
115	35	-1	710	85	.014	158
120	20	-1	700	70	.010	218
125	50	-1	920	90	.014	305
130	10	-1	880	80	.012	321
135	25	-1	800	70	.012	326
140	20	-1	810	75	.013	375
145	20	-1	0.10%	60	.011	226
150	10	-1	720	65	.010	448
155	15	1	750	60	.011	400
160	10	1	410	50	.004	177
165	5	2	540	50	.008	230
170	15	-1	430	45	.032	341
175	10	1	390	40	.022	410
180	10	-1	470	40	.018	402
185	20	-1	420	50	.018	239
190	10	-1	870	35	.009	130
195	10	-1	700	50	.010	124
200	40	-1	420	60	.034	251
205	25	-1	720	75	.006	132
210	20	1	450	50	.038	697
215	15	1	685	40	.018	273
220	10	-1	730	40	.018	416
	70/5	16/<1	.37%/310	95/25	.122/<.001	539/29

Client Min. Expl. Date May 20, 197 RMGC Job No. 77-44-12T

Sample No.	ppm Cu	ppm Mo	ppm Mn	ppm Co	% V205	ppm Li
AM341-225	10	1	530	55	.005	301
230	10	-1	560	40	.004	161
235	10	-1	595	40	.008	282
240	5	-1	310	25	.062	180
255	30	-1	670	40	.122	634
260	15	-1	510	45	.060	434
265	10	-1	320	40	.065	348
270	10	-1	330	35	.075	244
275	10	7	200	30	.082	159
280	10	2	870	35	.031	455
290	25	1	400	45	.051	124
305	20	10	600	50	.021	120
310	20	16	885	40	.046	94
315	15	11	760	65	.012	180
320	25	16	570	50	.041	169
325	20	3	320	50	.032	307
330	20	2	340	60	.040	272
335	15	2	310	40	.041	165
340	15	13	300	50	.056	122
345	15	1	380	70	.025	91
350	25	-1	440	80	.018	105
355	25	1	470	75	.017	121
375	25	4	420	75	.028	94
380	35	1	425	75	.038	96
385	55	2	380	80	.040	113

Client Min. Expl. Date May 20, 197 RMGC Job No. 77-44-12T

Sample No.	ppm Cu	ppm Mo	ppm Mn	ppm Co	% V205	ppm Li
AM341-390	50	4	420	90	.038	114
395	45	1	410	80	.034	121
400	35	1	410	80	.034	119
405	30	-1	455	95	.012	378
410	20	-1	450	90	.014	385
AM514-325	25	-1	580	75	.015	278
330	20	-1	630	80	.014	310
335	30	-1	790	80	.018	401
340	20	-1	650	70	.014	325
345	15	-1	730	55	.010	539
350	20	-1	670	60	.012	520
355	20	-1	660	65	.012	463
360	30	1	705	70	.011	404
365	20	-1	680	70	.012	268
370	20	-1	670	70	.012	246
375	20	-1	640	70	.011	244
380	20	-1	680	65	.013	248
385	20	1	640	60	.010	244
390	15	1	645	60	.010	246
395	20	-1	830	75	.009	287
400	25	-1	765	75	.009	236
405	25	-1	690	80	.011	238
410	20	-1	620	60	.011	181
415	20	-1	630	75	.010	141
420	15	-1	570	70	.014	132

Client Min. Expl. Date May 20, 19 RMGC Job No. 77-44-12T

Sample No.	ppm Cu	ppm Mo	ppm Mn	ppm Co	% V205	ppm Li
AM514-425	25	-1	680	80	.012	197
430	25	1	655	80	.010	184
435	45	1	590	75	.014	215
440	40	1	0.15%	80	.010	172
445	50	7	0.17%	90	.016	139
450	40	2	0.30%	90	.017	216
455	30	1	0.12%	80	.014	184
460	30	2	890	85	.012	196
465	30	-1	695	65	.013	233
470	25	-1	630	55	.014	235
475	30	1	790	70	.015	301
480	20	-1	840	70	.013	278
485	20	-1	900	70	.012	200
490	20	1	895	75	.013	222
495	20	1	685	75	.011	166
500	25	-1	905	75	.012	159
505	25	-1	750	70	.010	216
510	20	-1	840	75	.010	167
515	20	1	930	70	.008	135
520	20	-1	925	65	.010	102
525	10	-1	600	55	.006	48
530	20	2	800	70	.016	144
535	20	-1	810	75	.011	191
540	20	-1	0.13%	75	.007	141
545	25	-1	830	70	.007	142

Client: Min. Expl. Date: May 20, 19- RMGC Job No.: 77-44-12T

Sample No.	ppm Cu	ppm Mo	ppm Mn	ppm Co	% V205	ppm Li
AM514-550	20	-1	490	70	.005	95
555	5	1	285	55	-.001	29
560	5	1	410	80	.004	62
565	40	1	740	70	.012	171
570	25	-1	570	65	.008	99
575	25	-1	540	65	.005	99
580	20	-1	860	60	.006	94
585	20	1	710	60	.005	133
590	10	1	390	70	.004	63
595	10	-1	360	60	.004	60
600	10	-1	350	70	-.001	51
605	20	-1	930	75	.007	133
610	25	-1	0.20%	75	.006	158
615	20	1	0.28%	75	.005	218
620	25	2	0.37%	70	.004	209
625	25	-1	0.13%	70	.006	179
630	25	-1	0.12%	70	.009	201
635	35	-1	880	65	.011	146
640	35	3	0.10%	90	.011	169
645	45	9	0.15%	95	.014	187
650	40	9	0.18%	105	.018	177
655	25	1	720	85	.012	163
660	25	-1	620	80	.019	303
665	20	-1	940	70	.017	346
670	20	-1	930	75	.018	352

Client Min. Expl. Date May 20, 19' RMGC Job No. 77-44-12T

Sample No.	ppm Cu	ppm Mo	ppm Mn	ppm Co	% V205	ppm Li
AM514-675	20	1	0.11%	75	.012	221
680	20	1	870	75	.009	195
685	10	-1	0.10%	60	.008	133
690	15	1	995	70	.004	176
695	15	2	660	70	.008	167
700	20	2	780	65	.010	171

By Parry D. Willard

Parry D. Willard

PLOTTED 8-17-77
COPY KS.

ROCKY MOUNTAIN GEOCHEMICAL CORP.

1323 W. 7900 SOUTH • WEST JORDAN, UTAH 84084 • PHONE: (801) 255-3558

WEST JORDAN OFFICE

Certificate of Analysis

Date: August 11, 1977

Client: Minerals Exploration Co.
1846 West Grant Road, #102
Tucson, Arizona 85716

RMGC Numbers:
Local Job No.: 77-56-23-SL
Foreign Job No.: 77-49-19T
Invoice No.: M 91165

Client Order No.: none

Report On: 173 Samples

Submitted by: John Ljung

Date Received: 8/2/77

Analysis: U_3O_8

Analytical Methods: Determined fluorometrically.

Remarks:

cc: enc.
file (2)
report: RMGC - Tucson
LRR/lw

All values are reported in parts per million unless specified otherwise. A minus sign (—) is to be read "less than" and a plus sign (+) "greater than." Values in parenthesis are estimates. This analytical report is the confidential property of the above mentioned client and for the protection of this client and ourselves we reserve the right to forbid publication or reproduction of this report or any part thereof without written permission.

ND = None Detected | 1 ppm = 0.0001% | 1 Troy oz./ton = 34.286 ppm | 1 ppm = 0.0292 Troy oz./ton

Sample No.	ppm U_3O_8
BK BT 6-8-23-2 400-405	3
405-410	3
410-415	2
415-420	2
420-425	3
425-430	3
430-435	2
435-440	3
440-445	2
445-450	3
450-455	3
455-460	3
460-465	3
465-470	3
470-475	3
475-480	3
480-485	3
485-490	3
490-495	3
495-500	2
500-505	3
505-510	2
510-515	3
515-520	3
BK BT 6-8-23-2 520-525	3

Sample No.	ppm U_3O_8
BK BT 6-8-23-2 525-530	3
530-535	3
535-540	3
540-545	3
545-550	4
550-555	3
555-560	3
560-565	3
565-570	3
570-575	2
575-580	3
580-585	3
585-590	3
590-595	3
595-600	3
600-605	3
605-610	4
610-615	3
615-620	3
620-625	3
625-630	3
630-635	4
635-640	4
640-645	4
BK BT 6-8-23-2 645-650	3

Sample No.	ppm U_3O_8
BK BT 6-8-23-2 650-655	3
655-660	3
660-665	4
665-670	3
670-675	3
675-680	3
680-685	3
685-690	3
690-695	3
695-700	3
700-705	2
705-710	3
710-715	3
715-720	3
720-725	3
725-730	3
730-735	3
735-740	4
740-745	3
745-750	4
750-755	4
755-760	4
760-765	4
765-770	4
BK BT 6-8-23-2770-775	3

Sample No.	ppm U_3O_8
BK BT 6-8-23-2 775-780	4
780-785	3
785-790	4
790-795	4
795-800	4
800-805	4
805-810	4
810-815	4
815-820	4
820-825	4
825-830	5
830-835	4
835-840	4
840-845	4
845-850	5
850-855	4
855-860	4
860-865	3
865-870	5
870-875	5
875-880	6
880-885	6
885-890	6
890-895	7
BK BT 6-8-23-2 895-900	8

Sample No.		ppm U_3O_8
BK BT 6-8-23-2	900-905	7
	905-910	7
	910-915	6
	915-920	6
	920-925	7
	925-930	6
	930-935	7
	935-940	6
	940-945	6
	945-950	6
	950-955	5
	955-960	5
	960-965	5
	965-970	4
	970-975	3
	975-980	2
	980-985	3
	985-990	2
	990-995	2
	995-1000	2
	1000-1005	2
	1005-1010	2
	1010-1015	2
	1015-1020	3
BK BT 6-8-23-2	1020-1025	2

Sample No.		ppm U_3O_8
BK BT 6-8-23-2	1025-1030	2
	1030-1035	2
	1035-1040	2
	1040-1045	2
	1045-1050	2
	1050-1055	2
	1055-1060	2
	1060-1065	3
	1065-1070	2
	1070-1075	2
	1075-1080	2
	1080-1085	2
	1085-1090	2
	1090-1095	2
	1095-1100	2
	1100-1105	2
	1105-1110	2
	1110-1115	3
	1115-1120	2
	1120-1125	2
	1125-1130	2
	1130-1135	2
	1135-1140	2
	1140-1145	2
BK BT 6-8-23-2	1145-1150	2

Sample No.		ppm U_3O_8
BK BT 6-8-23-2	1150-1155	3
	1155-1160	3
	1160-1165	3
	1165-1170	3
	1170-1175	2
	1175-1180	2
	1180-1185	3
	1185-1190	3
	1190-1195	3
	1195-1200	2
	1200-1205	3
	1205-1210	4
	1210-1215	3
	1215-1220	3
	1220-1225	3
	1225-1230	4
	1230-1235	3
	1235-1240	3
	1240-1245	3
	1245-1250	3
	1250-1255	4
	1255-1260	4
BK BT 6-8-23-2	1260-1265	3

By Lawrence R. Reid
Lawrence R. Reid

Plotted 8-8-77
B. S.

TUCSON OFFICE

ROCKY MOUNTAIN GEOCHEMICAL CORP.

2561 EAST FORT LOWELL ROAD · TUCSON, ARIZONA 85716 · PHONE: (602) 795-9780

Certificate of Analysis

Date: July 29, 1977

Client: Minerals Exploration
1846 W. Grant Rd.
Tucson, Arizona
85705

RMGC Numbers:
Local Job No.: 77-49-19T
Foreign Job No.:
Invoice No.: T 7180

Client Order No.:

Report On: 290 samples

Submitted by: J.Ljung

Date Received: July 21, 1977

Analysis: Lithium

Analytical Methods: Determined by atomic absorption

Remarks: Reports on remaining 374 samples, analysed for Li, Mn, and U, to follow from Tucson and Salt Lake City

cc: Encl
RMGC:SLC
file
PDW/pmp

All values are reported in parts per million unless specified otherwise. A minus sign (—) is to be read "less than" and a plus sign (+) "greater than." Values in parenthesis are estimates. This analytical report is the confidential property of the above mentioned client and for the protection of this client and ourselves we reserve the right to forbid publication or reproduction of this report or any part thereof without written permission.

ND = None Detected 1 ppm = 0.0001% 1 Troy oz./ton = 34.286 ppm 1 ppm = 0.0292 Troy oz./ton

	Sample No.	Li ppm	Sample No.	Li ppm
plotted 8-8-77 R.S.	BKBT-6-8-23-1 595-600	125	BKBT-6-8-23-1 730-735	95
	600-605	105	735-740	110
	605-610	130	740-745	115
	610-615	110	745-750	115
	615-620	145	750-755	130
	620-625	120	755-760	125
	625-630	145	760-765	160
	630-635	155	765-770	145
	635-640	125	770-775	135
	640-645	125	775-780	200
	645-650	105	780-785	195
10' *	650-660	130	785-790	180
10' *	660-670	120	790-795	190
	670-675	125	795-800	200
	675-680	130	* 800-810	195
	680-685	120	810-815	200
	685-690	125	815-820	200
	690-695	135	820-825	165
	695-700	120	825-830	180
	700-705	125	830-835	155
	705-710	120	835-840	180
	710-715	115	840-845	140
	715-720	135	845-850	150
	720-725	105	850-855	165
	725-730	95	855-860	170

Sample No.	Li ppm	Sample No.	Li ppm
BKBT-6-8-23-1 860-865	150	BKBT-6-8-23-1 985-990	110
865-870	150	990-995	125
870-875	150	995-1000	120
875-880	125	1000-1005	105
880-885	135	1005-1010	125
885-890	110	1010-1015	120
890-895	120	1015-1020	90
895-900	110	1020-1025	100
900-905	125	1025-1030	115
905-910	160	1030-1035	125
910-915	155	1035-1040	140
915-920	160	1040-1045	135
920-925	175	1045-1050	125
925-930	175	1050-1055	135
930-935	115	1055-1060	155
935-940	135	1060-1065	105
940-945	125	1065-1070	130
945-950	130	1070-1075	190
950-955	110	1075-1080	180
955-960	115	1080-1085	210
960-965	140	1085-1090	185
965-970	135	1090-1095	250
970-975	135	1095-1100	230
975-980	135	1100-1105	150
980-985	120	1105-1110	210

Sample No.	Li ppm	Sample No.	Li ppm
BKBT-6-8-23-1		RL-26-16-14-1	
1110-1115	190	175-180	55
1115-1120	210	180-185	50
1120-1125	165	185-190	60
1125-1130	185	190-195	60
1130-1135	135	195-200	45
1135-1140	125	200-205	55
1140-1145	145	205-210	70
1145-1150	125	210-215	50
1150-1155	130	215-220	55
1155-1160	140	220-225	70
Plotted 8-8-77 → RL-26-16-14-1			
R.S. ↓ 100-105	35	225-230	60
105-110	45	230-235	55
110-115	50	235-240	65
115-120	45	240-245	75
120-125	45	245-250	75
125-130	45	250-255	40
130-135	50	255-260	45
135-140	40	260-265	65
140-145	55	265-270	55
145-150	30	270-275	50
150-155	45	275-280	60
155-160	45	280-285	75
160-165	55	285-290	55
165-170	65	290-295	40
170-175	35	295-300	35

Sample No.	Li ppm	Sample No.	Li ppm
RL-26-16-14-1		RL-26-16-14-1	
300-305	55	425-430	50
305-310	55	430-435	50
310-315	50	435-440	35
315-320	65	440-445	50
320-325	50	445-450	35
325-330	80	450-455	55
330-335	60	455-460	45
335-340	50	460-465	50
340-345	55	465-470	50
345-350	60	470-475	60
350-355	75	475-480	40
355-360	50	480-485	55
360-365	45	485-490	25
365-370	60	490-495	65
370-375	55	495-500	60
375-380	45	500-505	80
380-385	55	505-510	65
385-390	55	510-515	70
390-395	40	515-520	70
395-400	60	520-525	80
400-405	55	525-530	55
405-410	65	530-535	70
410-415	55	535-540	65
415-420	45	540-545	60
420-425	40	545-550	95

Sample No.	Li ppm	Sample No.	Li ppm
RL-26-16-14-1		RL-26-16-14-1	
550-555	65	675-680	85
555-560	75	680-685	100
560-565	50	685-690	90
565-570	60	690-695	80
570-575	65	695-700	80
575-580	55	700-705	80
580-585	60	705-710	80
585-590	55	710-715	80
590-595	85	715-720	75
595-600	75	720-725	90
600-605	60	725-730	85
605-610	60	730-735	80
610-615	90	735-740	70
615-620	75	740-745	70
620-625	85	745-750	50
625-630	95	750-755	40
630-635	90	755-760	70
635-640	90	760-765	60
640-645	90	765-770	65
645-650	75	770-775	60
650-655	70	775-780	55
655-650	80	780-785	55
660-665	75	785-790	60
665-670	85	790-795	70
670-675	95	795-800	50

Client Minerals Explo tion Date July 29, 1 RMGC Job No. 77-49-19T

Sample No.	Li ppm	Sample No.	Li ppm
RL-26-16-14-1		RL-26-16-14-1	
800-805	50	925-930	45
805-810	45	930-935	50
810-815	50	935-940	55
815-820	50	940-945	50
820-825	45	945-950	55
825-830	45	950-955	50
830-835	40	955-960	45
835-840	40	960-965	50
840-845	40	965-970	40
845-850	50	970-975	30
850-855	45	975-980	25
855-860	50	980-985	25
860-865	50	985-990	25
865-870	55	990-995	25
870-875	55	995-1000	20
875-880	50		
880-885	50		
885-890	45		
890-895	45		
895-900	45		
900-905	45		
905-910	40		
910-915	45		
915-920	40		
920-925	40		

By Parry D. Willard

Parry D. Willard

ROCKY MOUNTAIN GEOCHEMICAL CORP.
2561 EAST FORT LOWELL ROAD · TUCSON, ARIZONA 85716 · PHONE: (602) 795-9780
TUCSON OFFICE

Certificate of Analysis

RMGC Numbers:
Local Job No.: 77-49-19TC
Foreign Job No.:
Invoice No.: T 7181

Date: July 29, 1977

Client: Minerals Exploration
1846 W. Grant Rd. #102
Tucson, Arizona
85705

Client Order No.:

Report On: 273 samples

Submitted by: J.Ljung

Date Received: July 21, 1977

Analysis: Lithium, manganese

Analytical Methods: Determined by atomic absorption

Remarks: This report completes this job, minus the listed samples not brought in

cc: Encl
RMGC: SLC
file
PDW/pmp

All values are reported in parts per million unless specified otherwise. A minus sign (—) is to be read "less than" and a plus sign (+) "greater than." Values in parenthesis are estimates. This analytical report is the confidential property of the above mentioned client and for the protection of this client and ourselves we reserve the right to forbid publication or reproduction of this report or any part thereof without written permission.

ND = None Detected 1 ppm = 0.0001% 1 Troy oz./ton = 34.286 ppm 1 ppm = 0.0292 Troy oz./ton

Plotted 8-8-77 R.S.

Sample No.	Li ppm	Sample No.	Li ppm
RL-26-17-34-1		RL-26-17-34-1	
700-705	20	825-830	85
705-710	20	830-835	60
710-715	25	835-840	70
715-720	30	840-845	70
720-725	30	845-850	90
725-730	30	850-855	90
730-735	30	855-860	100
735-740	35	860-865	115
740-745	30	865-870	90
745-750	30	870-875	125
750-755	25	875-880	125
755-760	40	880-885	105
760-765	40	885-890	130
765-770	40	890-895	100
770-775	25	895-900	45
775-780	40	900-905	75
780-785	35	905-910	75
785-790	40	910-915	80
790-795	*	915-920	50
795-800	35	920-925	65
800-805	150	925-930	50
805-810	45	930-935	55
810-815	45	935-940	45
815-820	65	940-945	45
820-825	65	945-950	40

* sample not included tho listed

Sample No.	Li ppm	Sample No.	Li ppm
RL-26-17-34-1 950-955	30	RL-26-17-34-1 1075-1080	50
955-960	45	1080-1085	50
960-965	40	1085-1090	35
965-970	30	1090-1095	50
970-975	40	1095-1100	55
975-980	40	1100-1105	45
980-985	45	1105-1110	35
985-990	50	1110-1115	30
990-995	45	1115-1120	40
995-1000	95	1120-1125	50
1000-1005	40	1125-1130	50
1005-1010	40	1130-1135	55
1010-1015	55	1135-1140	50
1015-1020	80	1140-1145	55
1020-1025	50	1145-1150	30
1025-1030	65	1150-1155	80
1030-1035	65	1155-1160	65
1035-1040	50	1160-1165	80
1040-1045	55	1165-1170	60
1045-1050	35	1170-1175	70
1050-1055	60	1175-1180	45
1055-1060	40	1180-1185	65
1060-1065	45	1185-1190	60
1065-1070	55	1190-1195	55
1070-1075	55	1195-1200	80

Sample No.	Li ppm	Mn ppm	Sample No.	Li ppm	Mn ppm
BKBT6-8-23-#2			BKBT6-8-23-#2		
400-405	65	850	525-530	55	580
405-410	50	700	530-535	65	655
410-415	50	760	535-540	55	660
415-420	55	725	540-545 U,B	55	630
420-425	55	705	545-550 4	70	595
425-430	60	705	550-555	45	645
430-435	40	725	555-560	65	755
435-440	45	700	560-565	70	805
440-445	45	560	565-570	75	830
445-450	45	720	570-575	70	660
450-455	45	715	575-580	55	795
455-460	50	690	580-585	75	765
460-465	55	715	585-590	60	720
465-470	60	645	590-595	60	645
470-475	55	720	595-600	60	690
475-480	55	700	600-605	55	655
480-485	50	695	605-610 4	55	700
485-490	60	650	610-615	60	635
490-495	50	670	615-620	55	705
495-500	50	675	620-625	60	710
500-505	55	645	625-630	65	700
505-510	40	605	630-635 4	65	675
510-515	45	665	635-640 4	60	690
515-520	55	640	640-645 4	65	670
520-525	50	620	645-650	65	615

Client Minerals Exploratic Date July 29, 19 RMGC Job No. 77-49-19TC

Sample No.		Li ppm	Mn ppm	Sample No.		Li ppm	Mn ppm
BKBT6-8-23-2 650-655		70	670	BKBT6-8-23-2 775-780	4	70	830
655-660	U3O8	55	635	780-785	"	70	820
660-665	4	65	730	785-790	4	70	620
665-670		60	740	790-795	4	70	625
670-675		60	620	795-800	4	50	625
675-680		70	610	800-805	4	65	730
680-685		65	740	805-810	4	70	720
685-690		70	640	810-815	4	65	725
690-695		70	800	815-820	4	70	720
695-700		65	780	820-825	4	70	710
700-705		40	610	825-830	5	65	770
705-710		50	705	830-835	4	60	825
710-715		55	775	835-840	4	65	675
715-720		50	750	840-845	4	60	700
720-725		60	755	845-850	5	65	705
725-730		60	765	850-855	4	60	665
730-735	"	70	775	855-860	4	65	770
735-740	4	80	815	860-865	3	55	695
740-745		80	855	865-870	5	60	855
745-750	4	70	850	870-875	5	60	900
750-755	4	65	840	875-880	6	70	960
755-760	4	75	815	880-885	6	65	895
760-765	4	65	840	885-890	6	65	905
765-770	4	55	800	890-895	7	55	850
770-775	4	70	880	895-900	8	70	890

Client Minerals Exploratic Date July 29, 197' RMGC Job No. 77-49-19TC

Sample No.	Li ppm	Mn ppm	Sample No.	Li ppm	Mn ppm
BKBT6-8-23-1			BKBT6-8-23-2		
900-905 7	60	600	1025-1030	65	830
905-910 7	60	855	1030-1035	65	875
910-915 6	60	820	1035-1040	70	795
915-920 6	70	770	1040-1045	75	815
920-925 7	75	905	1045-1050	60	800
925-930 6	75	905	1050-1055	60	800
930-935 7	70	910	1055-1060	65	855
935-940 6	75	870	1060-1065	60	890
940-945 6	75	850	1065-1070	65	905
945-950 6	60	865	1070-1075	70	.11%
950-955 5	70	895	1075-1080	70	.12%
955-960 5	80	.11%	1080-1085	70	.12%
960-965 5	80	.10%	1085-1090	70	925
965-970 4	60	975	1090-1095	80	995
970-975	60	920	1095-1100	70	960
975-980	60	880	1100-1105	70	895
980-985	55	885	1105-1110	70	880
985-990	55	860	1110-1115	70	890
990-995	60	855	1115-1120	70	830
995-1000	75	805	1120-1125	70	870
1000-1005	70	770	1125-1130	70	875
1005-1010	55	.11%	1130-1135	75	940
1010-1015	60	.11%	1135-1140	65	970
1015-1020	70	.11%	1140-1145	65	855
1020-1025	65	975	1145-1150	65	935

Client Minerals Exploration Date July 29, 19 RMGC Job No. 77-49-19TC

Sample No.		Li ppm	Mn ppm
BKBT6-8-23-2			
1150-1155		70	700
1155-1160		75	600
1160-1165		60	830
1165-1170		50	815
1170-1175		50	815
1175-1180		55	900
1180-1185		60	900
1185-1190		60	890
1190-1195		50	865
1195-1200		50	775
1200-1205		60	755
1205-1210	4	55	590
1210-1215		65	840
1215-1220		60	835
1220-1225		65	810
1225-1230	4	55	855
1230-1235		60	920
1235-1240		65	930
1240-1245		75	.26%
1245-1250		65	.48%
1250-1255	4	50	.48%
1255-1260	4	95	.39%
1260-1265		75	.42%

By Parry D. Willard
Parry D. Willard

T C Jan 6. Atd for arrival

ROCKY MOUNTAIN GEOCHEMICAL CORP.

1323 W. 7900 SOUTH • WEST JORDAN, UTAH 84084 • PHONE: (801) 255-3558

WEST JORDAN OFFICE

Certificate of Analysis

RMGC Numbers:

Local Job No.: 77-47-26-SL

Foreign Job No.: 77-44-2T

Invoice No.: M 90715

Date: June 6, 1977

Client: Minerals Exploration Co.
1846 West Grant Road
Tucson, Arizona 85705

Client Order No.: none

Report On: 24 Samples

Submitted by: R. McNeil

Date Received: 5/24/77

Analysis: U_3O_8

Analytical Methods: Determined fluorometrically.

Remarks:

cc: enc.
file (2)
report: RMGC - Tucson
LRR/lw

Done

BkBt 6-8-25-1

All values are reported in parts per million unless specified otherwise. A minus sign (—) is to be read "less than" and a plus sign (+) "greater than." Values in parenthesis are estimates. This analytical report is the confidential property of the above mentioned client and for the protection of this client and ourselves we reserve the right to forbid publication or reproduction of this report or any part thereof without written permission.

ND = None Detected 1 ppm = 0.0001% 1 Troy oz./ton = 34.286 ppm 1 ppm = 0.0292 Troy oz./ton

BkBk 6-8-25-1

Sample No.	ppm U_3O_8
Black Butte	
575-580	-2
580-585	-2
585-590	2
590-595	-2
595-600	2
600-605	2
605-610	-2
610-615	-2
615-620	-2
620-625	-2
625-630	-2
630-635	-2
635-640	-2
640-645	-2
645-650	5
650-655	2
655-660	3
660-665	3
665-670	2
670-675	3
675-680	3
680-685	3
685-690	2
690-695	3

By Lawrence R. Reid
Lawrence R. Reid

Bk Bk 6-8-23-

ROCKY MOUNTAIN GEOCHEMICAL CORP.

2561 EAST FORT LOWELL ROAD · TUCSON, ARIZONA 85716 · PHONE: (602) 795-9780

TUCSON OFFICE

Certificate of Analysis

Date: March 17, 1977

Client: Minerals Exploration
1846 W. Grant Rd.
Tucson, Arizona 85705

RMGC Numbers:
Local Job No.: 77-40-26T
Foreign Job No.:
Invoice No.: T 6798

Client Order No.:

Report On: 112 samples

Submitted by: R. Sherer

Date Received: Mar. 9, 1977

Analysis: Copper, molybdenum, manganese

Analytical Methods: Molybdenum determined colorimetrically.
Others determined by atomic absorption.

Remarks: Uranium and vanadium determined in SLC.

cc: Enc.
RMGC: SLC
file
PDW/sl

BKBK 23-1

All values are reported in parts per million unless specified otherwise. A minus sign (—) is to be read "less than" and a plus sign (+) "greater than." Values in parenthesis are estimates. This analytical report is the confidential property of the above mentioned client and for the protection of this client and ourselves we reserve the right to forbid publication or reproduction of this report or any part thereof without written permission.

ND = None Detected 1 ppm = 0.0001% 1 Troy oz./ton = 34.286 ppm 1 ppm = 0.0292 Troy oz./ton

Client: Min. Expl Date Mar. 17, 19 / RMGC Job No. 77-40-26T

BKBT-6-8-23-1

Sample No.	ppm Copper	ppm Molybdenum	ppm Manganese
595-600	70	-1	670
600-605	60	-1	740
605-610	50	5	715
610-615	45	8	595
615-620	45	20	0.12%
620-625	50	12	745
625-630	50	9	0.19%
630-635	60	9	0.19%
635-640	50	9	0.20%
640-645	60	6	0.15%
645-650	50	8	0.12%
650-660	50	24	0.15%
660-670	50	24	0.16%
670-675	50	8	0.12%
675-680	45	3	975
680-685	50	3	0.13%
685-690	40	8	0.10%
690-695	50	18	0.11%
695-700	45	24	0.12%
700-705	60	11	0.16%
705-710	55	24	0.14%
710-715	50	20	0.16%
715-720	30	21	870
720-725	45	23	915
725-730	30	27	750

75/30 79/4 .2%/540

Sample No.	ppm Copper	ppm Molybdenum	ppm Manganese
730-735	35	21	745
735-740	55	8	765
740-745	30	23	540
745-750	30	14	565
750-755	35	26	775
755-760	30	34	630
760-765	30	24	655
765-770	30	40	700
770-775	30	27	655
775-780	50	21	725
780-785	45	18	760
785-790	50	15	635
790-795	60	68	605
795-800	55	47	665
800-810	55	21	690
810-815	55	15	625
815-820	50	57	845
820-825	55	69	940
825-830	55	47	665
830-835	50	42	805
835-840	65	65	895
840-845	55	24	0.10%
845-850	40	21	995
850-855	45	20	985

Client Min. Expl Date Mar. 17, 19' RMGC Job No. 77-40-26T

Sample No.	ppm Copper	ppm Molybdenum	ppm Manganese
855-860	45	20	0.10%
860-865	40	24	0.13%
865-870	55	18	0.12%
870-875	45	18	0.12%
875-880	40	11	0.13%
880-885	40	8	0.11%
885-890	50	8	0.13%
890-895	40	8	0.11%
895-900	30	8	0.10%
900-905	40	12	0.10%
905-910	45	11	0.11%
910-915	50	11	0.11%
915-920	60	8	0.10%
920-925	55	23	0.10%
925-930	50	34	0.12%
930-935	35	49	0.13%
935-940	60	24	0.12%
940-945	45	15	0.12%
945-950	40	20	0.13%
950-955	30	27	0.12%
955-960	40	15	0.12%
960-965	45	9	0.11%
965-970	45	8	0.11%
970-975	50	8	0.12%
975-980	50	8	0.13%

Client Min. Exploration Date Mar. 17, 19' RMGC Job No. 77-40-26T

Sample No.	ppm Copper	ppm Molybdenum	ppm Manganese
980-985	50	17	0.14%
985-990	40	38	0.15%
990-995	45	74	0.11%
995-1000	40	69	0.10%
1000-1005	35	34	0.10%
1005-1010	35	27	0.10%
1010-1015	40	53	905
1015-1020	75	30	865
1020-1025	35	69	0.10%
1025-1030	30	65	860
1030-1035	35	36	735
1035-1040	40	33	765
1040-1045	40	33	775
1045-1050	35	21	775
1050-1055	35	77	725
1055-1060	45	79	730
1060-1065	40	68	660
1065-1070	30	74	645
1070-1075	45	33	725
1075-1080	50	51	755
1080-1085	55	40	770
1085-1090	45	24	725
1090-1095	60	18	680
1095-1100	55	23	720
1100-1105	30	23	720

Client Minerals Expl Date Mar. 17, 197 RMGC Job No. 77-40-26T

Sample No.	ppm Copper	ppm Molybdenum	ppm Manganese
1105-1110	40	30	895
1110-1115	30	34	915
1115-1120	40	18	0.12%
1120-1125	45	11	0.14%
1125-1130	45	18	0.10%
1130-1135	40	8	965
1135-1140	55	18	0.10%
1140-1145	40	11	0.10%
1145-1150	30	17	0.11%
1150-1155	30	21	0.11%
1155-1160	35	20	0.10%

By Parry D. Willard

Parry D. Willard

MIDVALE OFFICE

ROCKY MOUNTAIN GEOCHEMICAL CORP.

P. O. BOX 337 • 1323 W. 7900 SOUTH • MIDVALE, UTAH 84047 • PHONE: (801) 255-3558

Certificate of Analysis

RMGC Numbers:
Local Job No.: 77-39-42-SL
Foreign Job No.: 77-40-26T
Invoice No.: M 90313

Date: March 18, 1977

Client: Minerals Exploration Co.
2430 No. Huachuca Drive
Tucson, Arizona 85705

Attn: R. Sherer

Client Order No.: none

Report On: 112 Reno pulp

Submitted by: R. Sherer

Date Received: 3/15/77

Analysis: U_3O_8 and V_2O_5

Analytical Methods: U_3O_8 determined by Fluorometric. V_2O_5 determined by atomic absorption.

Remarks:

cc: enc.
file (2)
report: RMGC - Tucson
LRR/lw

All values are reported in parts per million unless specified otherwise. A minus sign (—) is to be read "less than" and a plus sign (+) "greater than." Values in parenthesis are estimates. This analytical report is the confidential property of the above mentioned client and for the protection of this client and ourselves we reserve the right to forbid publication or reproduction of this report or any part thereof without written permission.

ND = None Detected | 1 ppm = 0.0001% | 1 Troy oz./ton = 34.286 ppm | 1 ppm = 0.0292 Troy oz./ton

Sample No.		ppm U_3O_8	% V_2O_5
BK BT-68-23-1	595-600	-2	.028
	600-605	-2	.033
	605-610	12	.019
	610-615	12	.022
	615-620	17	.013
	620-625	11	.021
	625-630	20	.014
	630-635	14	.019
	635-640	6	.014
	640-645	7	.017
	645-650	9	.014
	650-660	15	.013
	660-670	11	.014
	670-675	9	.015
	675-680	7	.018
	680-685	7	.018
	685-690	6	.014
	690-695	11	.016
	695-700	12	.016
	700-705	9	.020
	705-710	11	.015
	710-715	9	.016
	715-720	9	.010
	720-725	5	.017
	725-730	8	.007
		20/12	.033/.006

Sample No.		ppm U_3O_8	% V_2O_5
BK BT-68-23-1	730-735	7	.014
	735-740	5	.022
	740-745	8	.009
	745-750	7	.008
	750-755	10	.011
	755-760	9	.010
	760-765	9	.010
	765-770	11	.010
	770-775	10	.011
	775-780	4	.018
	780-785	5	.018
	785-790	5	.020
	790-795	6	.042
	795-800	5	.030
	X 800-810	5	.023
	810-815	5	.020
	815-820	6	.021
	820-825	7	.024
	825-830	6	.024
	830-835	6	.019
	835-840	6	.022
	840-845	13	.012
	845-850	13	.014
	850-855	11	.014
	855-860	10	.013

Sample No.		ppm U_3O_8	% V_2O_5
BK BT-68-23-1	860-865	10	.019
	865-870	8	.020
	870-875	9	.020
	875-880	5	.017
	880-885	5	.014
	885-890	6	.015
	890-895	6	.020
	895-900	5	.016
	900-905	5	.016
	905-910	6	.016
	910-915	7	.016
	915-920	6	.020
	920-925	6	.020
	925-930	8	.020
	930-935	8	.014
	935-940	8	.017
	940-945	8	.016
	945-950	8	.018
	950-955	5	.008
	955-960	6	.014
	960-965	6	.014
	965-970	6	.017
	970-975	7	.018
	975-980	6	.017
	980-985	7	.016

Sample No.		ppm U_3O_8	% V_2O_5
BK BT-68-23-1	985-990	9	.017
	990-995	7	.018
	995-1000	9	.017
	1000-1005	12	.015
	1005-1010	6	.013
	1010-1015	6	.015
	1015-1020	4	.009
	1020-1025	9	.014
	1025-1030	6	.014
	1030-1035	5	.012
	1035-1040	7	.014
	1040-1045	11	.016
	1045-1050	6	.013
	1050-1055	5	.012
	1055-1060	6	.015
	1060-1065	6	.015
	1065-1070	7	.015
	1070-1075	5	.014
	1075-1080	5	.015
	1080-1085	4	.017
	1085-1090	5	.016
	1090-1095	7	.016
	1095-1100	5	.017
BK BT-1-16	1100-1105	9	.007
	1105-1110	13	.011

Sample No.		ppm U_3O_8	% V_2O_5
BK BT-1-16	1110-1115	8	.008
	1115-1120	8	.014
	1120-1125	6	.013
	1125-1130	7	.012
	1130-1135	7	.016
	1135-1140	8	.011
	1140-1145	7	.014
	1145-1150	6	.012
	1150-1155	6	.011
	1155-1160	7	.013
	~~1160-1165~~	10	.022
2 Rock Chip Samples	1165-1170	~2	.006

By Lawrence R. Reid
Lawrence R. Reid

BK BC 6-8-3-2

ROCKY MOUNTAIN GEOCHEMICAL CORP.

2561 EAST FORT LOWELL ROAD · TUCSON, ARIZONA 85716 · PHONE: (602) 795-9780

TUCSON OFFICE

Certificate of Analysis

Date: March. 21, 1977

RMGC Numbers:

Local Job No.: 77-40-31T

Client: Minerals Exploration
1846 W. Grant Rd.
Tucson, Arizona 85705

Foreign Job No.:

Invoice No.: T 6805

Client Order No.:

Report On: 18 samples

Submitted by: R. Sherer

Date Received: Mar. 14, 1977

Analysis: Copper, molybdenum, manganese

Analytical Methods: Molybdenum determined colorimetrically.
Others determined by atomic absorption.

Remarks: Uranium and vanadium results to follow from SLC.

cc: Enc.
RMGC: SLC
file
PDW/sl

RKRC 23-2

All values are reported in parts per million unless specified otherwise. A minus sign (—) is to be read "less than" and a plus sign (+) "greater than." Values in parenthesis are estimates. This analytical report is the confidential property of the above mentioned client and for the protection of this client and ourselves we reserve the right to forbid publication or reproduction of this report or any part thereof without written permission.

ND = None Detected 1 ppm = 0.0001% 1 Troy oz./ton = 34.286 ppm 1 ppm = 0.0292 Troy oz./ton

Client Minerals Expl Date Mar. 21, 19[illegible] RMGC Job No. 77-40-31T

BKBT-6-8-23-2

Sample No.	ppm Copper	ppm Molybdenum	% Manganese
1265-1270	45	5	0.25%
1270-1275	35	8	0.25%
1275-1280	35	2	0.23%
1280-1285	45	5	0.26%
1285-1290	150	6	0.25%
1290-1295	85	15	0.34%
1295-1300	50	8	0.26%
1300-1305	50	6	0.22%
1305-1310	45	11	0.25%
1310-1315	45	15	0.21%
1315-1320	45	15	0.20%
1320-1325	65	17	0.23%
1325-1330	60	14	0.20%
1330-1335	45	2	0.15%
1335-1340	110	8	0.26%
1340-1345	70	2	0.16%
1345-1350	50	-1	0.11%
1350-1355	80	8	0.20%
	150/35	17/<1	.34/.11

By Parry D. Willard

Parry D. Willard

MIDVALE OFFICE

ROCKY MOUNTAIN GEOCHEMICAL CORP.

P. O. BOX 337 • 1323 W. 7900 SOUTH • MIDVALE, UTAH 84047 • PHONE: (801) 255-3558

Certificate of Analysis

RMGC Numbers:
Local Job No. 77-40-20-SL
Foreign Job No.: 77-40-31T
Invoice No.: M 90347

Date: March 29, 1977

Client: Minerals Exploration
1846 West Grant Road, #102
Tucson, Arizona 85716

Client Order No.: none

Report On: 18 Samples

Submitted by: R. Sherer

Date Received: 3/21/77

Analysis: U_3O_8 and V_2O_5

Analytical Methods: U_3O_8 determined by fluorometric. V_2O_5 determined by atomic absorption.

Remarks:

cc: enc.
file (2)
report: RMGC - Tucson
LRR/lw

All values are reported in parts per million unless specified otherwise. A minus sign (—) is to be read "less than" and a plus sign (+) "greater than." Values in parenthesis are estimates. This analytical report is the confidential property of the above mentioned client and for the protection of this client and ourselves we reserve the right to forbid publication or reproduction of this report or any part thereof without written permission.

ND = None Detected 1 ppm = 0.0001% 1 Troy oz./ton = 34.286 ppm 1 ppm = 0.0292 Troy oz./ton

Sample No.	ppm U_3O_8	% V_2O_5
BK BT-6-8-23-2 1265-1270	5	0.023
1270-1275	7	0.022
1275-1280	8	0.020
1280-1285	6	0.019
1285-1290	9	0.018
1290-1295	6	0.020
1295-1300	6	0.018
1300-1305	4	0.020
1305-1310	7	0.017
1310-1315	6	0.015
1315-1320	8	0.014
1320-1325	8	0.018
1325-1330	6	0.016
1330-1335	5	0.018
1335-1340	7	0.020
1340-1345	5	0.024
1345-1350	7	0.031
BK BT-6-8-23-2 1350-1355	3	0.025
	8/3	.031/.014

By Lawrence R. Reid
Lawrence R. Reid

lot 24 6-8-23-2

ROCKY MOUNTAIN GEOCHEMICAL CORP.

2561 EAST FORT LOWELL ROAD · TUCSON, ARIZONA 85716 · PHONE: (602) 795-9780

TUCSON OFFICE

Certificate of Analysis

Date: March. 21, 1977

RMGC Numbers:

Local Job No.: 77-40-31T

Client: Minerals Exploration
1846 W. Grant Rd.
Tucson, Arizona 85705

Foreign Job No.:

Invoice No.: T 6805

Client Order No.:

Report On: 18 samples

Submitted by: R. Sherer

Date Received: Mar. 14, 1977

Analysis: Copper, molybdenum, manganese

Analytical Methods: Molybdenum determined colorimetrically.
Others determined by atomic absorption.

Remarks: Uranium and vanadium results to follow from SLC.

cc: Enc.
RMGC: SLC
file
PDW/sl

B2 R40 23-2

All values are reported in parts per million unless specified otherwise. A minus sign (—) is to be read "less than" and a plus sign (+) "greater than." Values in parenthesis are estimates. This analytical report is the confidential property of the above mentioned client and for the protection of this client and ourselves we reserve the right to forbid publication or reproduction of this report or any part thereof without written permission.

ND = None Detected 1 ppm = 0.0001% 1 Troy oz./ton = 34.286 ppm 1 ppm = 0.0292 Troy oz./ton

Client Minerals Expl Date Mar. 21, 19[illegible] RMGC Job No. 77-40-31T

BKBT-6-8-23-2

Sample No.	ppm Copper	ppm Molybdenum	% Manganese
1265-1270	45	5	0.25%
1270-1275	35	8	0.25%
1275-1280	35	2	0.23%
1280-1285	45	5	0.26%
1285-1290	150	6	0.25%
1290-1295	85	15	0.34%
1295-1300	50	8	0.26%
1300-1305	50	6	0.22%
1305-1310	45	11	0.25%
1310-1315	45	15	0.21%
1315-1320	45	15	0.20%
1320-1325	65	17	0.23%
1325-1330	60	14	0.20%
1330-1335	45	2	0.15%
1335-1340	110	8	0.26%
1340-1345	70	2	0.16%
1345-1350	50	-1	0.11%
1350-1355	80	8	0.20%

By Parry D. Willard

Parry D. Willard

BkGC 6-8-23-2

ROCKY MOUNTAIN GEOCHEMICAL CORP.

P. O. BOX 337 • 1323 W. 7900 SOUTH • MIDVALE, UTAH 84047 • PHONE: (801) 255-3558

MIDVALE OFFICE

Certificate of Analysis

RMGC Numbers:

Local Job No.: 77-40-20-SL

Foreign Job No.: 77-40-31T

Invoice No.: M 90347

Date: March 29, 1977

Client: Minerals Exploration
1846 West Grant Road, #102
Tucson, Arizona 85716

Client Order No.: none

Report On: 18 Samples

Submitted by: R. Sherer

Date Received: 3/21/77

Analysis: U_3O_8 and V_2O_5

Analytical Methods: U_3O_8 determined by fluorometric. V_2O_5 determined by atomic absorption.

Remarks:

cc: enc.
file (2)
report: RMGC - Tucson
LRR/lw

BkGC 23-2

All values are reported in parts per million unless specified otherwise. A minus sign (—) is to be read "less than" and a plus sign (+) "greater than." Values in parenthesis are estimates. This analytical report is the confidential property of the above mentioned client and for the protection of this client and ourselves we reserve the right to forbid publication or reproduction of this report or any part thereof without written permission.

ND = None Detected 1 ppm = 0.0001% 1 Troy oz./ton = 34.286 ppm 1 ppm = 0.0292 Troy oz./ton

Client Minerals Exploratic Date 3/29/77 RMGC Job No. 77-40-20-SL

Sample No.	ppm U_3O_8	% V_2O_5
BK BT-6-8-23-2 1265-1270	5	0.023
1270-1275	7	0.022
1275-1280	8	0.020
1280-1285	6	0.019
1285-1290	9	0.018
1290-1295	6	0.020
1295-1300	6	0.018
1300-1305	4	0.020
1305-1310	7	0.017
1310-1315	6	0.015
1315-1320	8	0.014
1320-1325	8	0.018
1325-1330	6	0.016
1330-1335	5	0.018
1335-1340	7	0.020
1340-1345	5	0.024
1345-1350	7	0.031
BK BT-6-8-23-2 1350-1355	3	0.025

By Lawrence R. Reid
Lawrence R. Reid

BK Bt 6-8-25-1

ROCKY MOUNTAIN GEOCHEMICAL CORP.

2561 EAST FORT LOWELL ROAD · TUCSON, ARIZONA 85716 · PHONE: (602) 795-9780

TUCSON OFFICE

Certificate of Analysis

Date: May 19, 1977

RMGC Numbers:
Local Job No.: 77-44-2T
Foreign Job No.:
Invoice No.: T 6940

Client: Minerals Exploration
1846 W. Grant
Tucson, Arizona 85705

Client Order No.:

Report On: 24 samples

Submitted by: R. McNeil

Date Received: May 4, 1977

Analysis: Copper, molybdenum, manganese, vanadium, lithium

Analytical Methods: Determined by atomic absorption.

Remarks: Uranium results to follow from SLC.

cc: Enc.
RMGC:SLC
file
PDW/sl

Bk Bt 25-1

All values are reported in parts per million unless specified otherwise. A minus sign (—) is to be read "less than" and a plus sign (+) "greater than." Values in parenthesis are estimates. This analytical report is the confidential property of the above mentioned client and for the protection of this client and ourselves we reserve the right to forbid publication or reproduction of this report or any part thereof without written permission.

ND = None Detected 1 ppm = 0.0001% 1 Troy oz./ton = 34.286 ppm 1 ppm = 0.0292 Troy oz./ton

Client Min. Expl. Date May 19, 19[illegible] RMGC Job No. 77-44-2T

BtBt 6-8-25-1

Sample No.	ppm Copper	ppm Molybdenum	ppm Manganese	% Vandium	ppm Lithium
575-580	35	-1	770	.010	30
580-585	35	-1	755	.011	36
585-590	35	-1	810	.012	37
590-595	30	-1	725	.011	37
595-600	25	-1	700	.012	42
600-605	25	-1	755	.011	38
605-610	30	-1	815	.014	51
610-615	30	-1	690	.013	41
615-620	30	-1	775	.011	41
620-625	25	-1	685	.011	42
625-630	30	1	685	.012	39
630-635	30	-1	710	.012	42
635-640	30	-1	980	.011	41
640-645	30	1	675	.013	45
645-650	30	1	700	.012	44
650-655	30	-1	670	.012	39
655-660	30	1	685	.012	41
660-665	30	-1	700	.012	39
665-670	30	-1	695	.014	39
670-675	30	-1	770	.014	47
675-680	30	1	745	.013	42
680-685	25	-1	685	.009	41
685-690	30	1	715	.014	35
690-695	35	-1	0.12%	.016	61
	35/25	1/-1	.12/670	.016/.009	61/30

By Parry D. Willard

ROCKY MOUNTAIN GEOCHEMICAL CORP.
SALT LAKE CITY, UTAH • RENO, NEVADA • TUCSON, ARIZONA

BLM C-8-23-1

ROCKY MOUNTAIN GEOCHEMICAL CORP.

2561 EAST FORT LOWELL ROAD · TUCSON, ARIZONA 85716 · PHONE: (602) 795-9780

TUCSON OFFICE

Certificate of Analysis

Date: March 17, 1977

RMGC Numbers:

Local Job No.: 77-40-26T

Client: Minerals Exploration
1846 W. Grant Rd.
Tucson, Arizona 85705

Foreign Job No.:

Invoice No.: T 6798

Client Order No.:

Report On: 112 samples

Submitted by: R. Sherer

Date Received: Mar. 9, 1977

Analysis: Copper, molybdenum, manganese

Analytical Methods: Molybdenum determined colorimetrically.
Others determined by atomic absorption.

Remarks: Uranium and vanadium determined in SLC.

cc: Enc.
RMGC: SLC
file
PDW/sl

BKBC 23-1

All values are reported in parts per million unless specified otherwise. A minus sign (—) is to be read "less than" and a plus sign (+) "greater than." Values in parenthesis are estimates. This analytical report is the confidential property of the above mentioned client and for the protection of this client and ourselves we reserve the right to forbid publication or reproduction of this report or any part thereof without written permission.

ND = None Detected 1 ppm = 0.0001% 1 Troy oz./ton = 34.286 ppm 1 ppm = 0.0292 Troy oz./ton

Client Min. Expl Date Mar. 17, 1978 RMGC Job No. 77-40-26T

BKBT-6-8-23-1

Sample No.	ppm Copper	ppm Molybdenum	ppm Manganese
595-600	70	-1	670
600-605	60	-1	740
605-610	50	5	715
610-615	45	8	595
615-620	45	20	0.12%
620-625	50	12	745
625-630	50	9	0.19%
630-635	60	9	0.19%
635-640	50	9	0.20%
640-645	60	6	0.15%
645-650	50	8	0.12%
650-660	50	24	0.15%
660-670	50	24	0.16%
670-675	50	8	0.12%
675-680	45	3	975
680-685	50	3	0.13%
685-690	40	8	0.10%
690-695	50	18	0.11%
695-700	45	24	0.12%
700-705	60	11	0.16%
705-710	55	24	0.14%
710-715	50	20	0.16%
715-720	30	21	870
720-725	45	23	915
725-730	30	27	750

Sample No.	ppm Copper	ppm Molybdenum	ppm Manganese
980-985	50	17	0.14%
985-990	40	38	0.15%
990-995	45	74	0.11%
995-1000	40	69	0.10%
1000-1005	35	34	0.10%
1005-1010	35	27	0.10%
1010-1015	40	53	905
1015-1020	75	30	865
1020-1025	35	69	0.10%
1025-1030	30	65	860
1030-1035	35	36	735
1035-1040	40	33	765
1040-1045	40	33	775
1045-1050	35	21	775
1050-1055	35	77	725
1055-1060	45	79	730
1060-1065	40	68	660
1065-1070	30	74	645
1070-1075	45	33	725
1075-1080	50	51	755
1080-1085	55	40	770
1085-1090	45	24	725
1090-1095	60	18	680
1095-1100	55	23	720
1100-1105	30	23	720

Client Minerals Expl Date Mar. 17, 1977 RMGC Job No. 77-40-26T

Sample No.	ppm Copper	ppm Molybdenum	ppm Manganese
1105-1110	40	30	895
1110-1115	30	34	915
1115-1120	40	18	0.12%
1120-1125	45	11	0.14%
1125-1130	45	18	0.10%
1130-1135	40	8	965
1135-1140	55	18	0.10%
1140-1145	40	11	0.10%
1145-1150	30	17	0.11%
1150-1155	30	21	0.11%
1155-1160	35	20	0.10%

By Parry D. Willard

Parry D. Willard

Bk Bt 6-8-2 -1

ROCKY MOUNTAIN GEOCHEMICAL CORP.

2561 EAST FORT LOWELL ROAD · TUCSON, ARIZONA 85716 · PHONE: (602) 795-9780

TUCSON OFFICE

Certificate of Analysis

Date: March 11, 1977

RMGC Numbers:

Local Job No.: 77-40-9T

Client: Minerals Exploration
1846 W. Grant
Tucson, Arizona 85705

Foreign Job No.:

Invoice No.: T 6786

Client Order No.:

Report On: 107 samples

Submitted by: R. McNeil

Date Received: March 3, 1977

Analysis: Copper, manganese

Analytical Methods: Determined by atomic absorption.

Remarks: Uranium and vanadium to follow from SLC

cc: Enc.
RMGC: SLC
file
PDW/sl

Bk Bt 24-1

All values are reported in parts per million unless specified otherwise. A minus sign (—) is to be read "less than" and a plus sign (+) "greater than." Values in parenthesis are estimates. This analytical report is the confidential property of the above mentioned client and for the protection of this client and ourselves we reserve the right to forbid publication or reproduction of this report or any part thereof without written permission.

ND = None Detected 1 ppm = 0.0001% 1 Troy oz./ton = 34.286 ppm 1 ppm = 0.0292 Troy oz./ton

Sample No.	ppm Copper	ppm Manganese
2/2/1	110	290
2	115	240
3	35	0.12%
4	55	0.10%
5	45	0.13%
6	45	0.13%
7	45	780
8	55	870
9	135	0.19%
10	60	0.12%
11	10	0.15%
12	15	675
13	30	680
14	35	765 .19/240
2/10/1	5	540
2	5	675
3	25	865
BB1650-655 BkBk 6-8-24-1	50	0.13%
655-660	60	0.14%
660-665	65	795
665-670	45	0.10%
670-675	35	0.10%
675-680	35	0.12%
680-685	90	0.11%
685-690	105	0.13%
	135/10 105/20	.14%/455

Sample No.	ppm Copper	ppm Manganese
690-695	25	0.11%
695-700	30	850
700-705	50	0.11%
705-710	40	0.11%
710-715	35	0.10%
715-720	25	785
720-725	25	770
725-730	30	735
730-735	25	695
735-740	25	610
740-745	30	740
745-750	25	710
750-755	30	625
755-760	50	805
760-765	35	655
765-770	40	655
770-775	35	700
775-780	30	700
780-785	35	705
785-790	30	695
790-795	25	600
795-800	25	610
800-805	30	605
805-810	30	695
810-815	35	735

Sample No.	ppm Copper	ppm Manganese
815-820	30	645
820-825	30	720
825-830	30	695
830-835	25	615
835-840	20	480
840-845	20	550
845-850	30	805
850-855	35	780
855-860	45	0.10%
860-865	40	985
865-870	40	980
870-875	40	0.10%
875-880	50	0.11%
880-885	55	0.10%
885-890	55	0.11%
890-895	60	0.10%
895-900	50	0.11%
900-905	60	0.10%
905-910	60	0.10%
910-915	40	0.12%
915-920	35	0.13%
920-925	35	0.10%
925-930	45	935
930-935	45	895
935-940	50	905

Client Min. Expl Date Mar. 11, 197 RMGC Job No. 77-40-9T

Sample No.	ppm Copper	ppm Manganese
940-945	80	0.13%
945-950	45	0.12%
950-955	70	0.10%
955-960	50	885
960-965	60	825
965-970	50	805
970-975	55	745
975-980	30	500
980-985	50	620
985-990	45	645
990-995	45	545
995-1000	40	500
1000-1005	45	455
1005-1010	45	635
1010-1015	45	640
1015-1020	45	570
1020-1025	50	640
1025-1030	50	650
1030-1035	50	620
1035-1040	35	575
1040-1045	35	455
1045-1050	50	565
1050-1055	45	660
1055-1060	40	565
1060-1065	50	530

Sample No.	ppm Copper	ppm Manganese
1065-1070	45	670
1070-1075	35	650
1075-1080	30	705
1080-1085	30	545
1085-1090	30	615
1090-1095	35	580
1095-1100	35	585

By Parry D. Willard

Parry D. Willard

MIDVALE OFFICE

ROCKY MOUNTAIN GEOCHEMICAL CORP.

P. O. BOX 337 • 1323 W. 7900 SOUTH • MIDVALE, UTAH 84047 • PHONE: (801) 255-3558

Certificate of Analysis

Date: March 14, 1977

Client: Minerals Exploration
1866 W. Grant Rd., Suite 102
Tucson, Arizona 85716

RMGC Numbers:
Local Job No.: 77-39-22-SL
Foreign Job No.: 77-40-9T
Invoice No.: M 90280

Client Order No.: none

Report On: 107 Samples

Submitted by: McNeil

Date Received: 3/10/77

Analysis: U_3O_8

Analytical Methods: Determined by fluorometric.

Remarks: V_2O_5 results will be sent shorlty

cc: enc.
file (2)
report: RMGC - Tucson
LRR/lw

Sample No.	ppm U_3O_8	Sample No.	ppm U_3O_8
2/2/1	3	2/2/6	-2
2	3	7	2
3	2	8	3
4	2	9	3
2/2/5	2	2/2/10	3

All values are reported in parts per million unless specified otherwise. A minus sign (—) is to be read "less than" and a plus sign (+) "greater than." Values in parenthesis are estimates. This analytical report is the confidential property of the above mentioned client and for the protection of this client and ourselves we reserve the right to forbid publication or reproduction of this report or any part thereof without written permission.

ND = None Detected 1 ppm = 0.0001% 1 Troy oz./ton = 34.286 ppm 1 ppm = 0.0292 Troy oz./ton

Sample No.	ppm U_3O_8
2/2/11/	3
12	2
13	2
2/2/14	5
2/10/1	3
2	-2
2/10/3	2
BB1-650-655	8
655-660	10
660-665	9
665-670	7
670-675	8
675-680	10
680-685	8
685-690	8
690-695	7
695-700	4
700-705	7
705-710	10
710-715	12
715-720	10
720-725	7
725-730	9
730-735	9
BB1-735-740	9

BkBk 6-8-2H-1

13/2

Sample No.	ppm U_3O_8
BB1-740-745	9
745-750	8
750-755	8
755-760	12
760-765	6
765-770	10
770-775	12
775-780	8
780-785	10
785-790	9
790-795	7
795-800	8
800-805	-2
805-810	12
810-815	13
815-820	11
820-825	12
825-830	11
830-835	10
835-840	6
840-845	6
845-850	6
850-855	5
855-860	6
BBL-860-865	8

Client Minerals Explorati Date 3/15/77 RMGC Job No. 77-39-22-SL

Sample No.	ppm U_3O_8
BB1-865-870	8
870-875	9
875-880	10
880-885	10
885-890	9
890-895	5
895-900	6
900-905	7
905-910	8
910-915	7
915-920	9
920-925	8
925-930	8
930-935	7
935-940	6
940-945	10
945-950	7
950-955	6
955-960	5
960-965	5
965-970	2
970-975	3
975-980	5
980-985	5
B1-985-990	2

Sample No.	ppm U_3O_8
BB1-990-995	4
995-1000	4
1000-1005	4
1005-1010	5
1010-1015	4
1015-1020	4
1020-1025	6
1025-1030	5
1030-1035	4
1035-1040	4
1040-1045	3
1045-1050	5
1050-1055	6
1055-1060	5
1060-1065	3
1065-1070	5
1070-1075	4
1075-1080	6
1080-1085	4
1085-1090	2
1090-1095	2
BB1- 1095-1100	3

By Lawrence R. Reid
Lawrence R. Reid

MIDVALE OFFICE

ROCKY MOUNTAIN GEOCHEMICAL CORP.

P. O. BOX 337 • 1323 W. 7900 SOUTH • MIDVALE, UTAH 84047 • PHONE: (801) 255-3558

Certificate of Analysis

Date: March 17, 1977

RMGC Numbers:
Local Job No.: 77-39-22-SL
Foreign Job No.: 77-40-9T
Invoice No.: M 90280

Client: Minerals Exploration
1866 West Grant Road, Suite 102
Tucson, Arizona 85716

Client Order No.: none

Report On: 107 samples

Submitted by: McNeil

Date Received: 3/10/77

Analysis: V_2O_5

Analytical Methods: Determined by atomic absorption.

Remarks: V_2O_5 results deleted from report sent 3/14/77

cc: enc.
file (2)
report: RMGC - Tucson
LRR/lw

Sample No.	% V_2O_5	Sample No.	% V_2O_5
2/2/1	.027	2/2/ 6	.059
2/2/2	.026	2/2/ 7	.024
2/2/3	.036	2/2/ 8	.022
2/2/4	.059	2/2/ 9	.079
2/2/5	.040	2/2/10	.030

.079/.002

All values are reported in parts per million unless specified otherwise. A minus sign (—) is to be read "less than" and a plus sign (+) "greater than." Values in parenthesis are estimates. This analytical report is the confidential property of the above mentioned client and for the protection of this client and ourselves we reserve the right to forbid publication or reproduction of this report or any part thereof without written permission.

ND = None Detected 1 ppm = 0.0001% 1 Troy oz./ton = 34.286 ppm 1 ppm = 0.0292 Troy oz./ton

Client Minerals Explora. on Date 3/17/77 RMGC Job No. 77-39-22-SL

Sample No.	% V_2O_5
2/2/11	.002
2/2/12	.006
2/2/13	.006
2/2/14	.012
2/10/1	.003
2/10/2	.003
2/10/3	.012
BB1- 650-655	.032
655-660	.014
660-665	.014
665-670	.010
670-675	.010
675-680	.011
680-685	.018
685-690	.011
690-695	.012
695-700	.010
700-705	.014
705-710	.016
710-715	.011
715-720	.010
720-725	.010
725-730	.013
730-735	.010
BB1- 735-740	.008

.40/.002

??
BkBt 6-8-24-1
JRL 18 April

Sample No.	% V_2O_5
BB1- 740-745	.012
745-750	.010
750-755	.010
755-760	.014
760-765	.010
765-770	.009
770-775	.009
775-780	.006
780-785	.007
785-790	.007
790-795	.006
795-800	.006
800-805	.007
805-810	.008
810-815	.008
815-820	.005
820-825	.008
825-830	.006
830-835	.006
835-840	.002
840-845	.003
845-850	.007
850-855	.008
855-860	.010
BB1- 860-865	.009

Client Minerals Explorat n Date 3/17/77 RMGC Job No. 77-39-22-SL

Sample No.	% V_2O_5
BB1- 865-870	.009
870-875	.011
875-880	.012
880-885	.013
885-890	.012
890-895	.012
895-900	.011
900-905	.017
905-910	.017
910-915	.015
915-920	.008
920-925	.008
925-930	.010
930-935	.012
935-940	.014
940-945	.012
945-950	.012
950-955	.014
955-960	.010
960-965	.013
965-970	.016
970-975	.017
975-980	.008
980-985	.012
BB1- 985-990	.013

Sample No.	% V_2O_5
BB1- 990-995	.014
995-1000	.010
1000-1005	.013
1005-1010	.018
1010-1015	.018
1015-1020	.016
1020-1025	.019
1025-1030	.018
1030-1035	.018
1035-1040	.014
1040-1045	.014
1045-1050	.021
1050-1055	.022
1055-1060	.017
1060-1065	.024
1065-1070	.022
1070-1075	.018
1075-1080	.020
.080-1085	.038
1085-1090	.040
1090-1095	.036
BB1-1095-1100	.034

By Lawrence R. Reid
Lawrence R. Reid

WEST JORDAN OFFICE

ROCKY MOUNTAIN GEOCHEMICAL CORP.

1323 W. 7900 SOUTH • WEST JORDAN, UTAH 84084 • PHONE: (801) 255-3558

Certificate of Analysis

RMGC Numbers:

Local Job No.: 77-47-28-SL

Foreign Job No.: 77-43-15T

Invoice No.: M 90753

Date: June 15, 1977

Client: Minerals Exploration Co.
1846 West Grant Road, #102
Tucson, ARizona 85716

Client Order No.: none

Report On: 299 Samples

Submitted by: R. McNeil

Date Received: 5/24/77

Analysis: U_3O_8

Analytical Methods: Fluorometrically

Remarks:

cc: enc.
file (2)
report: RMGC - Tucson
LRR/lw

RL 34-1
RL 14-1

All values are reported in parts per million unless specified otherwise. A minus sign (—) is to be read "less than" and a plus sign (+) "greater than." Values in parenthesis are estimates. This analytical report is the confidential property of the above mentioned client and for the protection of this client and ourselves we reserve the right to forbid publication or reproduction of this report or any part thereof without written permission.

ND = None Detected | 1 ppm = 0.0001% | 1 Troy oz./ton = 34.286 ppm | 1 ppm = 0.0292 Troy oz./ton

Sample No.	ppm U_3O_8
RL 14-1 100-105	-2
105-110	-2
110-115	-2
115-120	-2
120-125	-2
125-130	-2
130-135	-2
135-140	2
140-145	2
145-150	3
150-155	2
155-160	2
160-165	-2
165-170	-2
170-175	3
175-180	2
180-185	3
185-190	3
190-195	-2
195-200	-2
200-205	2
205-210	-2
210-215	-2
215-220	-2
RL 14-1 220-225	-2

Sample No.	ppm U_3O_8
RL 14-1 225-230	4
230-235	6
235-240	3
240-245	2
245-250	-2
250-255	-2
255-260	-2
260-265	-2
265-270	3
270-275	-2
275-280	-2
280-285	-2
285-290	2
290-295	3
295-300	2
300-305	-2
305-310	2
310-315	3
315-320	2
320-325	-2
325-330	-2
330-335	-2
335-340	-2
340-345	-2
RL 14-1 345-350	-2

Sample No.	ppm U_3O_8	Sample No.	ppm U_3O_8
RL 14-1 350-355	-2	RL 14-1 475-480	2
355-360	2	480-485	-2
360-365	2	485-490	-2
365-370	-2	490-495	2
370-375	-2	495-500	-2
375-380	-2	500-505	-2
380-385	-2	505-510	2
385-390	3	510-515	2
390-395	-2	515-520	-2
395-400	-2	520-525	2
400-405	2	525-530	3
405-410	3	530-535	3
410-415	2	535-540	3
415-420	3	540-545	2
420-425	-2	545-550	3
425-430	3	550-555	3
430-435	3	555-560	3
435-440	-2	560-565	3
440-445	2	565-570	3
445-450	-2	570-575	2
450-455	2	575-580	3
455-460	2	580-585	3
460-465	3	585-590	-2
465-470	3	590-595	3
RL 14-1 470-475	2	RL 14-1 595-600	3

Sample No.	ppm U_3O_8	Sample No.	ppm U_3O_8
RL 14-1 600-605	3	RL 14-1 725-730	3
605-610	2	730-735	4
610-615	3	735-740	3
615-620	2	740-745	-2
620-625	3	745-750	2
625-630	2	750-755	-2
630-635	3	755-760	2
635-640	3	760-765	3
640-645	3	765-770	2
645-650	4	770-775	-2
650-655	3	775-780	2
655-660	2	780-785	2
660-665	-2	785-790	2
665-670	-2	790-795	2
670-675	2	795-800	3
675-680	4	800-805	3
680-685	4	805-810	-2
685-690	3	810-815	3
690-695	2	815-820	4
695-700	-2	820-825	2
700-705	4	825-830	3
705-710	3	830-835	2
710-715	3	835-840	-2
715-720	6	840-845	-2
RL 14-1 720-725	-2	RL 14-1 845-850	2

Sample No.	ppm U_3O_8
2616-	
RL 14-1 850-855	2
855-860	-2
860-865	2
865-870	2
870-875	2
875-880	2
880-885	3
885-890	3
890-895	-2
895-900	3
900-905	2
905-910	-2
910-915	3
915-920	3
920-925	2
925-930	2
930-935	2
935-940	3
940-945	3
945-950	2
950-955	3
955-960	2
960-965	-2
965-970	-2
RL 14-1 970-975	-2

Sample NO.	ppm U_3O_8
RL 14-1 975-980	-2
980-985	-2
985-990	-2
990-995	-2
RL 14-1 995-1000	-2
FL 34-1 100-105	-2
105-110	-2
110-115	-2
115-120	-2
120-125	-2
125-130	-2
130-135	-2
135-140	-2
140-145	-2
145-150	-2
150-155	-2
155-160	-2
160-165	-2
165-170	-2
170-175	-2
175-180	-2
180-185	-2
185-190	-2
190-195	-2
FL 34-1 195-200	-2

Sample No.	ppm U_3O_8	Sample No.	ppm U_3O_8
RL 34-1 700-705	-2	RL 34-1 830-835	-2
705-710	-2	835-840	-2
710-715	-2	840-845	-2
715-720	-2	845-850	2
720-725	-2	850-855	3
725-730	-2	855-860	3
730-735	-2	860-865	3
735-740	-2	865-870	2
740-745	-2	870-875	-2
745-750	-2	875-880	2
750-755	-2	880-885	-2
755-760	-2	885-890	2
760-765	-2	890-895	2
765-770	-2	895-900	2
770-775	-2	900-905	2
775-780	-2	905-910	-2
780-785	-2	910-915	-2
785-790	-2	915-920	-2
790-800	-2	920-925	-2
800-805	-2	925-930	-2
805-810	-2	930-935	-2
810-815	2	935-940	-2
815-820	-2	940-945	-2
820-825	-2	945-950	-2
RL 34-1 825-830	-2	RL 34-1 950-955	-2

Client Minerals Explora on Co. Date 6/15/77 RMGC Job No. 77-47-28-SL

Sample No.	ppm U_3O_8
RL 34-1 955-960	-2
960-965	-2
965-970	-2
970-975	-2
975-980	-2
980-985	-2
985-990	-2
990-995	-2
995-1000	-2
1000-1005	-2
1005-1010	2
1010-1015	-2
1015-1020	2
1020-1025	-2
1025-1030	-2
1030-1035	-2
1035-1040	2
1040-1045	-2
1045-1050	-2
1050-1055	-2
1055-1060	-2
1060-1065	-2
1065-1070	-2
1070-1075	2
RL 34-1 1075-1080	2

Sample No.	ppm U_3O_8
RL 34-1 1080-1085	2
1085-1090	2
1090-1095	2
1095-1100	-2
1100-1105	3
1105-1110	-2
1110-1115	-2
1115-1120	-2
1120-1125	2
1125-1130	-2
1130-1135	-2
1135-1140	-2
1140-1145	-2
1145-1150	-2
1150-1155	-2
1155-1160	4
1160-1165	2
1165-1170	-2
1170-1175	-2
1175-1180	-2
1180-1185	-2
1185-1190	-2
1190-1195	-2
RL 34-1 1195-1200	3

By Lawrence R. Reid
Lawrence R. Reid

WEST JORDAN OFFICE

ROCKY MOUNTAIN GEOCHEMICAL CORP.

1323 W. 7900 SOUTH • WEST JORDAN, UTAH 84084 • PHONE: (801) 255-3558

Certificate of Analysis

RECEIVED JUN 17 1977

Date: June 15, 1977

RMGC Numbers:

Local Job No.: 77-48-12-SL

Foreign Job No.: 77-43-21T

Invoice No.: M 90755

Client: Minerals Exploration Co.
1846 West Grant Road, #102
Tucson, Arizona 85716

Client Order No.: none

Report On: 331 Samples

Submitted by: R. McNeil

Date Received: 5/31/77

Analysis: U_3O_8

Analytical Methods: Determined fluorometrically.

Remarks:

cc: enc.
file (2)
report: RMGC - Tucson
LRR/lw

Dme

RL 22-1
26-1

All values are reported in parts per million unless specified otherwise. A minus sign (—) is to be read "less than" and a plus sign (+) "greater than." Values in parenthesis are estimates. This analytical report is the confidential property of the above mentioned client and for the protection of this client and ourselves we reserve the right to forbid publication or reproduction of this report or any part thereof without written permission.

ND = None Detected 1 ppm = 0.0001% 1 Troy oz./ton = 34.286 ppm 1 ppm = 0.0292 Troy oz./ton

Sample No.	ppm U_3O_8
RL-22-1 161 x 5' = 800-805'	8
162	6
163	12
164	12
165	12
166	10
167	11
168	16
169	13
170	13
171	9
172	12
173	10
174	36
175	14
176	9
177	8
178	6
179	7
180	7
181	11
182	8
183	8
184	9
RL-22-1 185	12

Sample No.	ppm U_3O_8
RL-22-1 186	9
187	10
188	8
189	19
190	14
191	12
192	11
193	10
194	8
195	12
196	14
197	21
198	21
199	14
200	56
201	12
202	29
203	101
204	22
205	22
206	33
207	21
208	20
209	24
RL-22-1 210	26

Sample No.	ppm U_3O_8	Sample No.	ppm U_3O_8
RL-22-1 211	114	RL-22-1 236	17
212	55	237	27
213	45	238	23
214	45	239	22
215	26	240	23
216	40	241	19
217	27	242	23
218	29	243	23
219	27	244	23
220	34	245	25
221	30	246	24
222	29	247	39
223	29	248	41
224	29	249	36
225	29	250	57
226	30	251	32
227	23	252	31
228	26	253	28
229	33	254	26
230	23	255	29
231	22	256	35
232	21	257	33
233	21	258	25
234	20	259	22
RL-22-1 235	31	RL-22-1 260	38

Sample No.	ppm U_3O_8
RL-22-1 261	12
262	23
263	22
264	28
265	31
266	15
267	28
268	55
269	16
270	13
5' x 271 = 1350-1355	14
RL-22-1 272	22
RL-26-1 81 x 5 = 400-405'	-2
82	-2
83	-2
84	-2
85	-2
86	-2
87	-2
88	-2
89	2
90	-2
91	-2
92	-2
RL-26-1 93	-2

Sample No.	ppm U_3O_8
RL-26-1 94	-2
95	-2
96	-2
97	-2
98	-2
99	-2
100	-2
101	2
102	-2
103	-2
104	2
105	-2
106	2
107	2
108	-2
109	-2
110 x 5 = 550	-2
111	2
112	3
113	2
114	2
115	-2
116	-2
117	-2
RL-26-1 118	-2

Sample No.	ppm U_3O_8
RL-26-1 119	-2
120	-2
121	-2
122	2
123	-2
124	-2
125	-2
126	-2
127	-2
128	-2
129	3
130	-2
131	-2
132	2
133	2
134	2
135	3
136	2
137	2
138	-2
139	-2
140	2
141	-2
142	-2
RL-26-1 143	-2
RL-26-1 144	-2
145	-2
146	-2
147	2
148	3
149	2
150	-2
151	-2
152	-2
153	2
154	2
155	-2
156	-2
157	-2
158	-2
159	3
160	2
161	-2
162	2
163	2
164	3
165	3
166	2
167	2
RL-26-1 168	2

Sample No.	ppm U_3O_8
RL-26-1 169	3
170	2
171	-2
172	-2
173	-2
174	-2
175	-2
176	-2
177	-2
178	-2
179	-2
180	-2
181	-2
182	3
183	3
184	3
185	2
186	3
187	3
188	3
189	2
190	2
191	2
192	3
RL-26-1 193	3

Sample No.	ppm U_3O_8
RL-26-1 194	2
195	3
196	3
197	3
198	3
199	3
200	4
201	3
202	3
203	3
204	3
205	3
206	2
207	3
208	3
209	3
210	5
211	2
212	-2
213	3
214	3
215	4
216	3
217	4
RL-26-1 218	5

Sample No.	ppm U_3O_8
RL-26-1 219	5
220	5
221	4
222	4
223	4
224	4
225	-2
226	4
227	5
228	5
229	5
230	3
231	4
232	5
233	4
234	5
235	5
236	7
237	6
238	7
239	6
240	7
241	5
242	6
RL-26-1 243	6

Sample No.	ppm U_3O_8
RL-26-1 244	8
245	13
246	8
247	9
248	10
249	8
250	8
251	6
252	5
253	6
254	5
255	8
256	5
257	5
258	5
259	5
260	5
261	7
262	7
263	5
264	5
265	7
266	7
267	6
RL-26-1 269	8

Sample No.	ppm U_3O_8
RL-26-1 270	5
271	7
272	6
273	5
274	6
275	7
276	5
277	6
278	6
279	4
280	4
281	5
282	4
283	4
284	3
RL-26-1 285	4
RL-26-1 286	5
287	4
288	4
289	3
290	5
291	5
292	5
293	4
294	5
295	4
296	4
297	4
298	5
299	5
RL-26-1 300	4

By Lawrence R. Reid
Lawrence R. Reid

TUCSON OFFICE

ROCKY MOUNTAIN GEOCHEMICAL CORP.

2561 EAST FORT LOWELL ROAD · TUCSON, ARIZONA 85716 · PHONE: (602) 795-9780

Certificate of Analysis

Date: May 19, 1977

Client: Minerals Exploration
1846 W. Grant
Tucson, Arizona 85705

RMGC Numbers:
Local Job No.: 77-43-15TC
Foreign Job No.:
Invoice No.: T 6945

Client Order No.:

Report On: 299 samples

Submitted by: R. McNeil

Date Received: April 21, 1977

Analysis: Copper, molybdenum, manganese, vanadium,

Analytical Methods: Determined by atomic absorption.

Remarks: Uranium results to follow from SLC.
This completes the job of 591 samples.

cc: Enc.
RMGC: SLC
file
PDW/sl

By Parry D. Willard
Parry D. Willard

RL 34-1
RL 14-1

All values are reported in parts per million unless specified otherwise. A minus sign (—) is to be read "less than" and a plus sign (+) "greater than." Values in parenthesis are estimates. This analytical report is the confidential property of the above mentioned client and for the protection of this client and ourselves we reserve the right to forbid publication or reproduction of this report or any part thereof without written permission.

ND = None Detected 1 ppm = 0.0001% 1 Troy oz./ton = 34.286 ppm 1 ppm = 0.0292 Troy oz./ton

Client Min. Expl Date May 19, 19' RMGC Job No. 77-43-15T

Sample No.	ppm Copper	ppm Molybdenum	ppm Manganese	% Vanadium
RL14-1-100-105	20	-1	420	.012
105-110	20	-1	705	.010
110-115	20	-1	545	.010
115-120	20	-1	425	.012
120-125	15	-1	315	.009
125-130	10	-1	120	.003
130-135	15	-1	300	.008
135-140	15	-1	475	.009
140-145	15	-1	345	.006
145-150	15	-1	560	.009
150-155	20	-1	350	.010
155-160	20	-1	345	.011
160-165	25	-1	670	.013
165-170	25	-1	630	.011
170-175	20	-1	420	.010
175-180	20	-1	380	.009
180-185	25	-1	370	.009
185-190	20	-1	590	.011
190-195	30	-1	530	.009
195-200	30	-1	395	.008
200-205	25	-1	355	.006
205-210	20	-1	560	.010
210-215	25	-1	865	.008
	50/5	3/<1	.13%/120	.014/.001

Sample No.	ppm Copper	ppm Molybdenum	ppm Manganese	% Vanadium
215-220	30	-1	735	.019
220-225	30	-1	690	.011
225-230	40	-1	450	.010
230-235	40	-1	420	.012
235-240	25	-1	455	.014
240-245	30	-1	455	.010
245-250	30	-1	535	.009
250-255	15	-1	190	.004
255-260	15	-1	240	.005
260-265	20	-1	295	.007
265-270	25	-1	380	.007
270-275	25	-1	375	.009
275-280	25	-1	560	.012
280-285	25	-1	480	.008
285-290	25	-1	475	.009
290-295	25	-1	410	.008
295-300	20	-1	400	.008
300-305	25	-1	520	.008
305-310	20	1	450	.008
310-315	30	-1	735	.011
315-320	25	-1	585	.010
320-325	25	-1	705	.011
325-330	25	-1	535	.010
330-335	30	-1	485	.009
335-340	25	-1	520	.007

Sample No.	ppm Copper	ppm Molybdenum	ppm Manganese	% Vanadium
340-345	30	-1	535	.010
345-350	30	-1	665	.011
350-355	35	-1	655	.011
355-360	30	-1	640	.011
360-365	35	-1	545	.011
365-370	35	-1	685	.010
375-380	30	-1	725	.009
380-385	30	-1	690	.012
385-390	35	-1	760	.011
390-395	35	-1	810	.012
395-400	35	-1	575	.011
400-405	40	-1	790	.010
405-410	35	-1	640	.010
410-415	30	-1	655	.010
415-420	25	-1	625	.010
420-425	30	-1	645	.012
425-430	35	-1	605	.012
430-435	30	-1	605	.011
435-440	25	1	650	.009
440-445	30	-1	630	.010
445-450	30	7	410	.006
450-455	30	-1	515	.010
455-460	30	-1	710	.009
460-465	25	-1	900	.007

Sample No.	ppm Copper	ppm Molybdenum	ppm Manganese	% Vanadium
465-470	30	-1	690	.008
470-475	25	-1	605	.008
475-480	25	-1	505	.006
480-485	20	-1	445	.006
485-490	25	1	420	.005
490-495	35	-1	685	.010
495-500	25	-1	570	.008
500-505	30	-1	550	.009
505-510	30	-1	595	.008
510-515	35	-1	580	.012
515-520	35	-1	620	.011
520-525	35	-1	695	.013
525-530	30	-1	630	.010
530-535	35	-1	680	.010
535-540	40	-1	735	.012
540-545	35	-1	760	.012
545-550	25	-1	670	.008
550-555	30	-1	480	.009
555-560	25	-1	585	.010
560-565	30	-1	560	.010
565-570	35	-1	615	.010
570-575	35	-1	715	.011
575-580	35	-1	685	.010
580-585	30	-1	685	.008
585-590	35	1	660	.010
590-595	35	-1	655	.011

Sample No.	ppm Copper	ppm Molybdenum	ppm Manganese	% Vanadium
595-600	30	-1	720	.012
600-605	35	-1	715	.010
605-610	25	-1	735	.012
610-615	30	-1	680	.011
615-620	35	-1	620	.013
620-625	35	-1	645	.012
625-630	35	-1	665	.012
630-635	40	-1	760	.013
635-640	45	-1	800	.013
640-645	50	-1	790	.010
645-650	35	-1	900	.011
650-655	35	-1	710	.011
655-660	35	-1	725	.010
660-665	30	-1	710	.008
665-670	30	-1	685	.010
670-675	35	-1	840	.014
675-680	40	-1	0.12%	.013
680-685	30	-1	910	.010
685-690	30	-1	770	.011
690-695	25	-1	790	.011
695-700	25	-1	755	.012
700-705	20	-1	710	.012
705-710	20	-1	670	.011
710-715	25	-1	705	.009
715-720	20	-1	670	.012

Sample No.	ppm Copper	ppm Molybdenum	ppm Manganese	% Vanadium
720-725	25	-1	735	.014
725-730	20	-1	700	.012
730-735	20	-1	785	.012
735-740	10	-1	365	.011
740-745	15	-1	520	.012
745-750	15	-1	545	.009
750-755	15	-1	565	.011
755-760	15	-1	620	.012
760-765	15	-1	570	.012
765-770	15	1	535	.014
770-775	15	-1	560	.012
775-780	15	1	610	.014
780-785	20	-1	580	.010
785-790	20	-1	565	.009
790-795	20	1	650	.012
795-800	15	1	615	.010
800-805	15	-1	795	.013
805-810	20	-1	690	.011
810-815	20	-1	770	.011
815-820	15	-1	825	.012
820-825	15	-1	675	.009
825-830	20	-1	630	.010
830-835	20	-1	665	.011
835-840	15	-1	550	.012
840-845	20	-1	600	.011

Client Min. Expl. Date May 19, 19 RMGC Job No. 77-43-15T

Sample No.	ppm Copper	ppm Molybdenum	ppm Manganese	% Vanadium
845-850	20	-1	695	.012
850-855	15	-1	790	.012
855-860	20	-1	620	.012
860-865	25	-1	630	.010
865-870	20	-1	730	.011
870-875	20	-1	660	.010
875-880	20	-1	580	.010
880-885	25	-1	610	.012
885-890	20	-1	700	.013
890-895	20	-1	655	.009
895-900	20	-1	780	.011
900-905	20	-1	655	.010
905-910	20	-1	620	.010
910-915	20	-1	605	.008
915-920	15	-1	570	.009
920-925	15	-1	550	.009
925-930	15	-1	655	.009
930-935	20	-1	695	.009
935-940	20	-1	700	.011
940-945	20	-1	755	.011
945-950	20	-1	715	.011
950-955	20	-1	645	.011
955-960	20	-1	680	.010
960-965	15	-1	650	.008
965-970	15	-1	570	.007

Sample No.	ppm Copper	ppm Molybdenum	ppm Manganese	% Vanadium
970-975	10	-1	430	.005
975-980	10	-1	345	.004
980-985	10	-1	350	.005
985-990	10	-1	330	.003
990-995	40	-1	355	.005
995-1000	5	-1	265	.001
RL-31-1-700-705	15	-1	530	.007
Probably 34-1 705-710	15	-1	425	.008
710-715	15	-1	445	.007
715-720	10	-1	380	.007
720-725	15	-1	375	.006
725-730	10	-1	365	.003
730-735	10	-1	340	.005
735-740	10	-1	405	.004
740-745	10	-1	395	.004
745-750	10	-1	380	.006
750-755	10	-1	370	.006
755-760	15	-1	420	.008
760-765	10	-1	390	.007
765-770	5	-1	345	.006
770-775	5	-1	330	.004
775-780	10	-1	410	.005
780-785	10	-1	315	.004
785-790	10	-1	350	.006
790-795	no sample			

Client Min. Expl. Date May 19, 19 RMGC Job No. 77-43-15T

Sample No.	ppm Copper	ppm Molybdenum	ppm Manganese	% Vanadium
795-800	10	1	405	.007
800-805	10	-1	430	.006
805-810	15	-1	535	.008
810-815	30	-1	615	.008
815-820	20	-1	610	.008
820-825	20	-1	580	.009
825-830	20	-1	725	.011
830-835	15	-1	510	.008
835-840	20	-1	660	.010
840-845	25	-1	885	.008
845-850	25	1	860	.009
850-855	30	-1	950	.010
855-860	25	-1	0.10%	.009
860-865	30	1	0.13%	.010
865-870	25	-1	0.12%	.010
870-875	25	-1	955	.011
875-880	30	-1	735	.010
880-885	30	-1	790	.010
885-890	30	-1	845	.009
890-895	30	-1	755	.012
895-900	25	-1	655	.011
900-905	20	-1	495	.012
905-910	15	-1	440	.006
910-915	10	-1	360	.004
915-920	10	-1	325	.007

Sample No.	ppm Copper	ppm Molybdenum	ppm Manganese	% Vanadium
920-925	10	-1	340	.005
925-930	10	-1	340	.004
930-935	5	-1	285	.003
935-940	5	-1	305	.005
940-945	5	-1	270	.006
945-950	5	-1	320	.006
950-955	5	-1	330	.006
955-960	5	-1	320	.007
960-965	5	-1	325	.007
965-970	5	-1	285	.006
970-975	5	-1	315	.008
975-980	5	-1	305	.007
980-985	10	-1	335	.006
985-990	10	-1	410	.008
990-995	10	-1	280	.008
995-1000	10	-1	350	.008
1000-1005	5	-1	290	.007
1005-1010	10	1	310	.006
1010-1015	10	-1	360	.007
1015-1020	10	-1	345	.008
1020-1025	10	-1	325	.010
1025-1030	10	-1	300	.011
1030-1035	10	-1	315	.010
1035-1040	20	1	320	.010
1040-1045	10	-1	315	.010

Client Min. Expl. Date May 19, 1 7 RMGC Job No. 77-43-15T

34-1

Sample No.	ppm Copper	ppm Molybdenum	ppm Manganese	% Vanadium
1045-1050	10	-1	310	.010
1050-1055	10	-1	325	.010
1055-1060	10	1	335	.012
1060-1065	15	1	320	.013
1065-1070	10	-1	310	.010
1070-1075	10	-1	315	.011
1075-1080	10	-1	360	.010
1080-1085	10	-1	330	.011
1085-1090	10	-1	300	.010
1090-1095	10	-1	300	.010
1095-1100	10	1	305	.010
1100-1105	15	1	405	.012
1105-1110	15	1	380	.013
1110-1115	15	1	340	.013
1115-1120	10	-1	325	.012
1120-1125	10	1	355	.012
1125-1130	10	2	305	.010
1130-1135	10	3	365	.010
1135-1140	10	3	300	.008
1140-1145	10	1	280	.009
1145-1150	10	1	295	.009
1150-1155	15	-1	335	.013
1155-1160	15	-1	345	.012
1160-1165	15	-1	330	.011
1165-1170	25	1	320	.011

Client Min. expl. Date May 19, 197 RMGC Job No. 77-43-15T

Sample No.	ppm Copper	ppm Molybdenum	ppm Manganese	% Vanadium
1170-1175	15	2	325	.012
1175-1180	15	2	325	.013
1180-1185	15	2	350	.014
1185-1190	15	1	320	.012
1190-1195	10	3	315	.012
1195-1200	20	-1	360	.014
100-105	10	-1	240	.007
105-110	15	1	320	.009
110-115	10	1	300	.010
115-120	10	1	285	.007
120-125	10	1	275	.007
125-130	15	-1	330	.009
130-135	10	-1	290	.009
135-140	10	-1	380	.008
140-145	10	-1	275	.007
145-150	15	1	375	.008
150-155	15	-1	320	.009
155-160	15	-1	310	.009
160-165	15	-1	315	.009
165-170	15	-1	300	.009
170-175	10	-1	260	.007
175-180	10	1	250	.008
180-185	10	1	340	.007
185-190	5	-1	245	.008
190-195	10	-1	280	.008
195-200	10	-1	270	.007

26-16-20-1 T LJUNG

ROCKY MOUNTAIN GEOCHEMICAL CORP.

2561 EAST FORT LOWELL ROAD · TUCSON, ARIZONA 85716 · PHONE: (602) 795-9780

TUCSON OFFICE

Certificate of Analysis

RMGC Numbers:

Local Job No.: 77-43-15TP

Foreign Job No.:

Invoice No.: T 6929

Date: May 17, 1977

Client: Minerals Exploration
1846 W. Grant
Tucson, Arizona 85705

Client Order No.:

Report On: 152 of 591 samples

Submitted by: B. McNeil

Date Received: April 21, 1977

Analysis: Copper, molybdenum, manganese, vanadium, lithium

Analytical Methods: Determined by atomic absorption.

Remarks: Uranium results to follow from SLC.

cc: Enc.
RMGC: SLC
file
PDW/sl

RL 26-16-20-1

All values are reported in parts per million unless specified otherwise. A minus sign (—) is to be read "less than" and a plus sign (+) "greater than." Values in parenthesis are estimates. This analytical report is the confidential property of the above mentioned client and for the protection of this client and ourselves we reserve the right to forbid publication or reproduction of this report or any part thereof without written permission.

ND = None Detected 1 ppm = 0.0001% 1 Troy oz./ton = 34.286 ppm 1 ppm = 0.0292 Tray oz./ton

Client Minerals Expl. Date May 17, 1 7 RMGC Job No. 77-43-15T

Sample No.	ppm Copper	ppm Molybdenum	ppm Manganese	% Vanadium	ppm Lithium
26-16-20-1-500-505	35	-1	615	.011	53
505-510	35	-1	710	.012	55
510-515	40	-1	855	.013	55
515-520	35	-1	770	.012	55
520-525	40	-1	860	.012	56
525-530	35	-1	840	.011	52
530-535	35	-1	865	.012	58
535-540	35	-1	830	.013	58
540-545	35	-1	800	.012	62
545-550	40	-1	965	.012	56
550-555	30	-1	835	.012	55
555-560	30	-1	855	.012	54
560-565	35	-1	815	.012	56
565-570	25	-1	870	.012	56
570-575	30	-1	775	.013	51
575-580	30	-1	760	.012	52
580-585	30	-1	755	.014	54
585-590	30	-1	710	.014	52
590-595	30	-1	760	.014	53
595-600	30	-1	845	.015	50
600-605	30	-1	880	.014	46
605-610	25	-1	785	.014	47
610-615	30	-1	855	.016	48
615-620	30	-1	870	.014	53
620-625	30	-1	735	.015	47
	125		.12%	.018	305

Client Min. Expl. Date May 17, 197 RMGC Job No. 77-43-15T

Sample No.	ppm Copper	ppm Molybdenum	ppm Manganese	% Vanadium	ppm Lithium
625-630	30	-1	754	.014	46
630-635	30	-1	755	.014	41
635-640	30	-1	790	.016	45
640-645	30	-1	835	.014	50
645-650	30	-1	820	.014	50
650-655	30	-1	800	.012	49
655-660	30	-1	880	.014	48
660-665	30	-1	780	.010	50
665-670	30	-1	880	.013	56
670-675	35	-1	915	.013	59
675-680	25	-1	630	.010	47
680-685	35	-1	925	.011	57
685-690	35	-1	905	.012	56
690-695	35	-1	925	.010	51
695-700	35	-1	955	.012	56
700-705	35	-1	865	.012	52
705-710	35	-1	855	.014	58
710-715	30	-1	960	.014	52
715-720	50	-1	0.10%	.015	62
720-725	50	-1	0.12%	.012	68
725-730	45	-1	0.10%	.012	68
730-735	35	-1	850	.012	87
735-740	30	-1	875	.012	63
740-745	45	-1	0.10%	.011	64
745-750	40	-1	985	.013	79
750-755	40	-1	960	.014	60

Sample No.	ppm Copper	ppm Molybdenum	ppm Manganese	% Vanadium	ppm Lithium
755-760	45	-1	895	.015	65
760-765	40	-1	0.12%	.013	68
765-770	45	-1	930	.013	69
770-775	40	-1	865	.013	86
775-780	40	-1	825	.016	75
780-785	45	-1	915	.012	87
785-790	45	-1	995	.012	66
790-795	45	-1	960	.012	70
795-800	45	-1	995	.012	75
800-805	40	-1	0.10%	.011	83
805-810	40	1	0.10%	.012	69
810-815	40	2	0.10%	.012	78
815-820	45	2	0.11%	.014	65
820-825	45	2	990	.014	116
825-830	55	2	990	.012	74
830-835	45	2	0.11%	.013	77
835-840	45	1	0.11%	.014	80
840-845	45	2	980	.011	69
845-850	50	2	970	.013	102
850-855	55	-1	0.10%	.011	142
855-860	35	-1	0.12%	.014	167
860-865	40	-1	970	.014	115
865-870	40	1	0.10%	.014	111
870-875	50	1	0.10%	.013	91

Client Min. Expl. Date May 17, 19 RMGC Job No. 77-43-15T

Sample No.	ppm Copper	ppm Molybdenum	ppm Manganese	% Vanadium	ppm Lithium
875-880	50	2	0.10%	.018	129
880-885	55	2	0.11%	.014	123
885-890	55	2	0.11%	.016	179
890-895	50	-1	0.10%	.014	171
895-900	50	-1	950	.015	233
900-905	45	-1	990	.014	186
905-910	45	-1	0.10%	.015	196
910-915	45	-1	0.10%	.015	178
915-920	45	-1	0.10%	.014	224
920-925	40	3	0.10%	.015	258
925-930	35	3	0.10%	.015	232
930-935	45	2	0.10%	.017	202
935-940	50	3	0.11%	.015	183
940-945	45	2	0.10%	.014	248
945-950	50	2	0.10%	.015	275
950-955	45	2	0.11%	.012	292
955-960	45	2	0.10%	.015	237
960-965	40	2	0.10%	.014	153
965-970	45	2	0.11%	.013	196
970-975	45	2	0.10%	.011	235
975-980	50	2	0.11%	.013	251
980-985	85	1	0.11%	.013	268
985-990	45	2	0.10%	.011	305
990-995	45	2	0.11%	.012	287
995-1000	45	1	0.11%	.014	277
1000-1005	40	1	0.10%	.012	259

Client Min. Exploration Date May 17, 19 RMGC Job No. 77-43-15T

Sample No.	ppm Copper	ppm Molybdenum	ppm Manganese	% Vanadium	ppm Lithium
1005-1010	60	1	0.10%	.012	254
1010-1015	40	3	0.11%	.013	258
1015-1020	40	3	0.11%	.012	262
1020-1025	125	2	0.10%	.012	260
1025-1030	40	2	975	.011	276
1030-1035	50	2	0.10%	.013	275
1035-1040	30	2	810	.010	275
1040-1045	55	1	0.11%	.013	238
1045-1050	50	2	0.11%	.014	228
1050-1055	40	2	975	.013	249
1055-1060	40	3	990	.011	228
1060-1065	45	4	0.11%	.014	253
1065-1070	35	1	820	.010	244
1070-1075	20	1	580	.006	207
1075-1080	40	2	930	.010	257
1080-1085	40	4	0.10%	.013	220
1085-1090	45	4	0.10%	.011	233
1090-1095	45	3	0.10%	.014	275
1095-1100	40	3	0.10%	.011	267
1100-1105	40	2	0.10%	.011	206
1105-1110	40	2	0.11%	.013	232
1110-1115	40	2	0.11%	.012	224
1115-1120	40	2	960	.012	224
1120-1125	40	2	0.11%	.013	250
1125-1130	45	2	0.10%	.013	215

Client Min. Expl. Date May 17, 197' RMGC Job No. 77-43-15T

Sample No.	ppm Copper	ppm Molybdenum	ppm Manganese	% Vanadium	ppm Lithium
1130-1135	40	3	980	.013	229
1135-1140	40	2	0.10%	.013	202
1140-1145	40	2	0.10%	.012	214
1145-1150	40	2	995	.012	192
1150-1155	40	2	0.10%	.012	206
1155-1160	45	2	975	.012	253
1160-1165	45	2	940	.012	217
1165-1170	40	2	885	.015	194
1170-1175	35	2	885	.015	165
1175-1180	35	2	805	.014	181
1180-1185	35	2	755	.014	169
1185-1190	35	2	800	.015	173
1190-1195	35	2	755	.015	160
1195-1200	35	2	820	.014	165
1200-1205	35	4	770	.014	136
1205-1210	35	3	675	.012	140
1210-1215	35	3	750	.014	148
1215-1220	35	5	740	.015	141
1220-1225	35	5	785	.014	146
1225-1230	35	4	750	.014	140
1230-1235	35	3	775	.013	136
1235-1240	35	4	700	.013	124
1240-1245	25	3	590	.011	116
1245-1250	30	4	700	.012	109
1255-1260	25	3	585	.011	103
1260-1265	25	3	555	.011	79

By Parry D. Willard

ROCKY MOUNTAIN GEOCHEMICAL CORP.

SALT LAKE CITY, UTAH • RENO, NEVADA • TUCSON, ARIZONA

TUCSON OFFICE

ROCKY MOUNTAIN GEOCHEMICAL CORP.

2561 EAST FORT LOWELL ROAD · TUCSON, ARIZONA 85716 · PHONE: (602) 795-9780

Certificate of Analysis

Date: May 25, 1977

Client: Minerals Exploration
1846 W. Grant
Tucson, Arizona 85705

RMGC Numbers:
Local Job No.: 77-43-21T
Foreign Job No.:
Invoice No.: T 6974

Client Order No.:

Report On: 331 samples

Submitted by: R. McNeil

Date Received: April 25, 1977

Analysis: Copper, molybdenum, manganese, vanadium (V205)

Analytical Methods: Determined by atomic absorption.

Remarks: Uranium results to follow from SLC.

cc: Enc.
RMGC: SLC
file
PDW/sl

2-6-1

RL 22-1

All values ore reported in ports per million unless specified otherwise. A minus sign (—) is to be read "less than" ond a plus sign (+) "greater than." Values in parenthesis are estimates. This analytical report is the confidentiol property of the above mentioned client ond for the protection of this client ond ourselves we reserve the right to forbid publication or reproduction of this report or any part thereof without written permission.

ND = None Detected 1 ppm = 0.0001% 1 Troy oz./ton = 34.286 ppm 1 ppm = 0.0292 Troy oz./ton

Sample No.	ppm Copper	ppm Molybdenum	ppm Manganese	% Vanadium
161 805	40	1	775	.011
162	35	1	755	.013
163	30	5	1.10%	.011
164	35	2	875	.013
165	30	1	825	.014
166	50	1	815	.013
167	45	-1	955	.012
168	35	2	745	.012
169	30	5	860	.011
845-850' 170 x 5' = 850'	40	3	920	.012
171	40	3	810	.012
172	35	6	865	.011
173	35	4	870	.013
174	35	2	805	.010
175	35	3	835	.009
176	35	5	835	.011
177	30	7	895	.010
178	35	7	970	.011
179	35	4	895	.010
180 900	35	3	0.10%	.012
181	40	4	940	.013
182	40	2	925	.012
183	35	5	895	.011
184	35	4	905	.012
185	35	3	810	.009
	50/25	288/41	.11%/615	.019/.05

Sample No.	ppm Copper	ppm Molybdenum	ppm Manganese	% Vanadium
186	45	8	820	.008
187	35	4	855	.009
188	40	3	950	.012
189	45	8	0.10%	.010
190 950	40	2	0.11%	.011
191	45	8	0.11%	.013
192	40	7	0.10%	.013
193	35	6	0.11%	.014
194	35	7	0.11%	.010
195	30	8	0.10%	.012
196	40	10	0.10%	.013
197	40	13	0.11%	.014
198	40	12	0.11%	.017
199	45	13	0.10%	.019
200 1000	40	12	945	.018
201	45	14	995	.015
202	40	13	965	.013
203	40	12	0.10%	.012
204	50	12	0.10%	.014
205	50	17	0.10%	.016
206	45	13	985	.016
207	45	13	985	.014
208	50	15	0.10%	.010
209	40	13	950	.012
210 1050	45	12	970	.009

Client Min. Expl. Date May 25, 197 RMGC Job No. 77-43-21T

Sample No.	ppm Copper	ppm Molybdenum	ppm Manganese	% Vanadium
211	35	17	925	.017
212	40	13	970	.013
213	45	14	0.10%	.009
214	45	15	0.10%	.010
215	45	14	0.10%	.011
216	45	13	0.10%	.014
217	50	18	0.11%	.011
218	45	19	0.10%	.013
219	45	17	995	.012
220 1100	45	15	970	.015
221	45	17	985	.017
222	45	16	955	.015
223	45	14	935	.015
224	40	14	905	.014
225	40	13	880	.011
226	35	16	915	.012
227	35	16	845	.012
228	40	16	905	.013
229	40	16	935	.014
230 1150	40	17	700	.006
231	40	22	445	.014
232	40	19	615	.016
233	35	16	930	.013
234	45	13	930	.014
235	45	17	975	.017

Client Minerals Expl. Date May 25, 197' RMGC Job No. 77-43-21T

Sample No.	ppm Copper	ppm Molybdenum	ppm Manganese	% Vanadium
236	40	19	985	.014
237	40	15	960	.011
238	40	12	935	.012
239	40	17	0.11%	.011
240 1200	40	17	0.11%	.010
241	45	17	0.11%	.015
242	35	16	0.10%	.005
243	35	18	0.10%	.011
244	35	15	0.11%	.011
245	30	17	0.10%	.015
246	35	13	0.11%	.013
247	30	14	0.10%	.018
248	30	14	0.10%	.014
249	35	19	0.10%	.012
250 1250	35	20	0.10%	.013
251	30	24	0.10%	.015
252	30	17	990	.018
253	30	18	910	.012
254	50	16	975	.013
255	35	288	975	.014
256	25	96	910	.012
257	30	68	925	.015
258	30	21	950	.011
259	35	20	0.10%	.014
260 1300	30	19	950	.011

Sample No.	ppm Copper	ppm Molybdenum	ppm Manganese	% Vanadium
261	30	18	990	.016
262	45	25	970	.017
263	35	68	965	.010
264	35	20	0.10%	.011
265	30	39	905	.009
266	30	21	880	.011
267	30	21	980	.011
268	30	19	0.10%	.010
269	30	19	920	.009
270 1350	25	16	895	.008
271	35	14	920	.008
272 1360	35	14	925	.007
26-16-26-1				
81 405	10	1	985	.011
82	15	-1	570	.013
83	10	2	485	.012
84	10	2	495	.011
85	10	1	495	.012
86	10	2	535	.014
87	10	3	520	.014
88	15	3	580	.012
89	15	3	500	.013
90 450	15	2	515	.012
91	10	2	580	.011
92	15	3	445	.012
	45/5	4/<1	.1%/265	.09/.03

Client Minerals Expl. Date May 25, 1977 RMGC Job No. 77-43-21T

Sample No.	ppm Copper	ppm Molybdenum	ppm Manganese	% Vanadium
93	15	-1	400	.009
94	10	-1	495	.010
95	10	-1	455	.011
96	10	1	310	.009
97	10	-1	470	.011
98	10	1	405	.011
99	10	1	415	.009
100 500	10	-1	440	.010
101	10	-1	475	.013
102	10	-1	480	.012
103	15	-1	485	.014
104	10	1	470	.015
105	15	-1	480	.016
106	15	-1	525	.018
107	20	-1	590	.017
108	15	-1	345	.019
109	15	2	265	.017
110 550	15	-1	535	.017
111	10	-1	615	.016
112	20	-1	580	.017
113	15	-1	625	.013
114	10	-1	490	.014
116	15	-1	460	.012
117	15	-1	470	.012

Sample No.	ppm Copper	ppm Molybdenum	ppm Manganese	% Vanadium
118	15	-1	520	.013
119	15	-1	530	.015
120 600	15	-1	545	.009
121	15	-1	475	.011
122	20	-1	610	.010
123	20	-1	605	.011
124	20	4	615	.011
125	10	-1	550	.011
126	5	4	260	.012
127	5	-1	315	.012
128	5	3	395	.014
129	25	-1	575	.015
130 650	5	-1	360	.012
131	15	1	385	.012
132	20	1	590	.011
133	15	2	605	.010
134	30	4	665	.012
135	30	-1	685	.011
136	30	3	670	.010
137	25	-1	595	.012
138	10	2	590	.014
139	20	3	555	.013
140 700	20	-1	635	.014
141	5	-1	275	.012
142	5	-1	345	.011

Sample No.	ppm Copper	ppm Molybdenum	ppm Manganese	% Vanadium
143	5	-1	335	.010
144	5	1	445	.012
145	5	-1	370	.014
146	5	1	420	.012
147	5	-1	430	.010
148	15	2	640	.011
149	15	-1	650	.011
150 750	15	2	625	.012
151	15	1	570	.010
152	25	2	615	.012
153	20	1	660	.014
154	15	-1	645	.012
155	15	-1	580	.014
156	10	2	575	.011
157	10	1	630	.010
158	10	-1	580	.012
159	15	3	700	.011
160 800	10	4	610	.012
161	10	-1	635	.014
162	10	-1	590	.012
163	10	3	620	.010
164	10	-1	615	.009
165	10	-1	600	.011
166	10	2	585	.012
167	10	1	660	.014

Sample No.	ppm Copper	ppm Molybdenum	ppm Manganese	% Vanadium
168	10	1	630	.012
169	30	1	605	.011
170 850	30	1	600	.014
171	25	-1	535	.014
172	20	1	510	.011
173	15	1	435	.013
174	15	1	335	.012
175	20	1	425	.012
176	20	1	465	.011
177	20	1	510	.014
178	25	1	525	.015
179	15	2	445	.012
180 900	15	-1	455	.012
181	15	-1	600	.011
182	15	1	655	.012
183	20	-1	750	.013
184	35	1	755	.010
185	35	-1	585	.012
186	35	1	610	.012
187	35	-1	580	.009
188	35	-1	610	.013
189	35	2	640	.008
190 950	35	-1	615	.013
191	35	1	585	.013
192	35	1	590	.013

Sample No.	ppm Copper	ppm Molybdenum	ppm Manganese	% Vanadium
193	35	1	620	.011
194	25	-1	690	.014
195	35	-1	575	.011
196	20	-1	605	.013
197	35	-1	610	.012
198	30	-1	670	.012
199	35	1	605	.014
200 /000	30	-1	640	.012
201	30	-1	670	.012
202	35	-1	745	.012
203	35	1	735	.013
204	40	-1	750	.010
205	40	-1	720	.012
206	35	-1	770	.014
207	40	-1	805	.012
208	40	-1	725	.012
209	35	1	805	.013
210 /050	35	1	825	.012
211	40	-1	760	.012
212	35	-1	875	.011
213	40	1	895	.010
214	45	-1	905	.012
215	40	-1	880	.014
216	35	-1	910	.013
217	40	1	950	.015

Client Min. Expl. Date May 25, 19 RMGC Job No. 77-43-21T

Sample No.	ppm Copper	ppm Molybdenum	ppm Manganese	% Vanadium
218	40	-1	750	.012
219	35	1	870	.014
220 /100	35	-1	880	.014
221	35	-1	825	.013
222	35	-1	805	.011
223	35	-1	630	.013
224	25	1	860	.010
225	35	-1	825	.010
226	30	-1	855	.011
227	35	-1	970	.012
228	40	-1	880	.012
229	35	-1	915	.012
230 1150	35	-1	870	.011
231	35	-1	855	.015
232	80	-1	840	.013
233	40	1	880	.012
234	45	-1	940	.013
235	35	-1	895	.010
236	35	-1	950	.011
237	40	1	965	.011
238	35	-1	965	.012
239	35	1	890	.014
240 1200	40	-1	905	.014
241	40	-1	890	.012
242	40	-1	920	.011

Sample No.	ppm Copper	ppm Molybdenum	ppm Manganese	Vanadium
243	35	-1	885	.013
244	40	-1	900	.013
245	35	1	860	.011
246	35	1	855	.012
247	35	-1	790	.013
248	35	-1	705	.013
249	35	1	705	.012
250 1250	35	-1	715	.015
251	35	-1	695	.014
252	35	-1	720	.015
253	40	-1	730	.014
254	40	-1	755	.012
255	40	-1	780	.014
256	35	-1	750	.012
257	35	-1	970	.014
258	35	-1	0.10%	.012
259	35	1	980	.010
260 1300	35	-1	945	.012
261	35	-1	915	.014
262	20	1	905	.015
263	30	-1	900	.013
264	35	-1	955	.012
265	30	-1	945	.010
266	25	-1	950	.012
267	30	-1	860	.010

Client Min. Expl. Date May 25, 19[illegible] RMGC Job No. 77-43-21T

Sample No.	ppm Copper	ppm Molybdenum	ppm Manganese	% Vanadium
268 missing				
269	30	-1	855	.010
270 1350	30	-1	860	.009
271	30	-1	845	.010
272	30	-1	905	.010
273	25	-1	820	.011
274	30	-1	805	.011
275	30	-1	880	.012
276	30	-1	790	.011
277	30	-1	860	.011
278	30	1	890	.008
279	25	-1	700	.012
280 1400	25	-1	765	.009
281	35	-1	740	.010
282	30	1	825	.013
283	35	-1	965	.011
284	35	-1	790	.011
285	35	-1	820	.011
286	30	-1	745	.011
287	35	-1	950	.012
288	35	-1	880	.012
289	35	-1	915	.014
290 1450	35	-1	840	.009
291	40	-1	825	.010
292	35	-1	860	.011

Client Min. Expl. Date May 25, 1[illegible] RMGC Job No. 77-43-21T

Sample No.	ppm Copper	ppm Molybdenum	ppm Manganese	% Vanadium
293	35	-1	905	.012
294	30	-1	830	.009
295	40	-1	905	.012
296	40	1	905	.014
297	35	-1	885	.014
298	30	-1	945	.014
299	35	-1	895	.012
300 1500	30	-1	755	.013

By Parry D. Willard
Parry D. Willard

J Lewis Redlake

RELEASED
MAY 20 1977
MINERALS EXPLORATION
Casper, Wyoming

ROCKY MOUNTAIN GEOCHEMICAL CORP.

P. O. BOX 337 • 1323 W. 7900 SOUTH • MIDVALE, UTAH 84047 • PHONE: (801) 255-3558

MIDVALE OFFICE

Certificate of Analysis

Date: May 13, 1977

Client: Minerals Exploration Co.
1846 West Grant Road, #102
Tucson, Arizona 85716

RMGC Numbers:
Local Job No.: 77-44-43-SL
Foreign Job No.: 77-42-9T
Invoice No.: M 90582

Client Order No.: none

Report On: 302 samples

Submitted by: Richard Sherer

Date Received: 5/5/77

Analysis: U_3O_8

Analytical Methods: Determined fluorometrically.

Remarks:

cc: enc.
file (2)
LRR/lw
report: RMGC - Tucson

RL 30-1

All values are reported in parts per million unless specified otherwise. A minus sign (—) is to be read "less than" and a plus sign (+) "greater than." Values in parenthesis are estimates. This analytical report is the confidential property of the above mentioned client and for the protection of this client and ourselves we reserve the right to forbid publication or reproduction of this report or any part thereof without written permission.

ND = None Detected | 1 ppm = 0.0001% | 1 Troy oz./ton = 34.286 ppm | 1 ppm = 0.0292 Troy oz./ton

Sample No.	ppm U_3O_8
RL 2-16-31-0-5	-2
5-10 Probably 30-1	-2
10-15	3
15-20	7
20-25	6
25-30	6
30-35	5
35-40	5
40-45	2
45-50	2
50-55	2
55-60	2
60-65	2
65-70	4
70-75	3
75-80	2
80-85	3
85-90	3
90-95	2
95-100	3
100-105	3
105-110	3
110-115	2
115-120	2
120-125	3

Sample No.	ppm U_3O_8
125-130	3
130-135	2
135-140	3
140-145	4
145-150	6
150-155	-2
155-160	2
160-165	3
165-170	3
170-175	3
175-180	4
180-185	3
185-190	3
190-195	2
195-200	3
200-205	5
205-210	4
210-215	-2
215-220	4
220-225	3
225-230	3
230-235	3
235-240	3
240-245	3
245-250	2

Sample No.	ppm U_3O_8	Sample No.	ppm U_3O_8
250-255	3	375-380	3
255-260	2	380-385	3
260-265	3	385-390	3
265-270	3	390-395	4
270-275	2	395-400	4
275-280	4	400-405	4
280-285	3	405-410	3
285-290	3	410-415	4
290-295	3	415-420	4
295-300	3	420-425	3
300-305	2	425-430	4
305-310	3	430-435	4
310-315	-2	435-440	4
315-320	2	440-445	5
320-325	-2	445-450	5
325-330	2	450-455	5
330-335	2	455-460	5
335-340	3	460-465	4
340-345	3	465-470	4
345-350	3	470-475	4
350-355	2	475-480	4
355-360	3	480-485	4
360-365	3	485-490	3
365-370	3	490-495	5
370-375	4	495-500	4

Sample No.	ppm U_3O_8	Sample No.	ppm U_3O_8
500-505	7	625-630	4
505-510	5	630-635	3
510-515	4	635-640	7
515-520	6	640-645	4
520-525	6	645-650	4
525-530	7	650-655	4
530-535	5	655-660	5
535-540	5	660-665	4
540-545	6	665-670	5
545-550	5	670-675	5
550-555	6	675-680	5
555-560	5	680-685	4
560-565	4	685-690	5
565-570	5	690-695	5
570-575	5	695-700	5
575-580	5	700-705	4
580-585	5	705-710	4
585-590	5	710-715	4
590-595	4	715-720	4
595-600	4	720-725	5
600-605	3	725-730	5
605-610	4	730-735	5
610-615	5	735-740	4
615-620	3	740-745	6
620-625	5	745-750	6

Sample No.	ppm U_3O_8	Sample No.	ppm U_3O_8
750-755	6	875-880	3
755-760	6	880-885	-2
760-765	5	885-890	-2
765-770	3	890-895	2
770-775	4	895-900	3
775-780	5	900-905	3
780-785	5	905-910	4
785-790	5	910-915	4
790-795	5	915-920	3
795-800	6	920-925	6
800-805	3	925-930	4
805-810	6	930-935	3
810-815	3	935-940	6
815-820	5	940-945	3
820-825	6	945-950	3
825-830	4	950-955	5
830-835	5	955-960	6
835-840	4	960-965	4
840-845	4	965-970	4
845-850	6	970-975	5
850-855	6	975-980	6
855-860	5	980-985	10
860-865	5	985-990	4
865-870	4	990-995	4
870-875	5	995-1000	5

Sample No.	ppm U_3O_8	Sample No.	ppm U_3O_8
1000-1005	8	1130-1135	4
1005-1010	5	1135-1140	2
1010-1015	5	1140-1145	3
1015-1020	5	1145-1150	3
1020-1025	5	1150-1155	3
1025 -1030	3	1155-1160	4
1030-1035	3	1160-1165	4
1035-1040	2	1165-1170	5
1040-1045	3	1170-1175	4
1045-1050	3	1175-1180	3
1050-1055	3	1180-1185	3
1055-1060	3	1185-1190	3
1060 -1065	2	1190-1195	3
1065-1070	3	1195-1200	5
1070-1075	2	1200-1205	6
1075-1080	3	1205-1210	5
1080-1085	4	1210-1215	4
1085-1090	4	1215-1220	5
1090-1095	3	1220-1225	4
1095-1100	4	1225-1230	6
1100-1105	3	1230-1235	6
1105-1110	4	1235-1240	5
1110-1115	3	1340-1245	5
1115-1120	3	1245-1250	5
1120-1125	4	1250-1255	4
1125-1130	3	1255-1260	4

Client Minerals Exploratio. Co. Date 5/13/77 RMGC Job No. 77-44-43-SL

Sample No.	ppm U_3O_8	Sample No.	ppm U_3O_8
1260-1265	3	1385-1390	4
1265-1270	4	1390-1395	4
1270-1275	3	1395-1400	4
1275 -1280	4	1400-1405	4
1280-1285	3	1405-1410	4
1285-1290	3	1410-1415	5
1290-1295	4	1415-1420	5
1295-1300	3	1420-1425	5
1300-1305	4	1425-1430	4
1305-1310	4	1430-1435	3
1310-1315	5	1435-1440	4
1315-1320	4	1440-1445	5
1320-1325	4	1445-1450	5
1325-1330	4	1450-1455	5
1330-1335	5	1455-1460	4
1335-1340	4	1460-1465	5
1340-1345	3	1465-1470	5
1345-1350	4	1470-1475	6
1350 -1355	5	1475-1480	6
1355-1360	4	1480-1485	5
1360-1365	3	1485-1490	4
1365-1370	4	1490-1495	6
1370-1375	4	1495-1500	6
1375-1380	4	1500-1505	5
1380-1385	4	1505-1510	5

By Lawrence R. Reid

Lawrence R. Reid

RL 26-16-30-1 Red Lake

ROCKY MOUNTAIN GEOCHEMICAL CORP.

2561 EAST FORT LOWELL ROAD · TUCSON, ARIZONA 85716 · PHONE: (602) 795-9780

TUCSON OFFICE

Certificate of Analysis

Date: May 4, 1977

Client: Minerals Exploration
1846 W. Grant Rd., #102
Tucson, Arizona 85705

RMGC Numbers:
Local Job No. 77-42-9TC
Foreign Job No.:
Invoice No.: T 6893

Client Order No.:

Report On: 302 samples

Submitted by: R. Sherer

Date Received: April 4, 1977

Analysis: Vanadium

Analytical Methods: Determined by atomic absorption.

Remarks: Uranium results to follow from SLC.

cc: Enc.
RMGC: SLC
file
PDW/sl

RL 30-1

All values are reported in parts per million unless specified otherwise. A minus sign (—) is to be read "less than" and a plus sign (+) "greater than." Values in parenthesis are estimates. This analytical report is the confidential property of the above mentioned client and for the protection of this client and ourselves we reserve the right to forbid publication or reproduction of this report or any part thereof without written permission.

ND = None Detected 1 ppm = 0.0001% 1 Troy oz./ton = 34.286 ppm 1 ppm = 0.0292 Troy oz./ton

Sample No.	% Vanadium	Sample No.	% Vanadium
0-5	0.009	125-130	0.014
5-10	0.007	130-135	0.015
10-15	0.009	135-140	0.015
15-20	0.012	140-145	0.016
20-25	0.011	145-150	0.004
25-30	0.012	150-155	0.010
30-35	0.014	155-160	0.011
35-40	0.013	160-165	0.013
40-45	0.010	165-170	0.012
45-50	0.009	170-175	0.015
50-55	0.009	175-180	0.015
55-60	0.011	180-185	0.015
60-65	0.011	185-190	0.013
65-70	0.011	190-195	0.014
70-75	0.015	195-200	0.013
75-80	0.012	200-205	0.012
80-85	0.014	205-210	0.011
85-90	0.009	210-215	0.009
90-95	0.012	215-220	0.011
95-100	0.010	220-225	0.011
100-105	0.014	225-230	0.010
105-110	0.015	230-235	0.013
110-115	0.016	235-240	0.014
115-120	0.009	240-245	0.012
120-125	0.014	245-250	0.012

.020

Sample No.	% Vanadium	Sample No.	% Vanadium
250-255	0.010	375-380	0.013
255-260	0.009	380-385	0.012
260-265	0.010	385-390	0.014
265-270	0.009	390-395	0.012
270-275	0.008	395-400	0.016
275-280	0.008	400-405	0.013
280-285	0.008	405-410	0.011
285-290	0.011	410-415	0.012
290-295	0.009	415-420	0.011
295-300	0.009	420-425	0.014
300-305	0.008	425-430	0.012
305-310	0.007	430-435	0.011
310-315	0.009	435-440	0.013
315-320	0.007	440-445	0.015
320-325	0.005	445-450	0.014
325-330	0.004	450-455	0.013
330-335	0.001	455-460	0.013
335-340	0.010	460-465	0.012
340-345	0.009	465-470	0.014
345-350	0.012	470-475	0.016
350-355	0.012	475-480	0.015
355-360	0.011	480-485	0.014
360-365	0.013	485-490	0.013
365-370	0.012	490-495	0.013
370-375	0.013	495-500	0.014

Sample No.	% Vanadium	Sample No.	% Vanadium
500-505	0.015	625-630	0.011
505-510	0.016	630-635	0.011
510-515	0.015	635-640	0.011
515-520	0.015	640-645	0.010
520-525	0.015	645-650	0.010
525-530	0.013	650-655	0.014
530-535	0.014	655-660	0.014
535-540	0.014	660-665	0.014
540-545	0.015	665-670	0.014
545-550	0.014	670-675	0.015
550-555	0.014	675-680	0.015
555-560	0.014	680-685	0.015
560-565	0.015	685-690	0.014
565-570	0.014	690-695	0.013
570-575	0.015	695-700	0.013
575-580	0.014	700-705	0.014
580-585	0.014	705-710	0.013
585-590	0.014	710-715	0.012
590-595	0.014	715-720	0.012
595-600	0.013	720-725	0.013
600-605	0.012	725-730	0.013
605-610	0.013	730-735	0.014
610-615	0.014	735-740	0.013
615-620	0.020	740-745	0.014
620-625	0.013	745-750	0.012

Sample No.	% Vanadium	Sample No.	% Vanadium
750-755	0.012	875-880	0.012
755-760	0.011	880-885	0.012
760-765	0.011	885-890	0.013
765-770	0.012	890-895	0.013
770-775	0.012	895-900	0.014
775-780	0.013	900-905	0.013
780-785	0.015	905-910	0.014
785-790	0.014	910-915	0.014
790-795	0.014	915-920	0.014
795-800	0.014	920-925	0.014
800-805	0.014	925-930	0.012
805-810	0.013	930-935	0.013
810-815	0.013	935-940	0.013
815-820	0.012	940-945	0.012
820-825	0.012	945-950	0.012
825-830	0.012	950-955	0.011
830-835	0.013	955-960	0.012
835-840	0.014	960-965	0.012
840-845	0.012	965-970	0.013
845-850	0.013	970-975	0.013
850-855	0.014	975-980	0.014
855-860	0.013	980-985	0.012
860-865	0.013	985-990	0.013
865-870	0.014	990-995	0.012
870-875	0.014	995-1000	0.013

Sample No.	% Vanadium	Sample No.	% Vanadium
1000-1005	0.012	1125-1130	0.012
1005-1010	0.015	1130-1135	0.014
1010-1015	0.014	1135-1140	0.014
1015-1020	0.014	1140-1145	0.014
1020-1025	0.011	1145-1150	0.013
1025-1030	0.014	1150-1155	0.014
1030-1035	0.014	1155-1160	0.013
1035-1040	0.013	1160-1165	0.014
1040-1045	0.012	1165-1170	0.013
1045-1050	0.012	1170-1175	0.014
1050-1055	0.013	1175-1180	0.014
1055-1060	0.013	1180-1185	0.014
1060-1065	0.012	1185-1190	0.014
1065-1070	0.013	1190-1195	0.013
1070-1075	0.013	1195-1200	0.014
1075-1080	0.014	1200-1205	0.014
1080-1085	0.013	1205-1210	0.014
1085-1090	0.013	1210-1215	0.015
1090-1095	0.013	1215-1220	0.015
1095-1100	0.014	1220-1225	0.015
1100-1105	0.012	1225-1230	0.013
1105-1110	0.014	1230-1235	0.014
1110-1115	0.013	1235-1240	0.013
1115-1120	0.014	1240-1245	0.011
1120-1125	0.013	1245-1250	0.013

Client Minerals Expl Date May 4, 19 RMGC Job No. 77-42-9T

Sample No.	% Vanadium	Sample No.	% Vanadium
1250-1255	0.013	1375-1380	0.014
1255-1260	0.015	1380-1385	0.014
1260-1265	0.014	1385-1390	0.014
1265-1270	0.014	1390-1395	0.012
1270-1275	0.014	1395-1400	0.014
1275-1280	0.014	1400-1405	0.014
1280-1285	0.013	1405-1410	0.012
1285-1290	0.014	1410-1415	0.015
1290-1295	0.012	1415-1420	0.014
1295-1300	0.014	1420-1425	0.012
1300-1305	0.015	1425-1430	0.013
1305-1310	0.012	1430-1435	0.013
1310-1315	0.014	1435-1440	0.013
1315-1320	0.014	1440-1445	0.014
1320-1325	0.014	1445-1450	0.014
1325-1330	0.014	1450-1455	0.015
1330-1335	0.013	1455-1460	0.014
1335-1340	0.013	1460-1465	0.014
1340-1345	0.014	1465-1470	0.015
1345-1350	0.014	1470-1475	0.015
1350-1355	0.014	1475-1480	0.015
1355-1360	0.014	1480-1485	0.015
1360-1365	0.012	1485-1490	0.014
1365-1370	0.012	1490-1495	0.015
1370-1375	0.012	1495-1500	0.014

Sample No.	% Vanadium
1500-1505	0.014
1505-1510	0.014

By Parry D. Willard

Parry D. Willard

MIDVALE OFFICE

ROCKY MOUNTAIN GEOCHEMICAL CORP.

P. O. BOX 337 • 1323 W. 7900 SOUTH • MIDVALE, UTAH 84047 • PHONE: (801) 255-3558

Certificate of Analysis

Date: May 20, 1977

Client: Minerals Exploration Co.
1846 West Grant, Suite 102
Tucson, Arizona 85705

RMGC Numbers:
Local Job No.: 77-46-17-SL
Foreign Job No.: 77-43-15T
Invoice No.: M 90616

Client Order No.: none

Report On: 152 Samples

Submitted by: R. McNeil

Date Received: 5/16/77

Analysis: U_3O_8

Analytical Methods: Determined fluorometrically.

Remarks:

cc: enc.
file (2)
report: RMGC - Tucson
LRR/lw

RL 20-1

All values are reported in parts per million unless specified otherwise. A minus sign (—) is to be read "less than" and a plus sign (+) "greater than." Values in parenthesis are estimates. This analytical report is the confidential property of the above mentioned client and for the protection of this client and ourselves we reserve the right to forbid publication or reproduction of this report or any part thereof without written permission.

ND = None Detected | 1 ppm = 0.0001% | 1 Troy oz./ton = 34.286 ppm | 1 ppm = 0.0292 Troy oz./ton

Sample No.	ppm U_3O_8	Sample No.	ppm U_3O_8
26-16-20-1 500-505	2	26-16-20-1 625-630	6
505-510	3	630-635	8
510-515	2	635-640	10
515-520	3	640-645	8
520-525	3	645-650	8
525-530	2	650-655	8
530-535	3	655-660	7
535-540	3	660-665	4
540-545	3	665-670	8
545-550	4	670-675	9
550-555	3	675-680	6
555-560	3	680-685	7
560 -565	3	685-690	7
565-570	3	690-695	9
570-575	5	695-700	7
575-580	3	700-705	9
580-585	-2	705-710	9
585-590	3	710-715	9
590-595	3	715-720	10
595-600	5	720-725	10
600-605	6	725-730	7
605-610	7	730-735	7
610-615	6	735-740	7
615 -620	8	740-745	8
26-16-20-1 620-625	8	26-16-20-1 745-750	8

87/<2

Sample No.	ppm U_3O_8
26-16-20-1 750-755	10
755-760	9
760-765	11
765-770	8
770-775	28
775-780	41
780-785	6
785-790	7
790-795	6
795-800	6
800-805	11
805-810	8
810-815	8
815-820	50
820-825	11
825-830	9
830-835	11
835-840	10
840-845	13
845-850	15
850-855	13
855-860	13
860-865	87
865-870	13
26-16-20-1 870-875	11
26-16-20-1 875-880	22
880-885	17
885-890	12
890-895	12
895-900	12
900-905	14
905-910	15
910-915	11
915-920	15
920-925	21
925-930	38
930-935	32
935-940	25
940-945	58
945-950	34
950-955	17
955-960	20
960-965	12
965-970	13
970-975	12
975-980	12
980-985	11
985-990	13
990-995	13
26-16-20-1 995-1000	12

Client Minerals Explorati Co. Date 5/20/77 RMGC Job No. 77-46-17-SL

Sample No.	ppm U_3O_8
26-16-20-1 1000-1005	11
1005-1010	14
1010-1015	15
1015-1020	12
1020-1025	15
1025-1030	14
1030-1035	19
1035-1040	15
1040-1045	17
1045-1050	14
1050-1055	14
1055-1060	16
1060-1065	20
1065-1070	15
1070-1075	18
1075-1080	15
1080-1085	19
1085-1090	27
1090-1095	18
1095-1100	20
1100-1105	21
1105-1110	23
1110-1115	26
1115-1120	20
1120-1125	17
26-16-20-1 1125-1130	17

Sample No.	ppm U_3O_8
26-16-20-1 1130-1135	71
1135-1140	17
1140-1145	17
1145-1150	19
1150-1155	27
1155-1160	17
1160-1165	16
1165-1170	15
1170-1175	16
1175-1180	20
1180-1185	19
1185-1190	10
1190-1195	8
1195-1200	11
1200-1205	14
1205-1210	11
1210-1215	11
1215-1220	12
1220-1225	13
1225-1230	9
1230-1235	7
1235-1240	8
1240-1245	10
1245-1250	7
1250-1255	6
26-16-20-1 1255-1260	5

By Lawrence R. Reid

ROCKY MOUNTAIN GEOCHEMICAL CORP.
SALT LAKE CITY, UTAH • RENO, NEVADA • TUCSON, ARIZONA

RL 26-16 30-1 J L J

Red Lake to Mohave to AZ

ROCKY MOUNTAIN GEOCHEMICAL CORP.

2561 EAST FORT LOWELL ROAD · TUCSON, ARIZONA 85716 · PHONE: (602) 795-9780

TUCSON OFFICE

MAY 20 1977

MINERALS EXPLORATION CO.
Casper, Wyoming

Certificate of Analysis

Date: April 21, 1977

Client: Mineral Exploration
1846 W. Grant Rd.
Tucson, Arizona 85705

RMGC Numbers:
Local Job No.: 77-A2-9TP
Foreign Job No.:
Invoice No.: T 6864

Client Order No.:

Report On: 302 samples

Submitted by: R. L. Sherer

Date Received: April 4, 1977

Analysis: Copper, molybdenum, manganese

Analytical Methods: Molybdenum determined colorimetrically.
Others determined by atomic absorption.

Remarks: Uranium and vanadium results to follow.

cc: Enc.
RMGC: SLC
file
FDW/sl

RL 30-1

All values are reported in parts per million unless specified otherwise. A minus sign (—) is to be read "less than" and a plus sign (+) "greater than." Values in parenthesis are estimates. This analytical report is the confidential property of the above mentioned client and for the protection of this client and ourselves we reserve the right to forbid publication or reproduction of this report or any part thereof without written permission.

ND = None Detected 1 ppm = 0.0001% 1 Troy oz./ton = 34.286 ppm 1 ppm = 0.0292 Troy oz./ton

Client Minerals Exploratio Date April 21, 1977 RMGC Job No. 77-42-9T

Sample No.	ppm Copper	ppm Molybdenum	ppm Manganese
RL 26-16-30-1 0-5	15	1	350
5-10	5	2	280
10-15	10	1	400
15-20	20	1	485
20-25	20	-1	500
25-30	20	1	520
30-35	15	1	485
35-40	10	-1	315
40-45	10	-1	330
45-50	10	-1	330
50-55	30	1	515
55-60	15	1	430
60-65	20	1	410
65-70	25	-1	430
70-75	20	1	460
75-80	20	-1	540
80-85	20	-1	560
85-90	20	1	585
90-95	15	-1	510
95-100	20	1	570
100-105	20	-1	405
105-110	25	1	545
110-115	25	1	435
115-120	20	-1	610

Sample No.		ppm Copper	ppm Molybdenum	ppm Manganese
RL 30-1	120-125	25	-1	520
	125-130	20	-1	520
	130-135	25	-1	660
	135-140	25	1	880
	140-145	25	-1	685
	145-150	30	-1	780
	150-155	5	-1	130
	155-160	20	-1	465
	160-165	20	-1	520
	165-170	20	-1	505
	170-175	25	1	685
	175-180	25	-1	670
	180-185	30	-1	645
	185-190	30	-1	665
	190-195	25	1	640
	195-200	20	1	485
	200-205	35	-1	680
	205-210	30	-1	700
	210-215	15	-1	485
	215-220	25	-1	530
	220-225	20	-1	470
	225-230	25	-1	545
	230-235	30	-1	560
	235-240	25	2	730
	240-245	30	-1	680
	245-250	25	1	565

Client Minerals Expl Date April 21, 1977 RMGC Job No. 77-42-9T

	Sample No.	ppm Copper	ppm Molybdenum	ppm Manganese
RL30-1	250-255	20	-1	520
	255-260	25	-1	475
	260-265	20	-1	480
	265-270	25	-1	440
	270-275	20	-1	450
	275-280	25	-1	495
	280-285	25	-1	595
	285-290	25	1	555
	290-295	20	-1	510
	295-300	20	-1	470
	300-305	20	-1	450
	305-310	15	-1	435
	310-315	20	1	485
	315-320	20	2	440
	320-325	10	2	330
	325-330	15	2	290
	330-335	20	1	490
	335-340	25	1	580
	340-345	20	1	595
	345-350	30	2	685
	350-255	20	1	585
	355-360	20	-1	525
	360-365	25	-1	590
	365-370	25	-1	670
	370-375	30	-1	740

Client Min. Expl Date April 21, 1977 RMGC Job No. 77-42-9T

	Sample No.	ppm Copper	ppm Molybdenum	ppm Manganese
RL 30-1	375-380	30	-1	605
	380-385	25	-1	645
	385-390	25	1	655
	390-395	30	2	585
	395-400	30	-1	745
	400-405	30	-1	760
	405-410	30	-1	730
	410-415	35	1	690
	415-420	35	-1	815
	420-425	30	-1	710
	425-430	20	1	600
	430-435	20	1	605
	435-440	25	-1	555
	440-445	30	-1	760
	445-450	35	-1	810
	450-455	35	-1	785
	455-460	30	-1	715
	460-465	30	-1	770
	465-470	30	-1	730
	470-475	35	1	685
	475-480	30	-1	625
	480-485	30	-1	620
	485-490	25	1	655
	490-495	40	-1	780
	495-500	30	-1	775

Sample No.		ppm Copper	ppm Molybdenum	ppm Manganese
RL 30-1	500-505	30	-1	755
	505-510	35	-1	750
	510-515	30	1	795
	515-520	35	1	770
	520-525	40	-1	760
	525-530	40	1	820
	530-535	35	-1	760
	535-540	35	-1	845
	540-545	40	1	985
	545-550	35	-1	915
	550-555	35	-1	0.10%
	555-560	40	-1	815
	560-565	35	2	790
	565-570	35	-1	795
	570-575	40	-1	830
	575-580	35	1	775
	580-585	35	2	705
	585-590	35	1	760
	590-595	40	-1	775
	595-600	35	1	750
	*600-605	30	-1	780
	*605-610	35	-1	725
	*610-615	40	-1	760
	*615-620	35	-1	840
	*620-625	40	-1	810

* Prepared on Mn Steel plates

Sample No.	ppm Copper	ppm Molybdenum	ppm Manganese
*625-630	30	-1	740
*630-635	35	-1	745
*635-640	35	-1	780
*640-645	35	-1	810
*645-650	40	-1	840
*650-655	35	-1	855
*655-660	35	-1	0.10%
*660-665	35	1	875
665-670	40	2	775
670-675	35	-1	785
675-680	40	-1	850
680-685	35	1	770
685-690	35	1	880
690-695	35	-1	840
695-700	35	-1	925
700-705	35	-1	685
705-710	35	1	835
710-715	35	-1	845
715-720	30	1	890
720-725	35	1	810
725-730	40	-1	820
730-735	35	1	795
735-740	40	1	930
740-745	45	-1	840
745-750	40	-1	840

*Prepared on Mn Steel plates

Client Min. Expl Date April 21, 1 7 RMGC Job No. 77-42-9TP

	Sample No.	ppm Copper	ppm Molybdenum	ppm Manganese
RL30-1	750- 755	35	-1	945
	755-760	40	-1	735
	760-765	40	-1	695
	765-770	30	-1	700
	770-775	35	1	705
	775-780	35	1	725
	780-785	45	1	780
	785-790	40	2	730
	790-795	40	-1	830
	795-800	45	1	855
	800-805	40	-1	790
	805-810	35	-1	675
	810-815	35	-1	685
	815-820	35	-1	690
	820-825	40	1	650
	825-830	35	1	650
	830-835	35	2	640
	835-840	30	1	645
	840-845	35	-1	590
	845-850	35	2	710
	850-855	35	1	665
	855-860	35	-1	635
	860-865	35	-1	650
	865-870	25	-1	615
	870-875	30	-1	555

Sample No.	ppm Copper	ppm Molybdenum	ppm Manganese
RL30-1 875-880	25	-1	525
880-885	35	-1	570
885-890	35	-1	580
890-895	35	-1	590
895-900	30	1	570
900-905	35	1	595
905-910	40	-1	670
910-915	30	-1	600
915-920	40	-1	565
920-925	35	-1	560
925-930	35	-1	555
930-935	30	-1	575
935-940	35	-1	560
940-945	35	-1	510
945-950	40	-1	525
950-955	30	1	520
955-960	40	1	525
960-965	35	1	505
965-970	35	-1	535
970-975	30	-1	525
975-980	30	-1	535
980-985	35	1	515
985-990	35	-1	500
990-995	35	-1	520
995-1000	40	-1	585

Sample No.		ppm Copper	ppm Molybdenum	ppm Manganese
RL30-1	1000-1005	35	1	665
	1005-1010	30	1	570
	1010-1015	30	-1	575
	1015-1020	30	1	615
	1020-1025	30	1	580
	1025-1030	30	1	570
	1030-1035	35	-1	565
	1035-1040	30	1	475
	1040-1045	35	-1	575
	1045-1050	35	-1	565
	1050-1055	35	1	555
	1055-1060	30	-1	590
	1060-1065	35	1	640
	1065-1070	35	-1	570
	1070-1075	35	2	590
	1075-1080	35	1	605
	1080-1085	35	1	640
	1085-1090	35	1	640
	1090-1095	35	1	580
	1095-1100	35	-1	595
	1100-1105	45	1	585
	1105-1110	40	-1	670
	1110-1115	35	-1	665
	1115-1120	40	-1	690
	1120-1125	35	-1	695

Client Min. Expl Date April 21, 1 7 RMGC Job No. 77-42-9T

Sample No.	ppm Copper	ppm Molybdenum	ppm Manganese
RL30-1 1125-1130	40	1	700
1130-1135	30	-1	680
1135-1140	35	-1	640
1140-1145	40	1	685
1145-1150	40	-1	695
1150-1155	35	-1	660
1155-1160	30	1	640
1160-1165	30	-1	750
1165-1170	35	-1	660
1170-1175	45	-1	625
1175-1180	40	-1	625
1180-1185	40	-1	605
1185-1190	35	-1	630
1190-1195	35	-1	650
1195-1200	40	-1	625
1200-1205	45	-1	770
1205-1210	40	-1	780
1210-1215	40	-1	730
1215-1220	45	-1	705
1220-1225	40	-1	740
1225-1230	35	-1	795
1230-1235	45	1	785
1235-1240	45	-1	795
1240-1245	45	1	785
1245-1250	45	-1	785

Sample No.		ppm Copper	ppm Molybdenum	ppm Manganese
RL30-1	1250-1255	35	-1	775
	1255-1260	40	-1	740
	1260-1265	35	1	740
	1265-1270	40	1	650
	1270-1275	40	-1	625
	1275-1280	40	-1	595
	1280-1285	40	1	610
	1285-1290	45	2	615
	1290-1295	35	-1	590
	1295-1300	40	1	650
	1300-1305	45	1	660
	1305-1310	45	1	705
	1310-1315	35	-1	725
	1315-1320	45	1	800
	1320-1325	40	-1	730
	1325-1330	40	-1	710
	1330-1335	45	-1	715
	1335-1340	40	1	720
	1340-1345	40	-1	695
	1345-1350	40	1	670
	1350-1355	50	1	710
	1355-1360	45	1	720
	1360-1365	40	-1	710
	1365-1370	40	-1	810
	1370-1375	40	1	780

Sample No.	ppm Copper	ppm Molybdenum	ppm Manganese
RL 30-1 1375-1380	45	1	795
1380-1385	45	-1	800
1385-1390	40	-1	785
1390-1395	40	1	755
1395-1340	40	-1	760
1400-1405	35	-1	745
1405-1410	40	1	785
1410-1415	40	-1	765
1415-1420	40	-1	740
1420-1425	35	-1	720
1425-1430	35	-1	775
1430-1435	40	-1	745
1435-1440	40	-1	750
1440-1445	45	1	700
1445-1450	40	-1	670
1450-1455	45	1	795
1455-1460	45	-1	820
1460-1465	40	-1	775
1465-1470	40	-1	790
1470-1475	40	-1	820
1475-1480	40	-1	780
1480-1485	40	1	770
1485-1490	40	-1	725
1490-1495	40	1	715
1495-1500	40	-1	765

Client Minerals Expl Date April 21, 1977 RMGC Job No. 77-42-9T

	Sample No.	ppm Copper	ppm Molybdenum	ppm Manganese
RL-30	1500-1505	45	-1	795
	1505-1510	45	1	740

By Parry D. Willard

Parry D. Willard

TUCSON OFFICE

ROCKY MOUNTAIN GEOCHEMICAL CORP.

2561 EAST FORT LOWELL ROAD · TUCSON, ARIZONA 85716 · PHONE: (602) 795-9780

Certificate of Analysis

RMGC Numbers:

Local Job No.: 77-42-9Tp

Foreign Job No.:

Invoice No.: T 6864

Date: April 21, 1977

Client: Mineral Exploration
1846 W. Grant Rd.
Tucson, Arizona 85705

Client Order No.:

Report On: 302 samples

Submitted by: R. L. Sherer

Date Received: April 4, 1977

Analysis: Copper, molybdenum, manganese

Analytical Methods: Molybdenum determined colorimetrically.
Others determined by atomic absorption.

Remarks: Uranium and vanadium results to follow.

cc: Enc.
RMGC: SLC
file
PDW/sl

All values are reported in parts per million unless specified otherwise. A minus sign (—) is to be read "less than" and a plus sign (+) "greater than." Values in parenthesis are estimates. This analytical report is the confidential property of the above mentioned client and for the protection of this client and ourselves we reserve the right to forbid publication or reproduction of this report or any part thereof without written permission.

ND = None Detected 1 ppm = 0.0001% 1 Troy oz./ton = 34.286 ppm 1 ppm = 0.0292 Troy oz./ton

Client Minerals Exploration Date April 21, 1977 RMGC Job No. 77-42-9T

Sample No.	ppm Copper	ppm Molybdenum	ppm Manganese
RL 26-16-30-1 0-5	15	1	350
5-10	5	2	280
10-15	10	1	400
15-20	20	1	485
20-25	20	-1	500
25-30	20	1	520
30-35	15	1	485
35-40	10	-1	315
40-45	10	-1	330
45-50	10	-1	330
50-55	30	1	515
55-60	15	1	430
60-65	20	1	410
65-70	25	-1	430
70-75	20	1	460
75-80	20	-1	540
80-85	20	-1	560
85-90	20	1	585
90-95	15	-1	510
95-100	20	1	570
100-105	20	-1	405
105-110	25	1	545
110-115	25	1	435
115-120	20	-1	610
	50/5	2/<1	.1%/1000/290

Sample No.	ppm Copper	ppm Molybdenum	ppm Manganese
RL 30-1 120-125	25	-1	520
125-130	20	-1	520
130-135	25	-1	660
135-140	25	1	880
140-145	25	-1	685
145-150	30	-1	780
150-155	5	-1	130
155-160	20	-1	465
160-165	20	-1	520
165-170	20	-1	505
170-175	25	1	685
175-180	25	-1	670
180-185	30	-1	645
185-190	30	-1	665
190-195	25	1	640
195-200	20	1	485
200-205	35	-1	680
205-210	30	-1	700
210-215	15	-1	485
215-220	25	-1	530
220-225	20	-1	470
225-230	25	-1	545
230-235	30	-1	560
235-240	25	2	730
240-245	30	-1	680
245-250	25	1	565

	Sample No.	ppm Copper	ppm Molybdenum	ppm Manganese
RL30-1	250-255	20	-1	520
	255-260	25	-1	475
	260-265	20	-1	480
	265-270	25	-1	440
	270-275	20	-1	450
	275-280	25	-1	495
	280-285	25	-1	595
	285-290	25	1	555
	290-295	20	-1	510
	295-300	20	-1	470
	300-305	20	-1	450
	305-310	15	-1	435
	310-315	20	1	485
	315-320	20	2	440
	320-325	10	2	330
	325-330	15	2	290
	330-335	20	1	490
	335-340	25	1	580
	340-345	20	1	595
	345-350	30	2	685
	350-255	20	1	585
	355-360	20	-1	525
	360-365	25	-1	590
	365-370	25	-1	670
	370-375	30	-1	740

Client Min. Expl Date April 21, 1977 RMGC Job No. 77-42-9T

	Sample No.	ppm Copper	ppm Molybdenum	ppm Manganese
RL 30-1	375-380	30	-1	605
	380-385	25	-1	645
	385-390	25	1	655
	390-395	30	2	585
	395-400	30	-1	745
	400-405	30	-1	760
	405-410	30	-1	730
	410-415	35	1	690
	415-420	35	-1	815
	420-425	30	-1	710
	425-430	20	1	600
	430-435	20	1	605
	435-440	25	-1	555
	440-445	30	-1	760
	445-450	35	-1	810
	450-455	35	-1	785
	455-460	30	-1	715
	460-465	30	-1	770
	465-470	30	-1	730
	470-475	35	1	685
	475-480	30	-1	625
	480-485	30	-1	620
	485-490	25	1	655
	490-495	40	-1	780
	495-500	30	-1	775

Sample No.	ppm Copper	ppm Molybdenum	ppm Manganese
RL 30-1 500-505	30	-1	755
505-510	35	-1	750
510-515	30	1	795
515-520	35	1	770
520-525	40	-1	760
525-530	40	1	820
530-535	35	-1	760
535-540	35	-1	845
540-545	40	1	985
545-550	35	-1	915
550-555	35	-1	0.10%
555-560	40	-1	815
560-565	35	2	790
565-570	35	-1	795
570-575	40	-1	830
575-580	35	1	775
580-585	35	2	705
585-590	35	1	760
590-595	40	-1	775
595-600	35	1	750
*600-605	30	-1	780
*605-610	35	-1	725
*610-615	40	-1	760
*615-620	35	-1	840
*620-625	40	-1	810

* Prepared on Mn Steel plates

Sample No.	ppm Copper	ppm Molybdenum	ppm Manganese
*625-630	30	-1	740
*630-635	35	-1	745
*635-640	35	-1	780
*640-645	35	-1	810
*645-650	40	-1	840
*650-655	35	-1	855
*655-660	35	-1	0.10%
*660-665	35	1	875
665-670	40	2	775
670-675	35	-1	785
675-680	40	-1	850
680-685	35	1	770
685-690	35	1	880
690-695	35	-1	840
695-700	35	-1	925
700-705	35	-1	685
705-710	35	1	835
710-715	35	-1	845
715-720	30	1	890
720-725	35	1	810
725-730	40	-1	820
730-735	35	1	795
735-740	40	1	930
740-745	45	-1	840
745-750	40	-1	840

*Prepared on Mn Steel plates

	Sample No.	ppm Copper	ppm Molybdenum	ppm Manganese
RL30-1	750- 755	35	-1	945
	755-760	40	-1	735
	760-765	40	-1	695
	765-770	30	-1	700
	770-775	35	1	705
	775-780	35	1	725
	780-785	45	1	780
	785-790	40	2	730
	790-795	40	-1	830
	795-800	45	1	855
	800-805	40	-1	790
	805-810	35	-1	675
	810-815	35	-1	685
	815-820	35	-1	690
	820-825	40	1	650
	825-830	35	1	650
	830-835	35	2	640
	835-840	30	1	645
	840-845	35	-1	590
	845-850	35	2	710
	850-855	35	1	665
	855-860	35	-1	635
	860-865	35	-1	650
	865-870	25	-1	615
	870-875	30	-1	555

Sample No.	ppm Copper	ppm Molybdenum	ppm Manganese
RL30-1 875-880	25	-1	525
880-885	35	-1	570
885-890	35	-1	580
890-895	35	-1	590
895-900	30	1	570
900-905	35	1	595
905-910	40	-1	670
910-915	30	-1	600
915-920	40	-1	565
920-925	35	-1	560
925-930	35	-1	555
930-935	30	-1	575
935-940	35	-1	560
940-945	35	-1	510
945-950	40	-1	525
950-955	30	1	520
955-960	40	1	525
960-965	35	1	505
965-970	35	-1	535
970-975	30	-1	525
975-980	30	-1	535
980-985	35	1	515
985-990	35	-1	500
990-995	35	-1	520
995-1000	40	-1	585

Sample No.		ppm Copper	ppm Molybdenum	ppm Manganese
RL30-1	1000-1005	35	1	665
	1005-1010	30	1	570
	1010-1015	30	-1	575
	1015-1020	30	1	615
	1020-1025	30	1	580
	1025-1030	30	1	570
	1030-1035	35	-1	565
	1035-1040	30	1	475
	1040-1045	35	-1	575
	1045-1050	35	-1	565
	1050-1055	35	1	555
	1055-1060	30	-1	590
	1060-1065	35	1	640
	1065-1070	35	-1	570
	1070-1075	35	2	590
	1075-1080	35	1	605
	1080-1085	35	1	640
	1085-1090	35	1	640
	1090-1095	35	1	580
	1095-1100	35	-1	595
	1100-1105	45	1	585
	1105-1110	40	-1	670
	1110-1115	35	-1	665
	1115-1120	40	-1	690
	1120-1125	35	-1	695

	Sample No.	ppm Copper	ppm Molybdenum	ppm Manganese
RL30-1	1125-1130	40	1	700
	1130-1135	30	-1	680
	1135-1140	35	-1	640
	1140-1145	40	1	685
	1145-1150	40	-1	695
	1150-1155	35	-1	660
	1155-1160	30	1	640
	1160-1165	30	-1	750
	1165-1170	35	-1	660
	1170-1175	45	-1	625
	1175-1180	40	-1	625
	1180-1185	40	-1	605
	1185-1190	35	-1	630
	1190-1195	35	-1	650
	1195-1200	40	-1	625
	1200-1205	45	-1	770
	1205-1210	40	-1	780
	1210-1215	40	-1	730
	1215-1220	45	-1	705
	1220-1225	40	-1	740
	1225-1230	35	-1	795
	1230-1235	45	1	785
	1235-1240	45	-1	795
	1240-1245	45	1	785
	1245-1250	45	-1	785

Sample No.		ppm Copper	ppm Molybdenum	ppm Manganese
RL30-1	1250-1255	35	-1	775
	1255-1260	40	-1	740
	1260-1265	35	1	740
	1265-1270	40	1	650
	1270-1275	40	-1	625
	1275-1280	40	-1	595
	1280-1285	40	1	610
	1285-1290	45	2	615
	1290-1295	35	-1	590
	1295-1300	40	1	650
	1300-1305	45	1	660
	1305-1310	45	1	705
	1310-1315	35	-1	725
	1315-1320	45	1	800
	1320-1325	40	-1	730
	1325-1330	40	-1	710
	1330-1335	45	-1	715
	1335-1340	40	1	720
	1340-1345	40	-1	695
	1345-1350	40	1	670
	1350-1355	50	1	710
	1355-1360	45	1	720
	1360-1365	40	-1	710
	1365-1370	40	-1	810
	1370-1375	40	1	780

Sample No.	ppm Copper	ppm Molybdenum	ppm Manganese
RL 30-1 1375-1380	45	1	795
1380-1385	45	-1	800
1385-1390	40	-1	785
1390-1395	40	1	755
1395-1340?	40	-1	760
1400-1405	35	-1	745
1405-1410	40	1	785
1410-1415	40	-1	765
1415-1420	40	-1	740
1420-1425	35	-1	720
1425-1430	35	-1	775
1430-1435	40	-1	745
1435-1440	40	-1	750
1440-1445	45	1	700
1445-1450	40	-1	670
1450-1455	45	1	795
1455-1460	45	-1	820
1460-1465	40	-1	775
1465-1470	40	-1	790
1470-1475	40	-1	820
1475-1480	40	-1	780
1480-1485	40	1	770
1485-1490	40	-1	725
1490-1495	40	1	715
1495-1500	40	-1	765

Client Minerals Expl Date April 21, 1977 RMGC Job No. 77-42-9T

	Sample No.	ppm Copper	ppm Molybdenum	ppm Manganese
RL-30	1500-1505	45	-1	795
	1505-1510	45	1	740

By Parry D. Willard

Parry D. Willard