CONTACT INFORMATION
Mining Records Curator
Arizona Geological Survey
416 W. Congress St., Suite 100
Tucson, Arizona 85701
520-770-3500
http://www.azgs.az.gov
inquiries@azgs.az.gov

The following file is part of the

Reconstruction Finance Corporation Arizona Records

ACCESS STATEMENT

These digitized collections are accessible for purposes of education and research. We have indicated what we know about copyright and rights of privacy, publicity, or trademark. Due to the nature of archival collections, we are not always able to identify this information. We are eager to hear from any rights owners, so that we may obtain accurate information. Upon request, we will remove material from public view while we address a rights issue.

CONSTRAINTS STATEMENT

The Arizona Geological Survey does not claim to control all rights for all materials in its collection. These rights include, but are not limited to: copyright, privacy rights, and cultural protection rights. The User hereby assumes all responsibility for obtaining any rights to use the material in excess of "fair use."

The Survey makes no intellectual property claims to the products created by individual authors in the manuscript collections, except when the author deeded those rights to the Survey or when those authors were employed by the State of Arizona and created intellectual products as a function of their official duties. The Survey does maintain property rights to the physical and digital representations of the works.

QUALITY STATEMENT

The Arizona Geological Survey is not responsible for the accuracy of the records, information, or opinions that may be contained in the files. The Survey collects, catalogs, and archives data on mineral properties regardless of its views of the veracity or accuracy of those data.

Mac

See State of Texas file - this information in file.

Gray Metal Co.

6 claims and fractions in the Huachuca mts showing an interbedded deposit of lead - zinc ore in limestone and a copper deposit along a lime granite contact

350' shaft & 1390' of d d holes from the 350' level opened up 20' of ore running 4-6% copper & 1/5 in gold or silver

1200 tons on the dump - about 500 tons have been shipped 1790 silver 7.5% pb & 22% zinc

Hill Top Extension Mines Co.

W. E. Hinley pres. Calif Dist

Fully 8 whole groups in the Huachuca mts Cochise Co.

claims to have the NW and SE extensions of the Hill top veins

570' tunnel vein varies to 3' wide shipping ore running 6% lead and 50 oz silver. Newly reported

Hill Top Helen Mining Co.

42 unpatented claims California District - Cochise Co.

lead - silver ore in quartz veins & contact deposits

ore shoots reported as 2' to 50' wide & 30 by 100' long

1-3% ore & 6 to 10 oz silver

Johnston Copper Development Co

Keystone Copper Mining Co.

King Copper Co. Calif.

Arizona Middle March Copper Co. Mines Handbook, 1924

Property 43 claims over 860 acres - 9 miles west of Pomeroy, Ariz. Sed rocks are intruded by granite stocks and get porphyry dikes making contact zones of garnet epidote pyroxene - etc with limonite, hematite, copper oxides and carbonates. The Cobrelona workings show 2'-4' veins between granite & slate ines are along a 200' drift.

Prospect development on Missouri claim.

Shows a chimney of contact metamorphic ore - slopes on fifth level 40 to 50' in depth

Oxidized ore was high grade, but below a thin zone of enrichment primary chalcopyrite ore of approx 2% cu was encountered. workings include a 250' incline and a 300' vertical shaft

Centennial Arizona Mining Co.

Shows a contact deposit between pre-cambrian limestone and altered shale averaging about 15' in width and carrying azurite & malachite associated with hematite ores carry an average of 2.7% copper.

Devel. 660' incline

Ariz. United Mining Co

Repulse, Mammoth, Copper King Southern

Black Prince Copper Co

adjoins Peabody mine and comprises 8 patented claims showing replacement deposits in limestone

Main has 950' two-compartment shaft

AMERICAN SMELTING AND REFINING COMPANY
P. O. BOX 2229 -:- TUCSON, ARIZONA

COPY

Mr. Ram

June 2, 1948

Mr. Haylett O'Neill
2706 Ruth Street
Houston, Texas

(RUPERT MINE)
Patagonia District
Santa Cruz County, Ariz.

Dear Mr. O'Neill:

Look back R for file

I have your letter of May 20th addressed to Mr. Pope which was forwarded here together with a copy of his letter to you of May 26th.

In your next to last paragraph you asked if we might be interested in taking over the property and you mentioned that you have some old reports which we could see. I now find that our files here in Tucson apparently do not have anything on the Rupert Mine by that name, and I would therefore appreciate your sending us any further information and preferably the reports which may help us to identify the location of the mine and the property itself.

We have an engineer in this general area at the present time and it may be that we could complete an examination of your property very quickly providing we hear from you within the next week or so.

Thank you again for writing us.

Very truly yours,

L. KENNETH WILSON
Chief Geologist
Southwestern Division

LKW:ar

bcc: DJPope
WRLandwehr

CAR

Apr. 11, 1948

Memorandum for Mr. Wilson

ORE POSSIBILITIES

The accompanying map, Figure 2, locates the six diamond drill holes in relation to the ore zone and also shows the cross-sections of each hole with the width and grade of ore used in this Memorandum. The width and grade were calculated from the Bureau drill records.

Diamond drill hole #6 did not cut any ore and is not used in the calculations. Lack of ore in this hole suggests that the northern limit of the ore is bounded by the Ocatillo Fault.

In considering the total indicated ore, we have segregated the ore zone into four separate blocks. Block No. 1 is bounded by the Ocatillo and Saguaro Faults and the grade of ore suggested by D. D. H. #1. Block No. 2 is bounded by the Saguaro Fault and a fault unnamed to the south, and the grade of ore is suggested by that cut by D. D. H. #2. Block No. 3 is suggested by the ore cut in D. D. H. #3 and has a length of 270 feet bounded on the north by an unnamed fault, and is extended to the edge of the silicated zone, a zone of contact metamorphic action. In answer to your inquiry Eldred Wilson explained to me that this zone is an early manifestation of the mineralization and consists of anthyphyllite, tremolite, actinolite and other contact silicate minerals not identified.

The question arose as to the advisability of extending Block 3 to the end of the silicated zone because it is not known definitely whether the silicated zone is indicative of ore mineralization. By cutting off 70 feet to the south the tonnage could be reduced 6125 tons but the grade of ore would remain unchanged.

Block No. 4 is suggested by the ore cut in D. D. H. #4 and #5 and is represented by a length of 300 feet.

Block No. 1

Length.....170 feet
Depth.....200 " (From lowest workings to 50' below intercept.)
Width..... 7 "
Factor..... 10 cu. ft. ton
Tons..... 23,800
Grade..... .9 oz. Ag, 3.77% Cu, 1.2% Pb, 7.7% Zn

Block No. 2

Length.....130 feet
Depth.....200 " (From lowest workings to 50' below intercept.)
Width..... 6 "
Factor..... 10 cu. ft. ton
Tons.....15,600
Grade..... .75 oz. Ag, 2.44% Cu, 0.2% Pb, 8.14% Zn

Block No. 3

Length.....270 feet
Depth.....250 " (From surface to 50' below intercept.)
Width.....5.5 "
Factor.....10 cu. ft. ton
Tons.....23,625
Grade.....1.6 oz. Ag, 5.46% Cu, 1.28% Pb, 8.4% Zn

326 Heard Building
Phoenix, Arizona
October 4,1943

Page #2.

It may not be clear to you that the applicant is applying for additional funds to develop two different ore shoots on the same property.

The original application of $5,000 was for opening the No. 1 Shaft workings. During the process of this project, applicant was mining ore from the mercury vein opened up by the B-Tunnel workings. When ore was found in the No. 1 Shaft workings, an application was made to develop ore in the mercury vein with a long adit. When the loan was granted, the applicant ceased mining ore from B-Tunnel level and went to work mining ore from No. 1 Shaft workings.

Applicant now wishes to develop both these showings by deeper development. In one place by a 100-foot vertical shaft and the other by a 700-foot crosscut.

Since you have questioned the program, you will probably limit the development the applicant can do to one place. I can not say which is the better place without discussing the situation with the applicant, but I assume he would rather run the cross-cut adit.

I trust the above explanation makes the situation more clearly to understand.

To recapitulate the nature of expenditure:

Sink 100 feet from mercury vein a dit at $40 per ft.	$4000.00
Crosscut 700 feet at No. 1 shaft workings at $8.50 Per foot.....	6000.00
Purchase additional equipment and supplies.....	2000.00
	$12,000.00

CHARLES A. RASOR
Supervising Engineer.

CHR:mr

LEAD ORES
C--Loans

	Tons	Leads	Copper	Ounces Au	Ounces Ag	Returns	Bonus
Jefferson Mines, Inc.	410.789	167865	1368	11.127	1094.8	3411,90	2900.92
R. L. Brown	2829.148	377468			10879.2	6430.36	19722.73
D. R. Wolfe	37.2295	14159			74.5	218.77	369.90
A. T. Russell	90.551	5299	7308	7.663	754.4	397.31	477.55
Floyd Brown	161.206	33090			161.2	358.59	1346.52
J. C. Anglin	139.6765	27101			1002.7	586.38	1416.02
	3668.600	624982	8676	18.790	13966.8	11403.31	26233.64

J. H. Byrd

B-Loans

Walrich Mining Company	13.539	4153		4.098	32.7	[illegible]	[illegible]
N. C. Burson	12.427	3828			21.0	-19.76	101.0[illegible]
Mammoth Tiger Ext.	45.3285	5258	1106		344.5	-10.30	184.36
Vivian Mining Company	45.6005	15778	876		606.5	367.52	449.45
Lawrence DeZee	45.8615	4678		13.760	59.6	128.07	122.21
Havasu Lead and Zinc	155.6155	192240			2259.0	9016.29	6214.37
B & R Mines	33.430	6886	1358	5.951	297.6	298.76	
Brett and Edgerton	84.212	20812			402.7	380.46	416.21
	422.475	249480	3340	19.711	3990.9	1016.10	

LEAD ORES

C-Loans

	Tons	Lead	Copper	Ounces Au	Ounces Ag	Returns	Bonus
Jefferson Mines, Inc.	410.789	167865	1368	11.127	1094.8	3411,90	2900.92
R. L. Brown	2829.148	377468			10879.2	6430.36	19722.73
D. R. Wolfe	37.2295	14159			74.5	218.77	369.90
A. T. Russell	90.551	5299	7308	7.663	754.4	397.31	477.55
Floyd Brown	161.206	33090			161.2	358.59	1346.52
J. C. Anglin	139.6765	27101			1002.7	586.38	1416.02
	3668.600	624982	8676	18.790	13966.8	11403.31	26233.64

J. H. Byrd

B-Loans

Walrich Mining Company	13.539	4153		4.098	32.7		
N. C. Burson	12.427	3828			21.0	-19.76	101.02
Mammoth Tiger Ext.	45.3285	5258	1106		344.5	-10.30	184.36
Vivian Mining Company	45.6005	15778	876		606.5	367.52	449.45
Lawrence DeZee	45.8615	4678		13.760	59.6	128.07	122.21
Havasu Lead and Zinc	155.6155	192240			2259.0	9016.29	6211.37
B & R Mines	33.430	6886	1358	5.951	297.6	298.76	
Brett and Edgerton	84.212	20812			402.7	380.46	416.21
	422.475	249480	3340	19.711	3990.9	1016.10	

COPPER ORES

C-Loans

	Tons	Pounds Copper	Ounces Au	Ounces Ag	Smelter Returns	Bonus
Lone Star Mine	9.4085	2181		24.1	$ 101.74	$ 99.60
Liberty Hill Gold Mine	313.2990	7681	121.112	1174.7	3428.43	372.55
Paul J. Dueker	47.2625		49.389		1166.22	
Universal Mining & Smelt.	438.214	25735			-493.21	2456.50
N. S. Oberon	407.3245	15346			-187.55	2188.24
Ralph C. Campbell	285.4835	16922			-165.03	2018.92
E. A. Borge	2157.7835	116815			-665.00	9396.98
Daily Mines Company	1545.280	46989		754.0	287.40	5378.32
Henson, Hale, Gemmill	14092.333	676030				
Mountain Copper Corp.	830.293	60729	57.168	84.6	3038.16	8188.07
Horseshoe Mine	1254.5815	72384	64.073		2636.51	8986.28
Yuma Copper Mine	1773.210	57538			-2880.14	8371.80
Paid Out-Copper Butte	3961.9425	232432			3364.06	28633.29
Haddy and Nelson	217.1595	15548			-112.55	1960.07
E. P. Hilton	62.251	2963	2.801	899.8	464.45	
Paid Out-Heron and Gribble	3057.1525	187068			-274.67	26927.25
Wisner and Glassburn	47.5000	2537	2.300	235.7	14.67	25.37
S. J. Landfair	844.090	37376			-920.76	5148.21
Hughes and Perry	61.738	12328			703.96	1702.86
A. C. Van Hook	37.343	1927	6.348	471.6	335.37	93.45
A. R. Flint	25.1635	1334			16.96	64.70
Sherwood B. Owen	1357.749	37649	31.980	4340.8	1113.14	4268.42
R. L. and C. M. Brown	1010.892	45632	20.544	2579.8	445.85	6639.45
J. H. Byrd	1011.115	73779		2757.1	-768.80	10307.69
	34848.569	1,748923	355.715	13322.2		

B-Loans

Orizaba	7814.7845	663671			23601.64	71213.99
A. R. Byrd	5699.4975	392801		25299.0	19434.79	51038.92
P. R. Helm	1951.686	171254		3341.2	444.52	24917.40
Bullard Gold Mines	8330.281	329238	758.572	621.3	3106.73	46273.42
	23796.249	1,556964	758.572	29261.5	46587.68	193443.73

ZINC-LEAD-COPPER ORES

C-Loans

	Tons	Zinc	Lead	Copper	Au	Ag	Smelter	Bonus
H. L. Williams	30.810	8880	4875	508		138.0	216.30	402.42
D. J. Miller	32.957	9360	2900	863	1.318	316.4	345.76	304.33
Frank Grannis	114.433	21938	12927	1407	14.711	1071.7	564.25	1586.77
R. E. Chilson	3889.1715	937928	117603	64734		16663.3		
J. H. Hall	138.861	33855	2153	986	10.367	392.7	170.89	1001.52
Pete Vukoye	1281.588	180478	18083	63422		1011.6	-4009.77	7946.99
Dye & Bathrick	762.832	227547		68744			2004.97	
Charleston Lead	45.981	6759	6161	469	.322	35.9	174.22	309.21
J. H. Beauchamp	630.264							
Roy Williams	99.954	14813	28368	649	2.999	788.8	485.52	
	7026.8515							

B-Loans

F. D. Shuck	112.286	26528	8568	1426		673.5	148.22	1326.00
William F. Foy	1111.221	290899		78480		2597.3	3699.68	9573.69
(J. G. Hunt)	407.828	70445	11475	12087	56.119	1228.0		
Yacomo & Fuller	4155.900	399159	222851	14943	17.318	7936.0		
Armstrong & McDonald	41.590	9898					-4.46	210.20
Grace M. Sparkes	1169.487	342787	70583	13247	55.780	8647.0	11542.93	16678.78
R. P. M. Davis	9742.355	1730085	658185	345980	(1025.479)	48955.3	53115.99	154591.17
El Dorado Rover	4256.349	586353	420542	52941	413.765	22187.1	9458.82	3072.87
W. S. Segar	447.424	52642	61015	4276	161.401	2330.0	4280.92	5301.39
Fred A. Bennett	514.584	132682	96320	35780	9.120	1236.4	6436.30	13842.80
William A. Hooton	3870.969	136670		245833			860.21	30799.74
	25829.993	3778148						

ZINC-LEAD-COPPER ORES

C-Loans

	Tons	Zinc	Lead	Copper	Au	Ag	Smelter	Bonu
H. L. Williams	30.810	8880	4875	508		138.0	216.30	4
D. J. Miller	32.957	9360	2900	863	1.318	316.4	345.76	
Frank Grannis	114.433	21938	12927	1407	14.711	1071.7	564.25	1
R. E. Chilson	3889.1715	937928	117603	64734		16663.3		
J. H. Hall	138.861	33855	2153	986	10.367	392.7	170.89	1 [illegible]
Pete Vukoye	1281.588	180478	18083	63422		1011.6	-4009.77	7946.99
Dye & Bathrick	762.832	227547		68744			2004.97	
Charleston Lead	45.981	6759	6161	469	.322	35.9	174.22	309.21
J. H. Beauchamp	630.264							
Roy Williams	99.954	14813	28368	649	2.999	788.8	485.52	
	7026.8515							

B-Loans

F. D. Shuck	112.286	26528	8568	1426		673.5	148.22	1326.00
William F. Foy	1111.221	290899		78480		2597.3	3699.68	9573.69
(J. G. Hunt)	407.828	70445	11475	12087	56.119	1228.0		
Yacomo & Fuller	4155.900	399159	222851	14943	17.318	7936.0		
Armstrong & McDonald	41.590	9898					-4.46	210.20
Grace M. Sparkes	1169.487	342787	70583	13247	55.780	8647.0	11542.93	16678.78
R. P. M. Davis	9742.355	1730085	658185	345980	(1025.479)	48955.3	53115.99	154591.17
El Dorado Rover	4256.349	586353	420542	52941	413.765	22187.1	9458.82	3072.87
W. S. Segar	447.424	52642	61015	4276	161.401	2330.0	4280.92	5301.39
Fred A. Bennett	514.584	132682	96320	35780	9.120	1236.4	6436.30	13842.80
William A. Hooton	3870.969	136670		245833			860.21	30799.74
	25829.993	3778148						

COPPER ORES

C-Loans

	Tons	Pounds Copper	Ounces Au	Ounces Ag	Smelter Returns	Bonus
Lone Star Mine	9.4085	2181		24.1	$ 101.74	$ 99.60
Liberty Hill Gold Mine	313.2990	7681	121.112	1174.7	3428.43	372.55
Paul J. Dueker	47.2625		49.389		1166.22	
Universal Mining & Smelt.	438.214	25735			-493.21	2456.50
N. S. Oberon	407.3245	15346			-187.55	2188.24
Ralph C. Campbell	285.4835	16922			-165.03	2018.92
E. A. Borge	2157.7835	116815			-665.00	9396.98
Daily Mines Company	1545.280	46989		754.0	287.40	5378.32
Henson, Hale, Gemmill	14092.333	676030				
Mountain Copper Corp.	830.293	60729	57.168	84.6	3038.16	8188.07
Horseshoe Mine	1254.5815	72384	64.073		2636.51	8986.28
Yuma Copper Mine	1773.210	57538			-2880.14	8371.80
Paid Out-Copper Butte	3961.9425	232432			3364.06	28633.29
Haddy and Nelson	217.1595	15548			-112.55	1960.07
E. P. Hilton	62.251	2963	2.801	899.8	464.45	
Paid Out-Heron and Gribble	3057.1525	187068			-274.67	26927.25
Wisner and Glassburn	47.5000	2537	2.300	235.7	14.67	25.37
S. J. Landfair	844.090	37376			-920.76	5148.21
Hughes and Perry	61.738	12328			703.96	1702.86
A. C. Van Hook	37.343	1927	6.348	471.6	335.37	93.45
A. R. Flint	25.1635	1334			16.96	64.70
Sherwood B. Owen	1357.749	37649	31.980	4340.8	1113.14	4268.42
R. L. and C. M. Brown	1010.892	45632	20.544	2579.8	445.85	6639.45
J. H. Byrd	1011.115	73779		2757.1	-768.80	10307.69
	34848.569	1,748923	355.715	13322.2		

B-Loans

Orizaba	7814.7845	663671			23601.61	
A. R. Byrd	5699.4975	392801		25299.0	19434.7	
P. R. Helm	1951.686	171254		3341.2	444.5	
Bullard Gold Mines	8330.281	329238	758.572	621.3	3106.7	
	23796.249	1,556964	758.572	29261.5	46587.68	193443.73

Tucson, Arizona,
Nov. 26, 1935.

Cochise Co.

Mr. Chester B. Weiss,
Santa Rita Hotel,
Tucson, Arizona.

Dear Mr. Weiss:

The group of claims comprising the Sunset Mine in the Swisshelm Mountains twelve miles east of McNeil, Arizona, which I visited with you Nov. 24, 1935, are decidedly unfavorable for exploration and development, if the purpose of the examination was for determining whether the ore could be considered of sufficient quantity for purposes of developing a commercial low grade deposit.

Reasons for believing this conclusion are: first there is no body of intrusive igneous rock near or in the immediate vicinity as a source of mineralizing solutions; secondly, there is little or no evidence of metamorphism of the limestone indicating that there might be an igneous body beneath; and, lastly, the vein appears to be a massive quartz vein in a fault fissure carrying a small quantity of copper carbonate and specular hematite. There has been no conspicuous fracturing of this vein. Even the assay values, which mean nothing by themselves, could not prove that the vein was anything more than a barren quartz vein with a slight mineralization.

The property can barely be considered a prospect as there is no development of the vein from the tunnel and very little exposure of the vein on the surface. The assay values taken at the surface probably represent picked specimens or slight surface enrichment and not the true value of the unoxidized vein.

Upon these facts have I based my conclusion.

Respectfully submitted,

Alfred Rasor,
Geologist.

1710 E. 3rd St.,
Tucson, Ariz.

Tucson, Arizona,
Nov. 26, 1935.

Mr. Chester B. Weiss,
Santa Rita Hotel,
Tucson, Arizona.

Dear Mr. Weiss:

The group of claims comprising the Sunset Mine in the Swisshelm Mountains twelve miles east of McNeil, Arizona, which I visited with you Nov. 24, 1935, are decidedly unfavorable for exploration and development, if the purpose of the examination was for determining whether the ore could be considered of sufficient quantity for purposes of developing a commercial low grade deposit.

Reasons for believing this conclusion are: first there is no body of intrusive igneous rock near or in the immediate vicinity as a source of mineralizing solutions; secondly, there is little or no evidence of metamorphism of the limestone indicating that there might be an igneous body beneath; and, lastly, the vein appears to be a massive quartz vein in a fault fissure carrying a small quantity of copper carbonate and specular hematite. There has been no conspicuous fracturing of this vein. Even the assay values, which mean nothing by themselves, could not prove that the vein was anything more than a barren quartz vein with a slight mineralization.

The property can barely be considered a prospect as there is no development of the vein from the tunnel and very little exposure of the vein on the surface. The assay values taken at the surface probably represent picked specimens or slight surface enrichment and not the true value of the unoxidized vein.

Upon these facts have I based my conclusion.

Respectfully submitted,

Alfred Rasor,
Geologist.

1710 E. 3rd St.,
Tucson, Ariz.

C O P Y

1804 East Seventh Street,
Tucson, Arizona
June 20, 1930.

Mr. C. B. Flynn,
Santa Rita Hotel,
Tucson, Arizona.

Dear Mr. Flynn:

A very good way to have answered the question put by Mr. Mischler, "What reason is there to believe the Sunset Mine ores would improve with depth", would have been to have asked him, "What reason there was that they would not?"

I feel a keen interest in the future of this property, just because I induced you to take hold of them when I was sent by my company to South America and on that account could not go ahead with plans I had made for them.

The conclusion I formed after a careful inspection of the Sunset properties was that the ore deposition was derived from metasomatic agencies and doubtless from medium temperature solution and that the indications favored the existence of a large tonnage of low grade, but commercial ore, due to the exceptionally good location and nearness to smelters especially interested in obtaining this class of ores.

I based my conclusion on several other things, but mainly because of the very extensive area which showed a great degree of alteration, silicification of the limestones with development of jasperoids and the fact that in those areas at numerous points some fair sized bunches and pockets of high grade had been found.

Such large and extensively altered areas in limestones are as here found can rarely be shown to have been derived from agencies which develop purely superficial ore deposition, on the contrary such alteration is more generally associated with ore deposits derived from medium temperatures and from solutions that are closely, if not directly related to ddep seated igneous intrusives.

It is my belief and theory that what does not appear on the surface here will be encountered in explorations carried on at moderate depths below the surface, the existence of igneous intrusives in the limestone.

"For the development of replacement deposits, pathways that can be followed by the solutions are necessary. Joints and seams may provide them, but more commonly the fissures which were formed during or after the intrusion guide the solutions to the limestone. When the waters have entered a fissure the process of replacement begins at once but the products of interchange are not

confined to this fracture. On the contrary, the are spread in all directions, guided by minor structural planes, and replacement deposits in limestone are therefore characteristically irregular; it often happens that the original fissure may be difficult to discover, though genetically it is the key to the extent and the continuation of the deposit." Lingdren.

"The districts of Aspen and Leadville, Colorado; Eureka, Nevada; Lake Valley, New Mexico; Elkhorn, Montana, Park City and Tintic, Utah; and Santa Eulalia, Mexico, may serve as examples." (Lindgren).

"The so-called refractory siliceous ores of the Black Hills of South Dakota constitute the best examples of this type of replacement ores. For many years those ores yielded annually about $2,000,000 in gold and 100,000 ounces of silver, from about 600,000 short tons. The deposits from replacements of dolmite at two horizons in the Cambrian section of the Black Hills." (Lindgren).

"Limestones are almost always subject to silicification by the replacement of the carbonates with fine-grained quartz aggregares; the resulting rocks are more usually called "jasperoids" and look more or less like chert. Ore minerals develop abundantly by metasomatic action in such rocks." (Lindgren).

I could go on and write a good sized bulletin on the Sunset Mine of the Swisshelm Mountains and prove by such an eminent authority as Dr. Waldemar Lindgren there is sufficient favorable evidence to be found within the limits of this property to justify a considerable amount of exploration work being done there, but what would be the use, you are a most capable miner with excellent judgment and a long record of past achievements.

Whilst general business conditions everywhere are not as we would like to see them, yet I am confident you will not have a lot of trouble finding the required amount of financial assistance to do work on this property which in a few months' time should either prove or disprove the existence of a large and profitable mine.

Just feel free to call upon me anyting you think such advice as I might be able to give would be of use to you.

Sincerely,

(Signed) W. G. Reese

Value if Ore had been Shipped Crude.

	Assay								Total Metal.				
	Au	Ag	Cu	Pb	Zn	Tons	H_2O	Dry Tons	Au	Ag	Cu	Pb	Zn
Head sample Keystone Mil	.087	4.13	.40	4.8	4.4	350	1%	346.5	30.146	1431.0	2772	33264	30492.

Gold 100% @ 25.6734	2	23
Silver 100% @ 70.625	2	92
Copper, Lead } 5.2% x 75% x 4.4 cents	3	43
Zinc 4.4% x 60% x 3.3 cents	1	74
Total Metal value	10.	32
Less 25% of Silver value		73
Gross Value	9.	59
Less Working Charge	3.	00
346.5 Tons @ 6.59 per ton		$2283.44

Freight 350 tons	$4.95	$1732.50	
Federal Tax 3%		51.96	
assaying 7 cars.	$4.00	28.00	
Watching charge 7 cars	$4.00	28.00	
Demurrage	4.00	28.00	
Trucking	2.25	787.50	
Federal Tax 3%		23.63	2479.59
			396.15

Premiums

Zn 30492 x 77% = 23479 x 8.25	=	$1937.02
Pb 33264 x 86% = 28607 x 5.5	=	1573.39
Cu 2772 x 87% = 2412 x 11.6	=	279.79
		$3790.20

54
37
93

325 Heard Bldg.
Phoenix, Arizona
April 15, 1944

TULLY - Asst. Chief - Mining Division RFC - Washington 25, D. C.

Re: R. P. Cummings and M. O. Parker - Docket No. B-498 ND-5971

Enclosed please find my report, in duplicate, on the above captioned project. Also enclosed is applicant's application and supporting data.

CHARLES A. RASOR
Supervising Engineer

CAR:ep
Enc.
Report in Duplicate
Application & Supporting Data

RECONSTRUCTION FINANCE CORPORATION
MINING DIVISION
REPORT OF SUPERVISING ENGINEER

Docket No. B-498
Date of Authorization for Exam April 8, 1944
Date of Examination - April 11, 1944
Date of Report - April 14, 1944

1. NAME AND ADDRESS OF APPLICANT

R. P. Cummings and M. O. Parker
Route 3, Box 62
Phoenix, Arizona

Correspondent: R. P. Cummings - Same address as above

2. CHARACTER OF PROJECT

To purchase equipment for mining and milling a manganese placer deposit.

3. LOCATION OF MINE

Section 13, T. 7 N., R. 1 W, Humbug or Castle Creek mining district, Yavapai County, Arizona. Nearest railroad station on the Santa Fe is Morristown, approximately 32 miles via Castle Hot Springs. Roads are typical unimproved desert types that follow arroyos and usually impassible during severe storms.

4. APPLICANT

Mr. Cummings owns and operates a small service station on the outskirts of Phoenix, and apparently has been interested in some phase of mining. He was born and reared in Breckenridge, Colorado, a small mining community. Mr. Parker is a gravel contractor and has worked on some of the airports in the southern part of the state. The competency of the applicant is best illustrated by the discussion over the question of determining sufficient water for the operation. The applicant took me to a small spring on the side of a hill about one-fourth mile from the proposed mill. A small stream of water was flowing down the hillside. When the question of obtaining an adequate supply of water was proposed, the applicant stated that a Water Geologist from California determined with his instruments (doodle bug) that another water horizon lay 13 feet below the present one which is at an undetermined depth. I questioned the applicant how the Water Geologist knew that another water stratum lay 13 feet beneath. He said the instrument recorded waves given off by the water. When I said this was silly, he reminded me that he personally felt the waves being recorded in the instrument.

5. LOAN REQUESTED

$30,000 None recommended.

6. DESCRIPTION OF PROJECT

Applicant apparently holds by right of location 12 placer claims located on a mesa lying between the Agua Fria River and French Creek. These claims have been operated as gold placers at various times. The gold was recovered by both dry washing and by transporting the gravel to various sites where water was available.

In 1941 the applicant built a pilot plant to test the concentration of manganese pebbles occuring in the gravel bed, but this operation failed because of a lack of water. The application points out that 9.866 tons of manganese ore was shipped to Metals Reserve Stockpile in Phoenix, but I gathered the impression this ore was from another property the applicants own nearby.

I was taken over the project by the two applicants. All the test holes they took me to were partially filled with muck and must have been dug two years ago. Weeds and brush covered the areas where the applicants operated. Along a shallow gulch where most of the operations apparently have taken place, the thickness of the gravel bed was not over one foot and faded out to an inch or less away from the basin until the outer vein showed no manganese pebbles or gravel. This gravel lies on a coliche bedrock overlying soil. All the pits penetrated into the soil and by digging into the banks of the pits I could not observe any manganese pebbles in this material. One place down the gulch about one half mile, the applicant claimed to have dug a trench and obtained 600 lbs. of manganese per cubic yard. I was unable to see the trench.

About one mile north of the placer ground the applicant proposed to build the milling plant to treat the ore. The mill was to be built on the east bank of French gulch. Directly west on the other bank is the spring which the applicant proposes to develop for water.

The applicant has no physical assets except the placer claims. There was no machinery for mining or any equipment for milling. Thus the milling plant and all mining equipment would come from loan funds. The applicant had dug down on the spring about 9 feet and built a wooden casing from which 10 gallons of water, more or less, flow per minute.

COMMENTS OF SUPERVISING ENGINEER

I do not recommend that the applicant be considered for a loan of $30,000 because of the following reasons:

1. The residual placer on the low-lying mesa is limited in extent and varies from a foot to inches in thickness.

2. Applicant has done no work here for over a year and one half. Samples could not be taken as the original test pits were caved and I saw no reason to dig new ones.

3. Applicant has not shown that sufficient water could be developed if there was sufficient gravel to mill.

4. There is not one piece of equipment for mining or milling. Applicant apparently dismantled and sold the pilot mill.

5. Applicant is incompetent to handle a mining operation.

CAR

CHARLES A. RASOR
Supervising Engineer

"Miscellaneous" Mercury Mines

Info.

Mercury Tunnel.

200 feet to end of ore zone @ 10 — 2000.00

120 feet of raise (3 x 40') — 1200.00

Sink 100 feet (Drift at 50 feet & raise 50' — 50 a foot — 5000.00

(Drift at 100' & raise 50' — Drift 200 at 10 — 2000.00

Raise 100' at 10 — 1000.00

11,200.00

#1 Shaft.

Sinking 100 feet — 5000.00

2 — 100 ft Drift — 2000

1 — 100' Raise — 1000.

8000.00

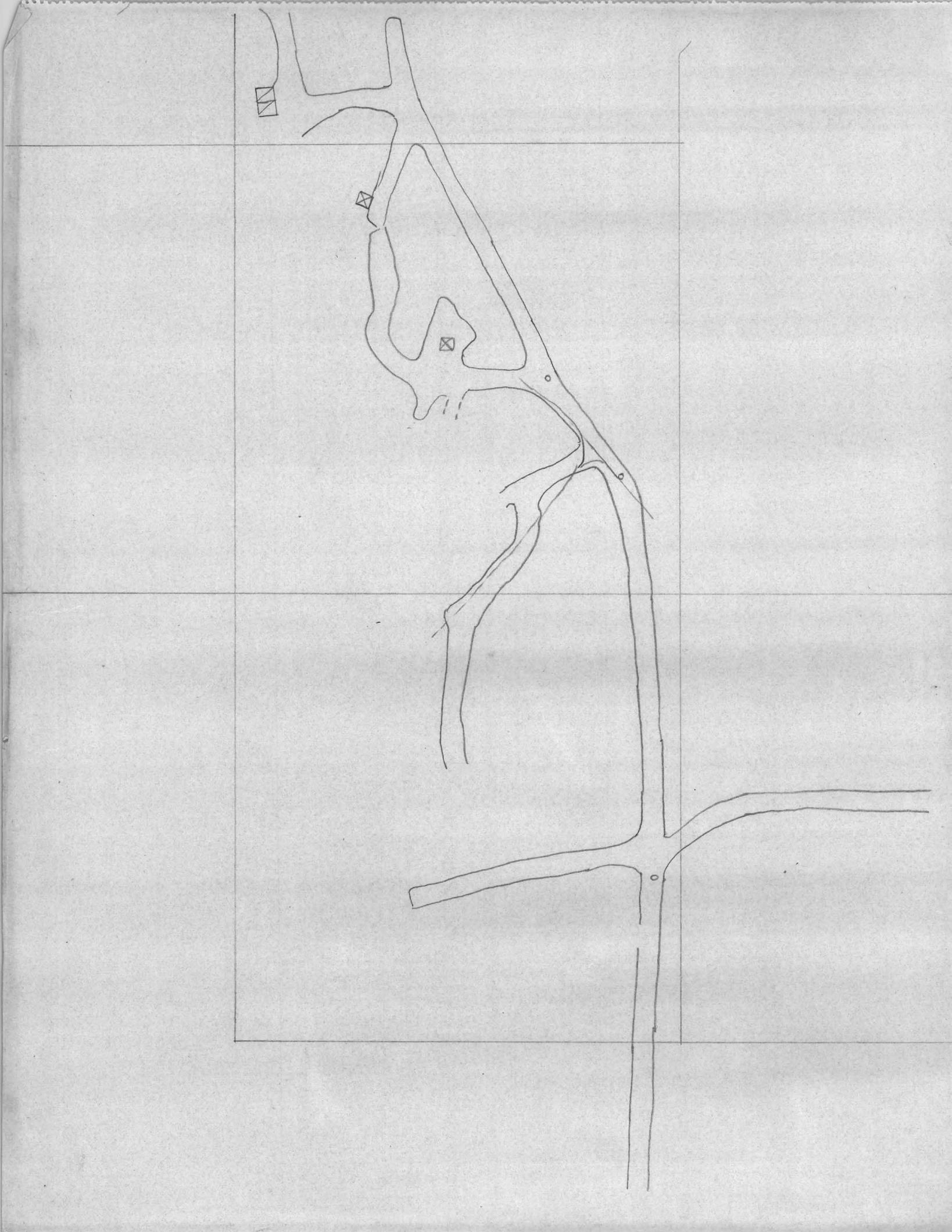

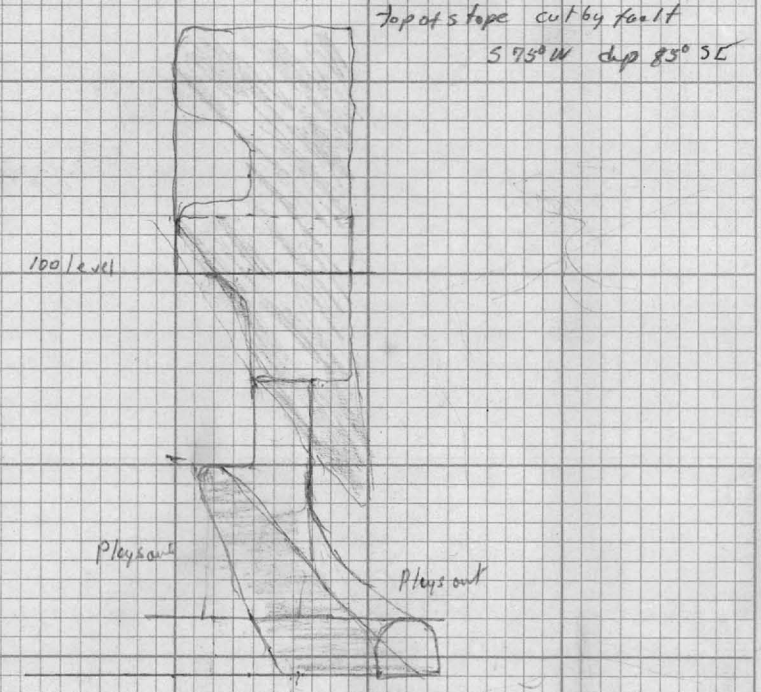

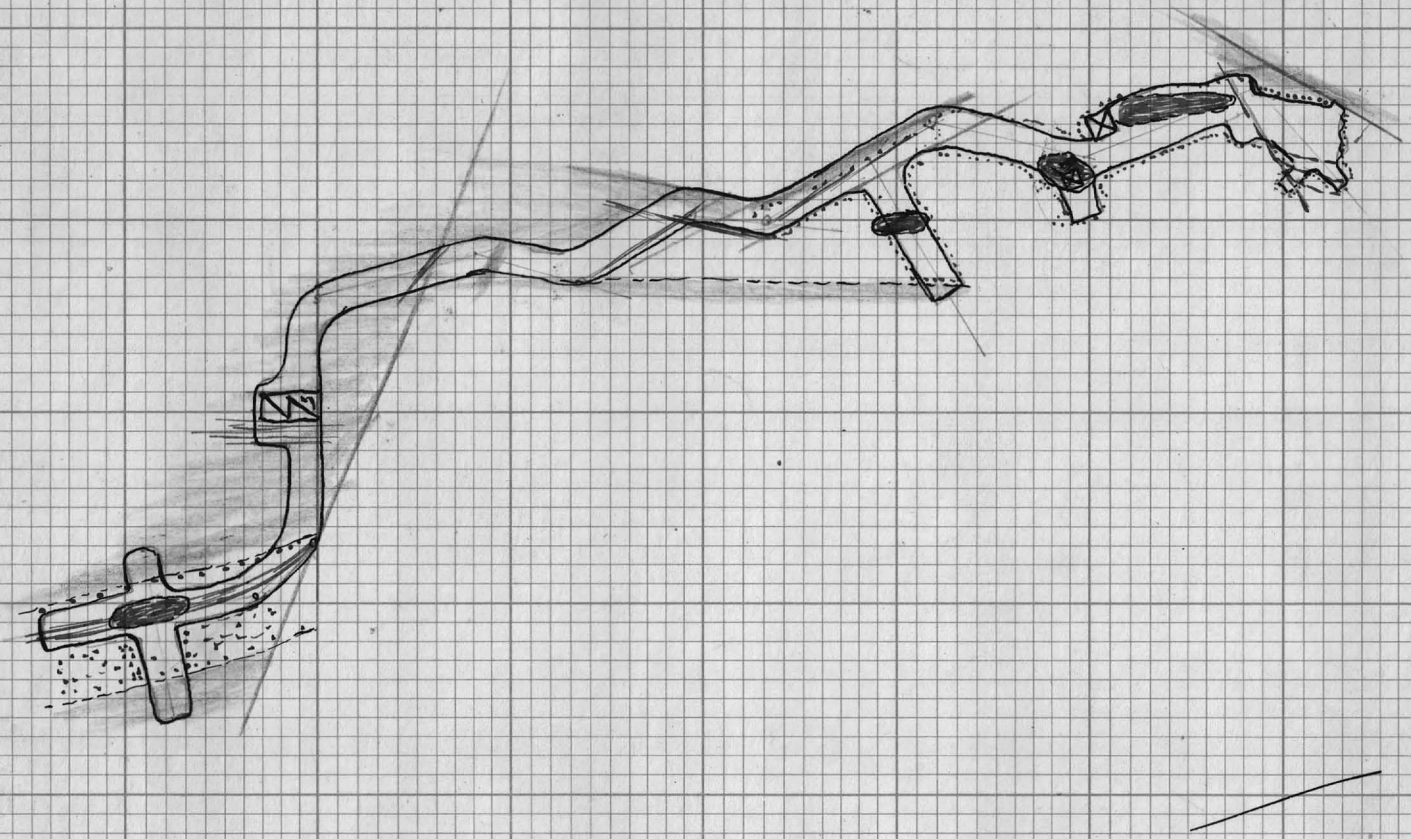

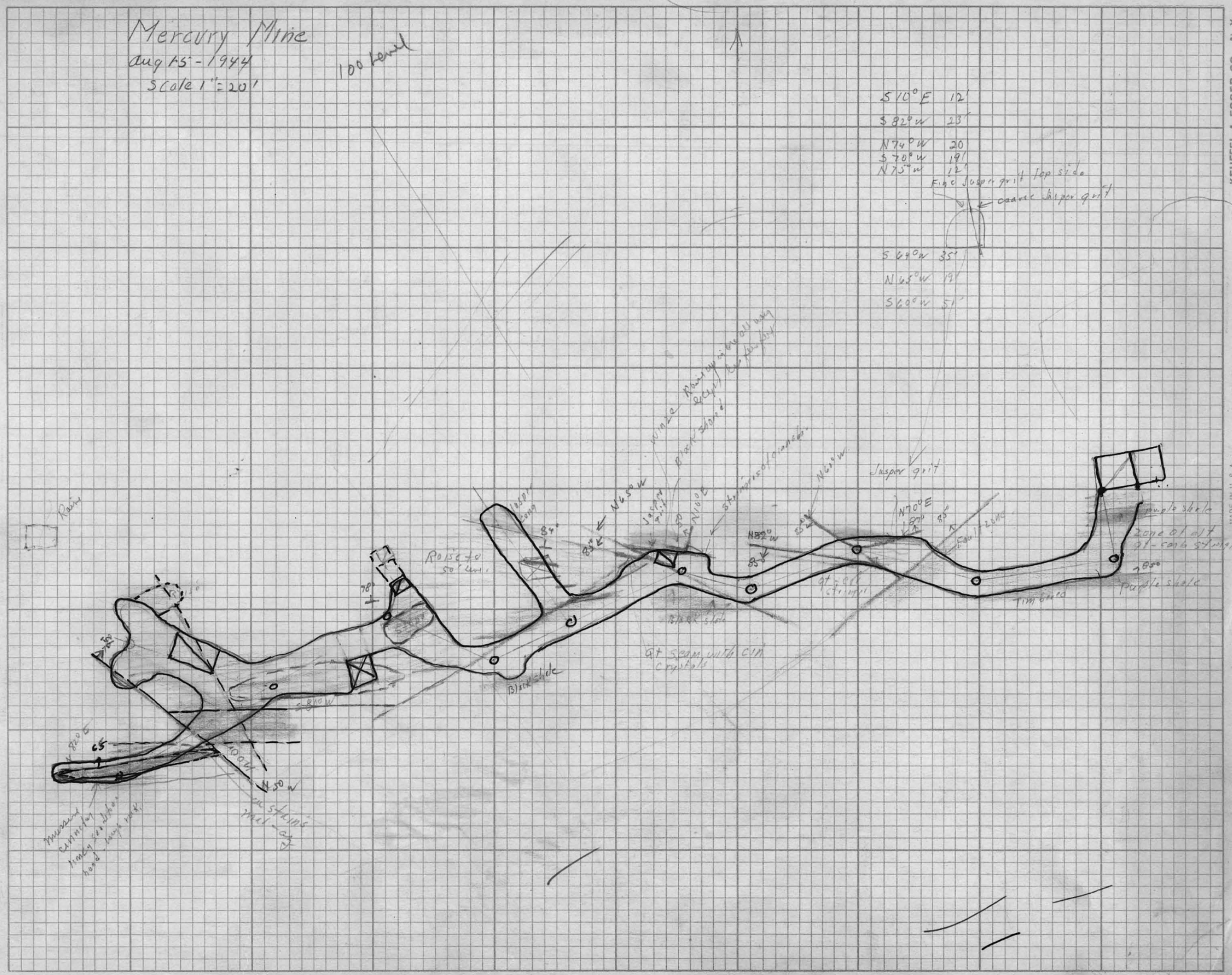

Mercury Mines

Surface Map.

1" = 50'

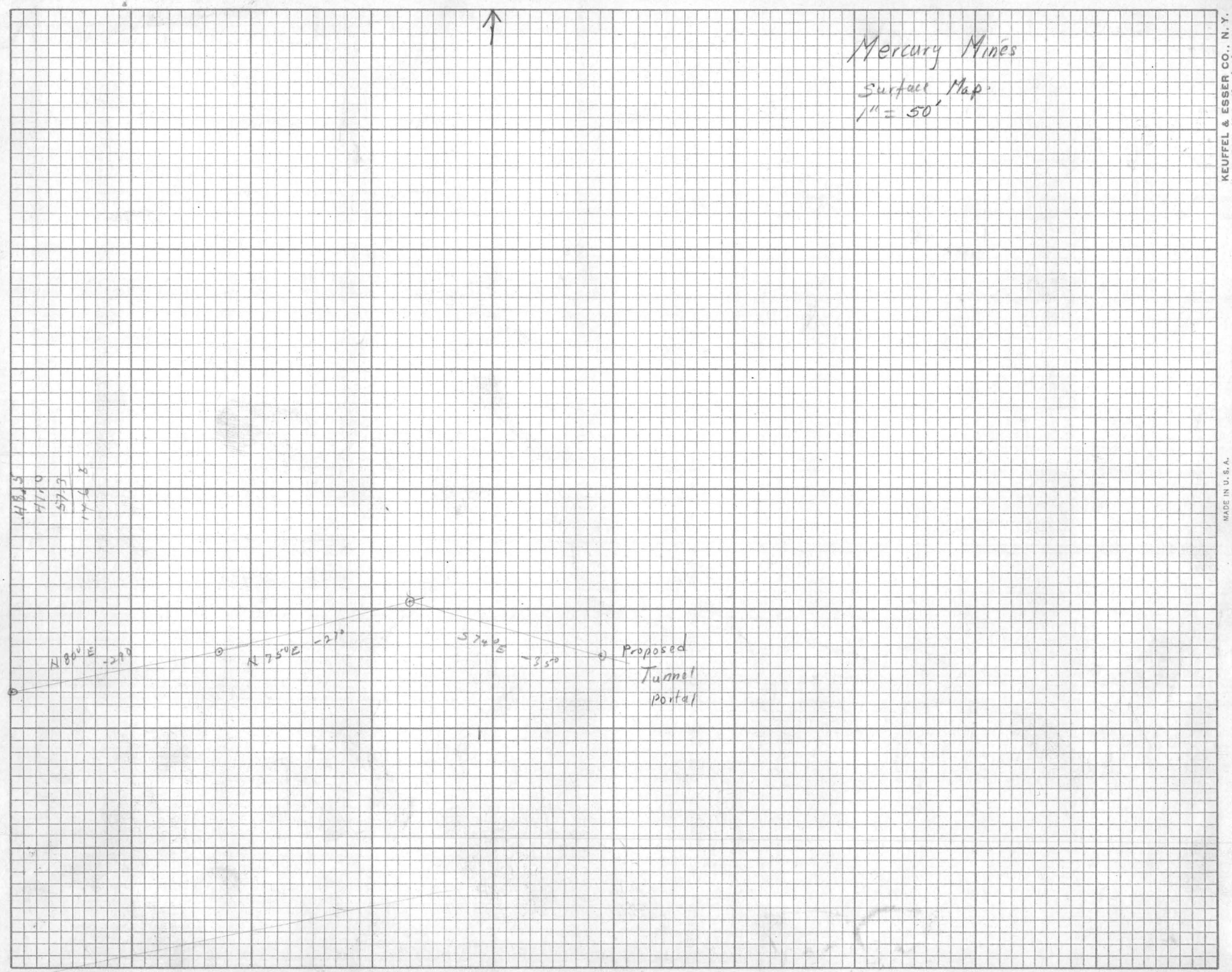

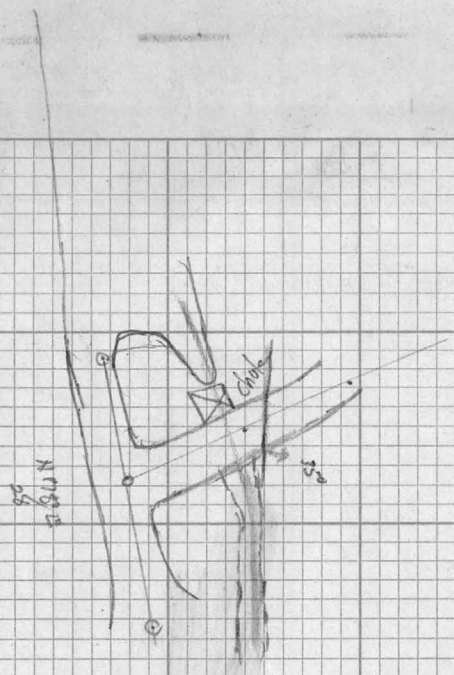

April 27, 1943
Scale 1" = 50'

N25°W 34'

Ore bearing rock

Qtz rib
N85°E

Purple shale

North part of cong zone

Double wooden pegs

N30°W 100' +11°

Raise to surface

Error

Raise to E Tunnel

on same direction
396' to 1/2" IP
set in conc.

4230

Top of
Shaft
highest outcrop
Hq.

S21°W 22' 0°
S24°W 100' -24°

B Tunnel

A Tunnel

4104

4230
4104
126

standard
conc.

06
4086

put
0°

hidden post

Post
33' to cor

S68°W 100' +10°
S68°W 100' +6°
S68°W 76' +10°
N83°W 55' +3'
N81°W 100' 0°
N87°W 396' 0°
zone out
est

S2°W 108' 10°
S47°W 100' 0°
" 98' 0°

N30°W 100
1" = 52'
N62°W 15'
S88°W 100'
S86° 23'

W 20°
S82°W 85
S57°W 31'
S80°W 38'
S83°W 104'
S78°W 36'
S48°W 100

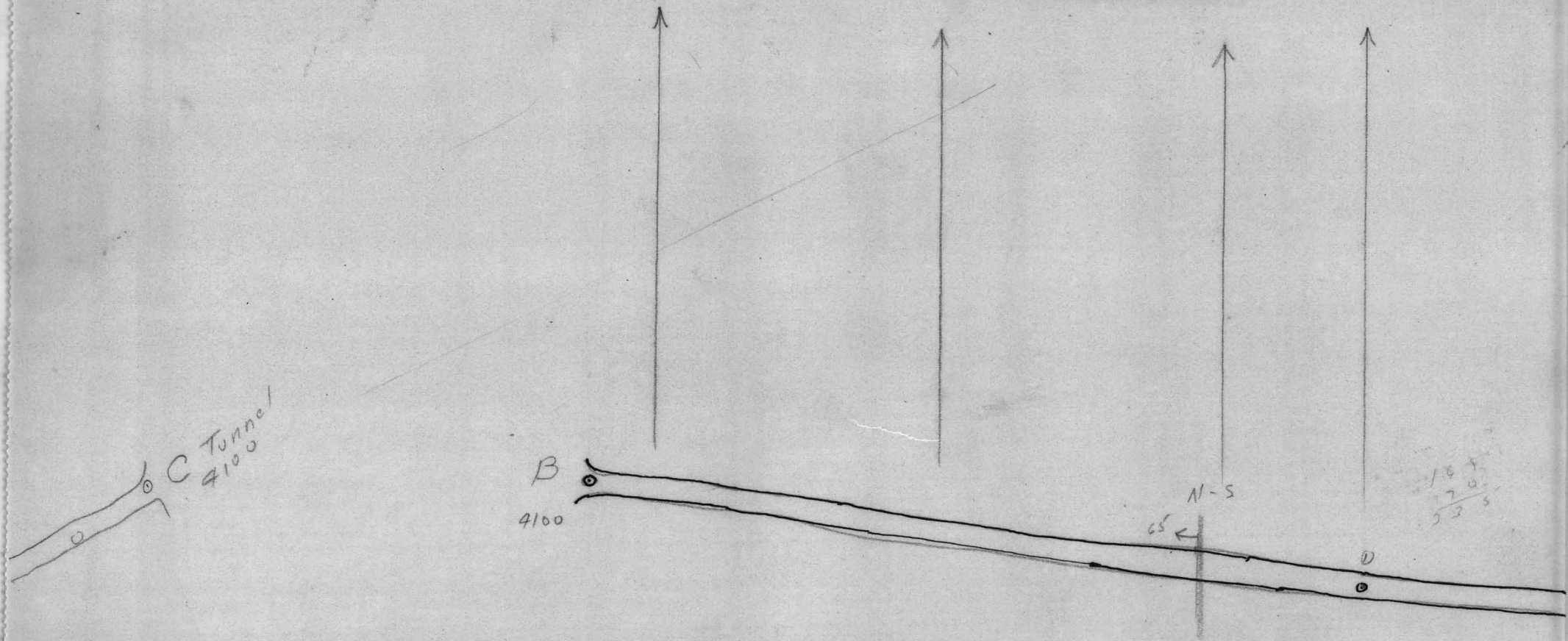
C Tunnel
4100
B
4100
N-S
65
D

March 3, 1944

Scale 1" = 20'

35'

25' long

3
60
150 0
3
15 145 = 0 1300

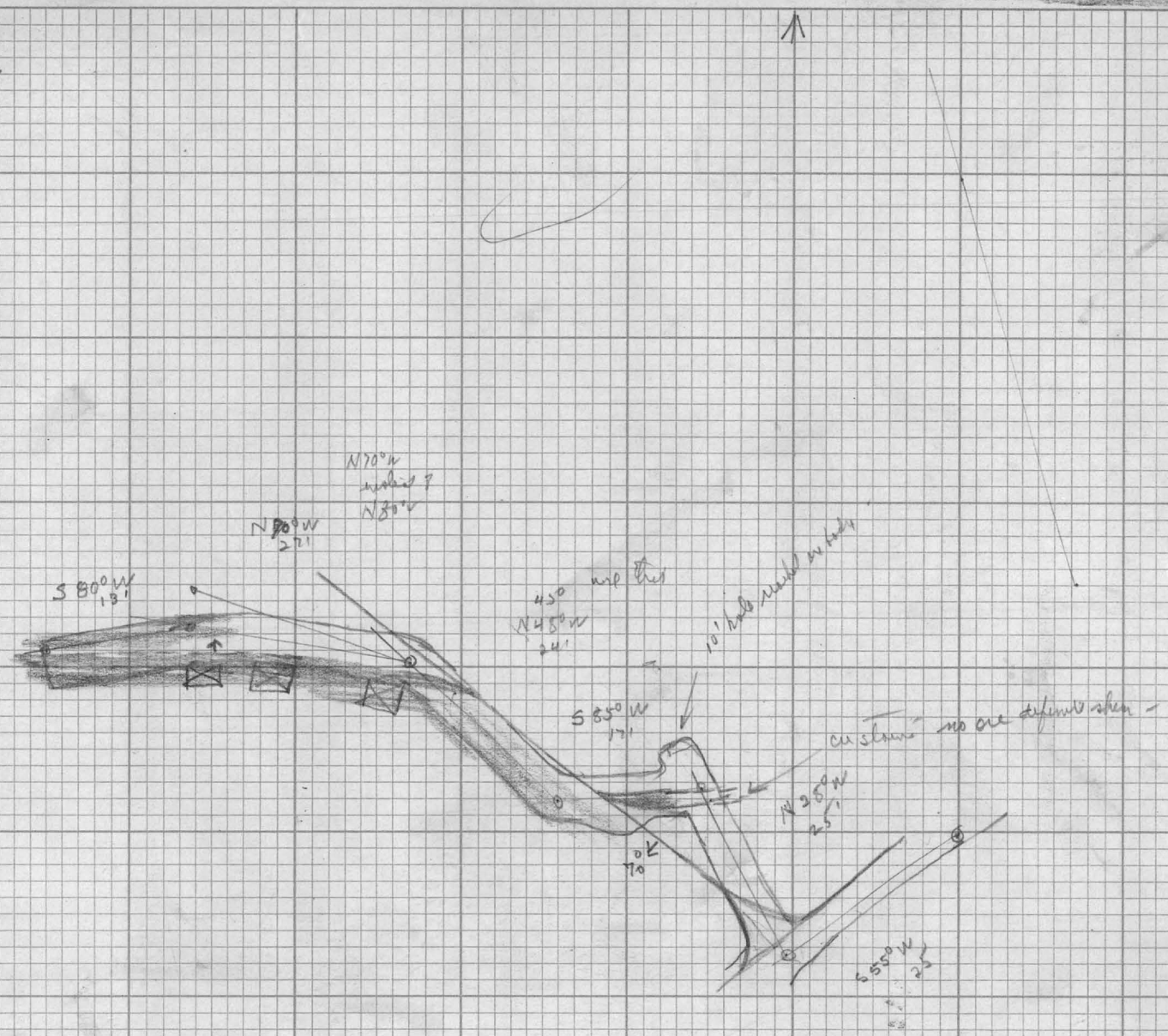

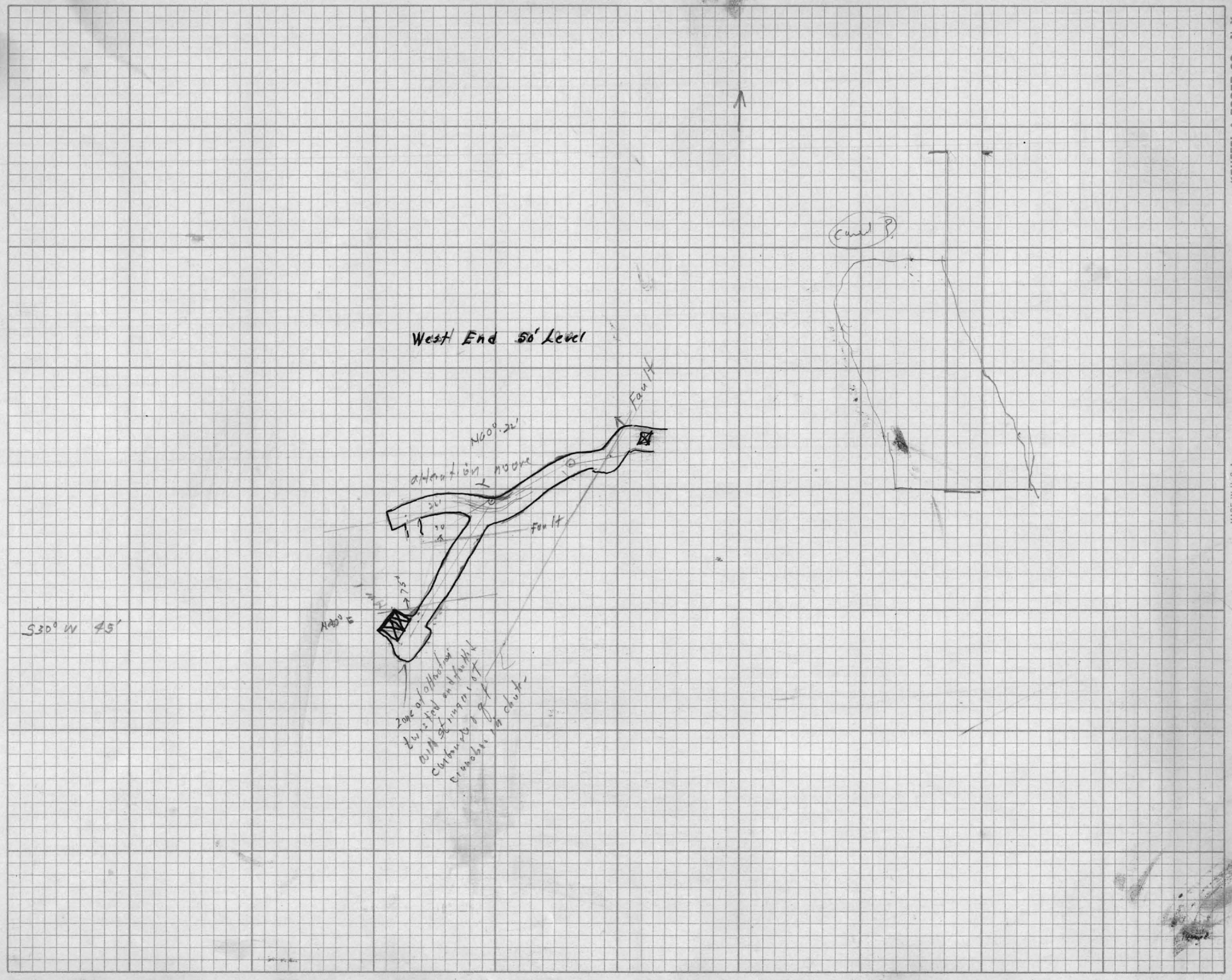

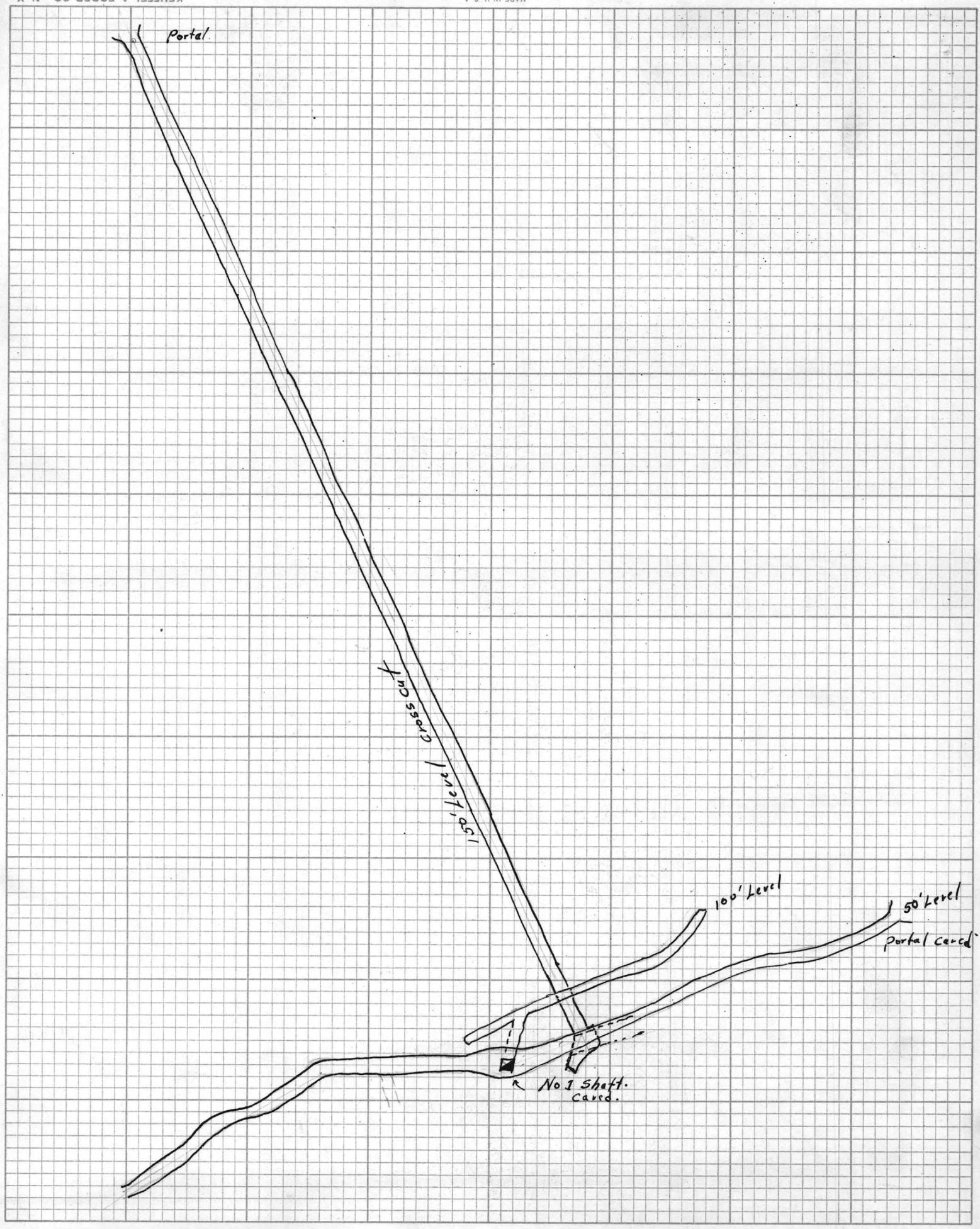

Labor Cost Per F'oot $6.00

Supplies Cost Per F'oot - $3.19

$9.19 Per foot for 364' of drift


B Tunnel.
50

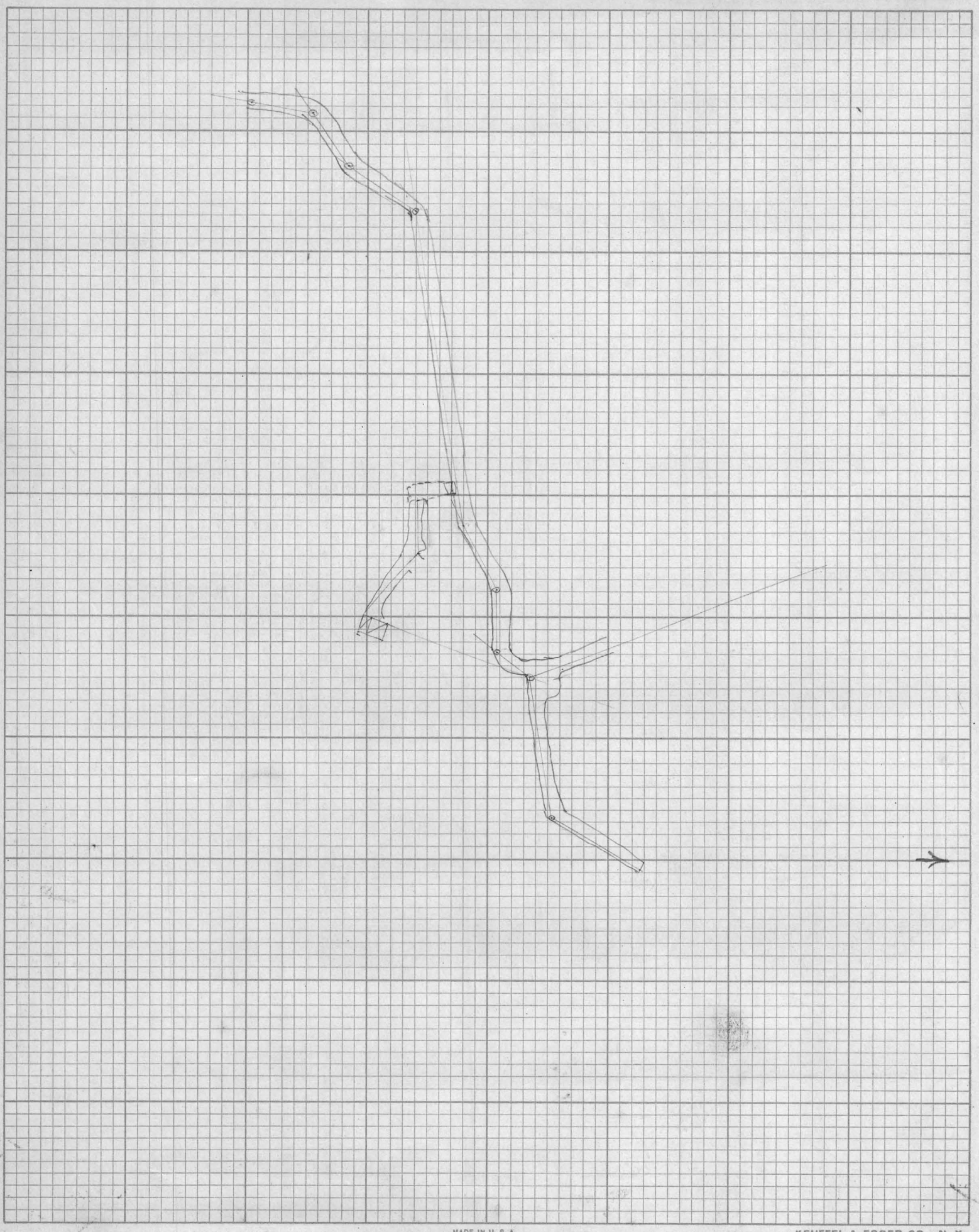

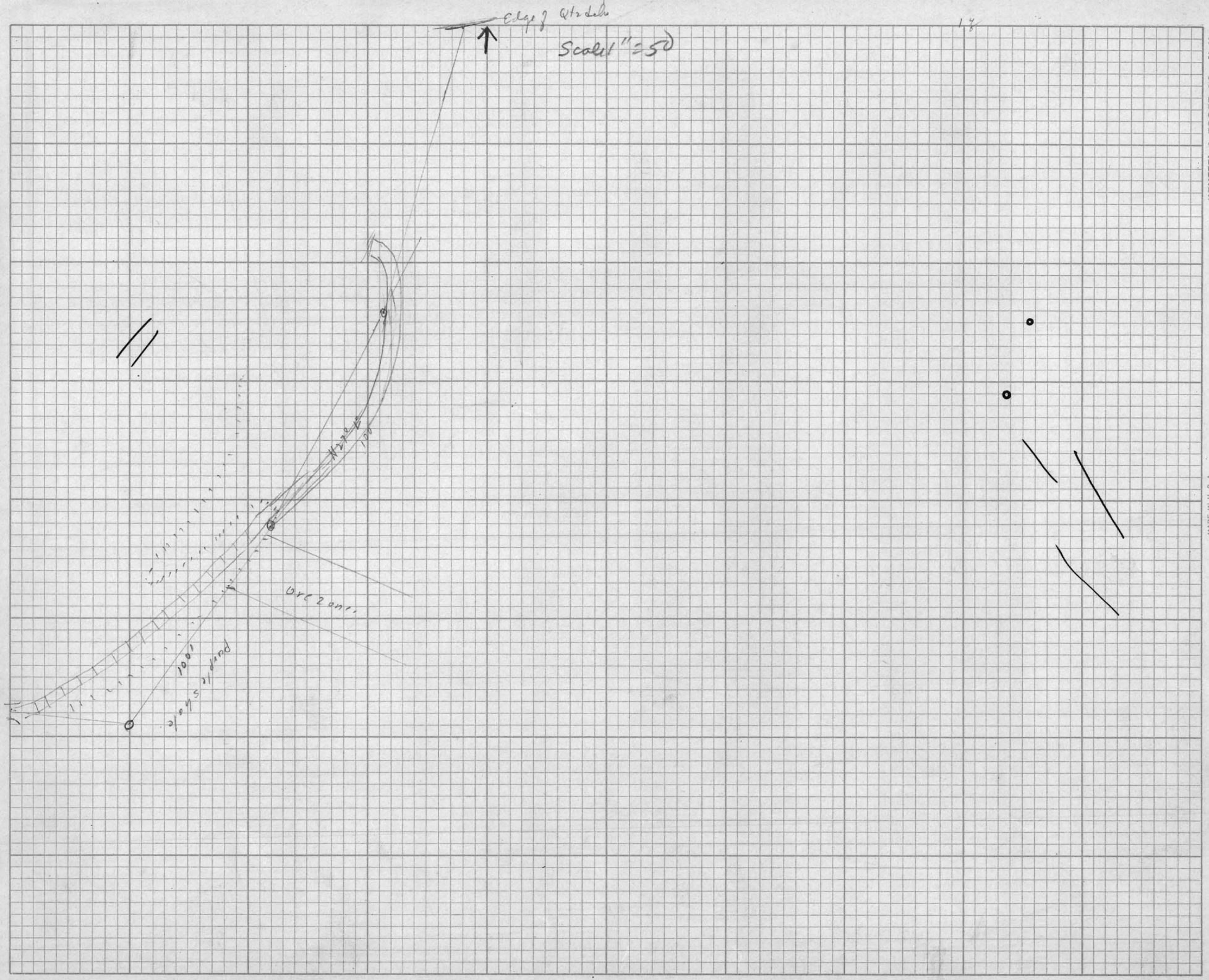

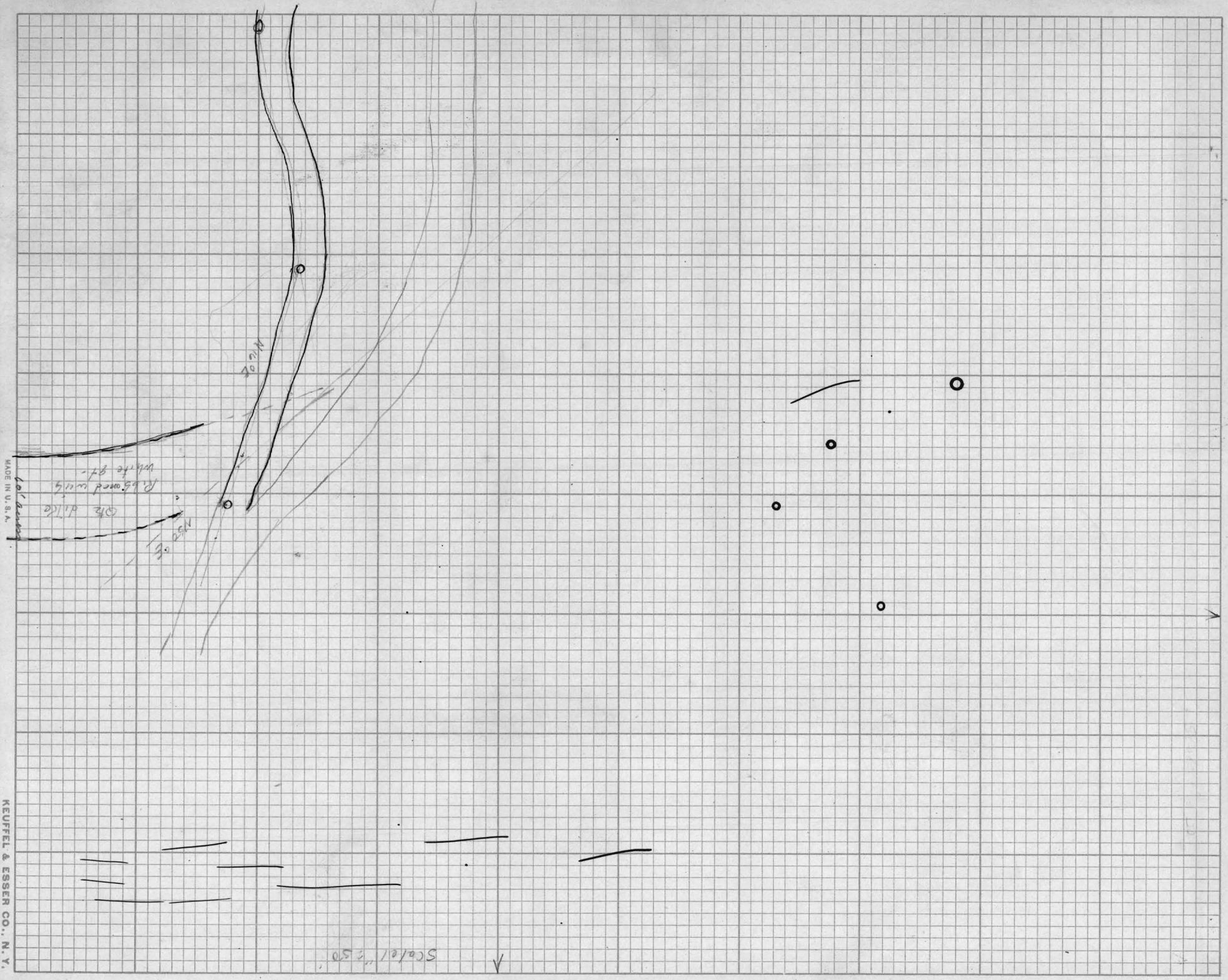

Map of Shaft No 1.
Scale 1" = 30'

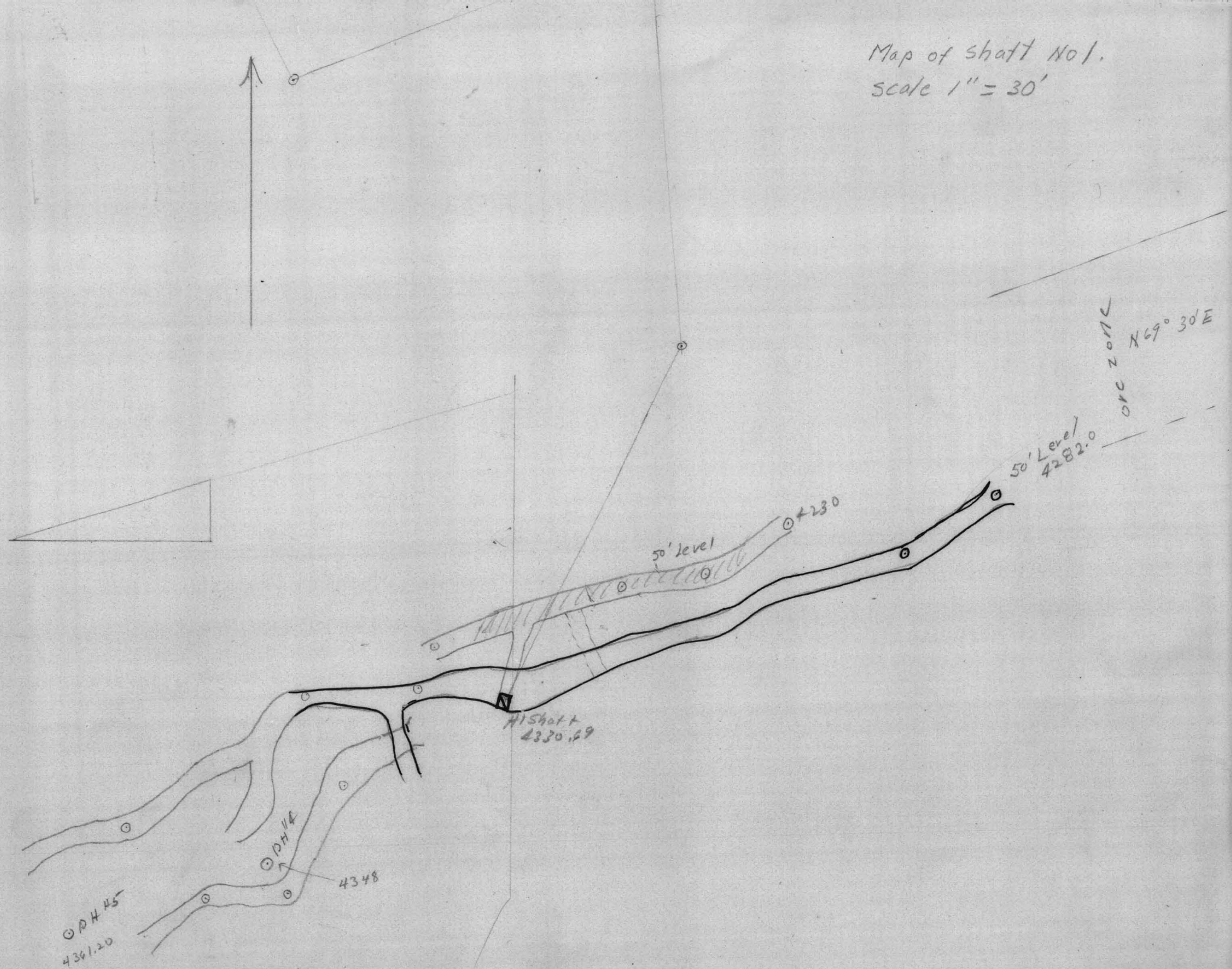

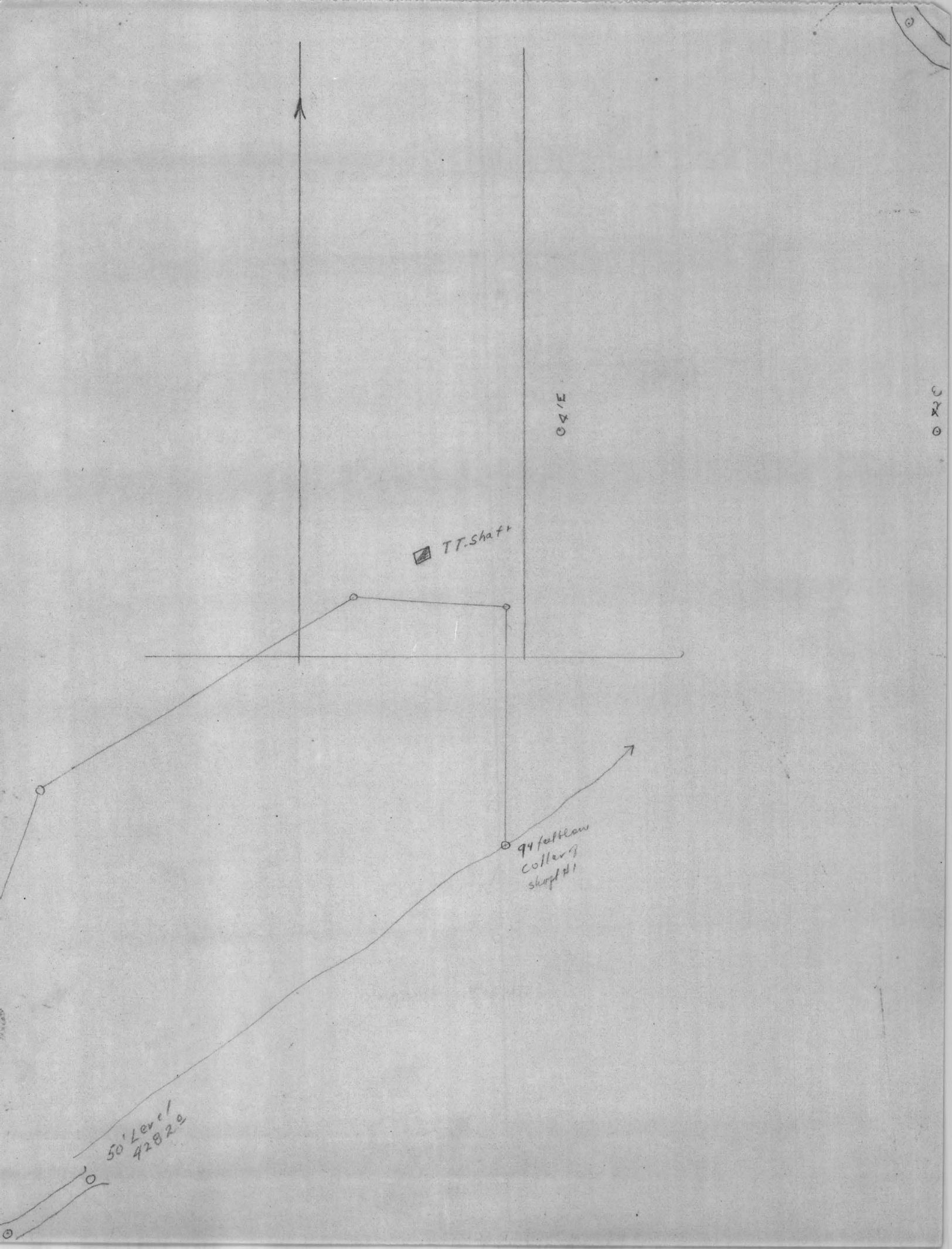
TT.Shaft
94 feet low
collar of
shaft #1
50' Level
42820

4282
4230
52

4331
4282
49

N.

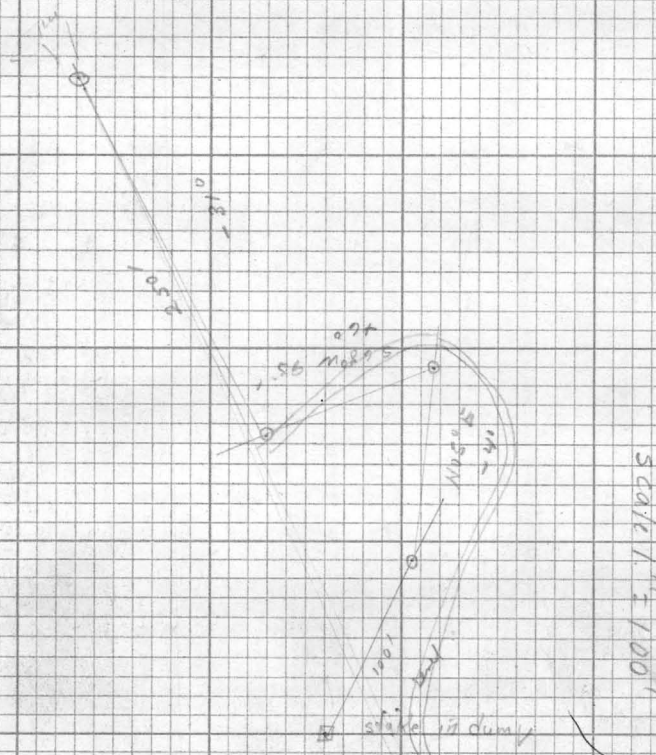

Sheet No 1
Dec 24, 1941
Scale 1" = 100'

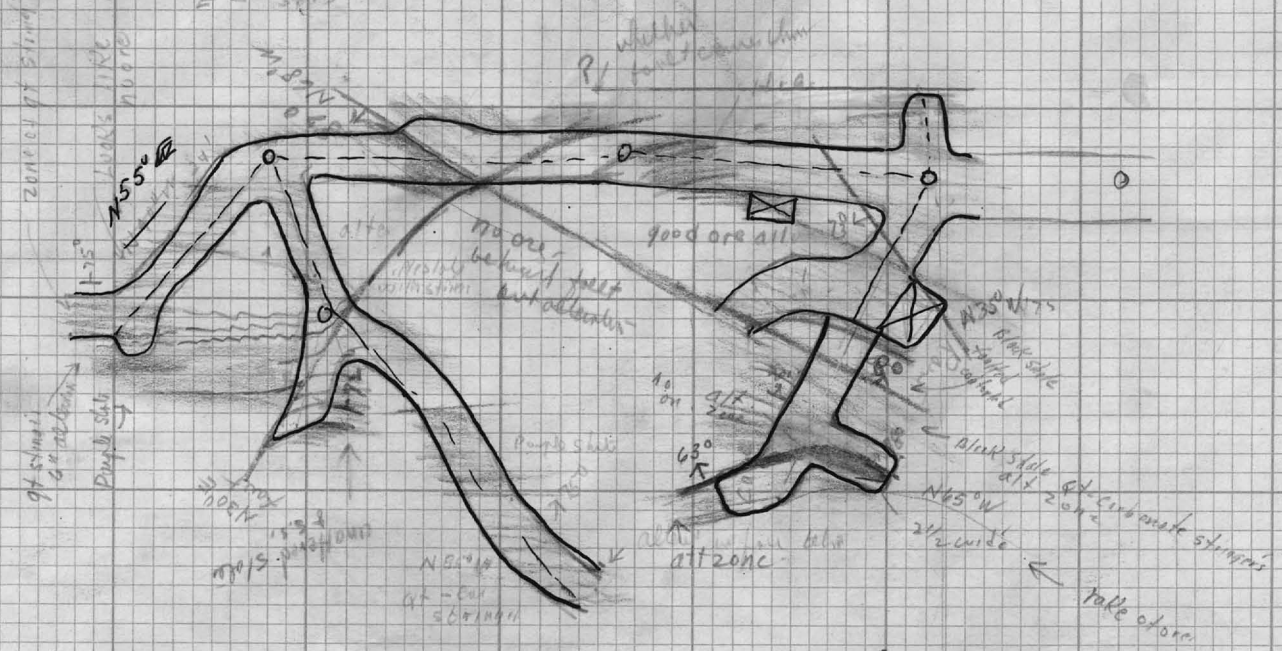

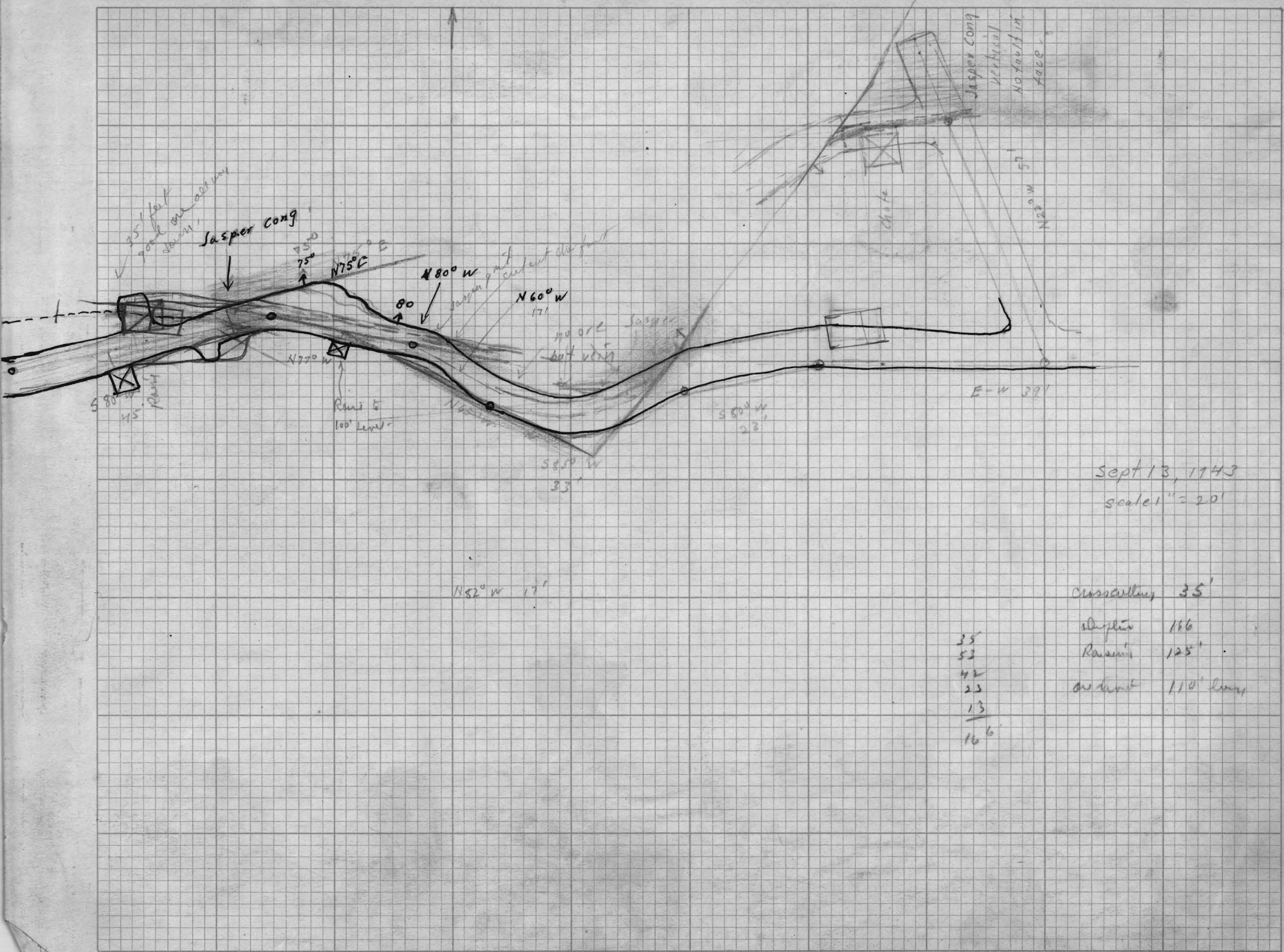

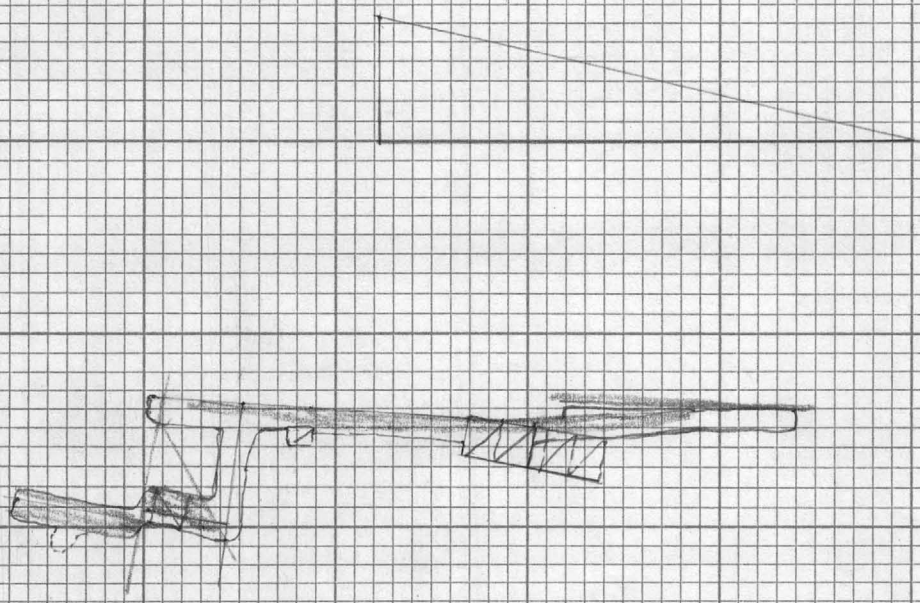

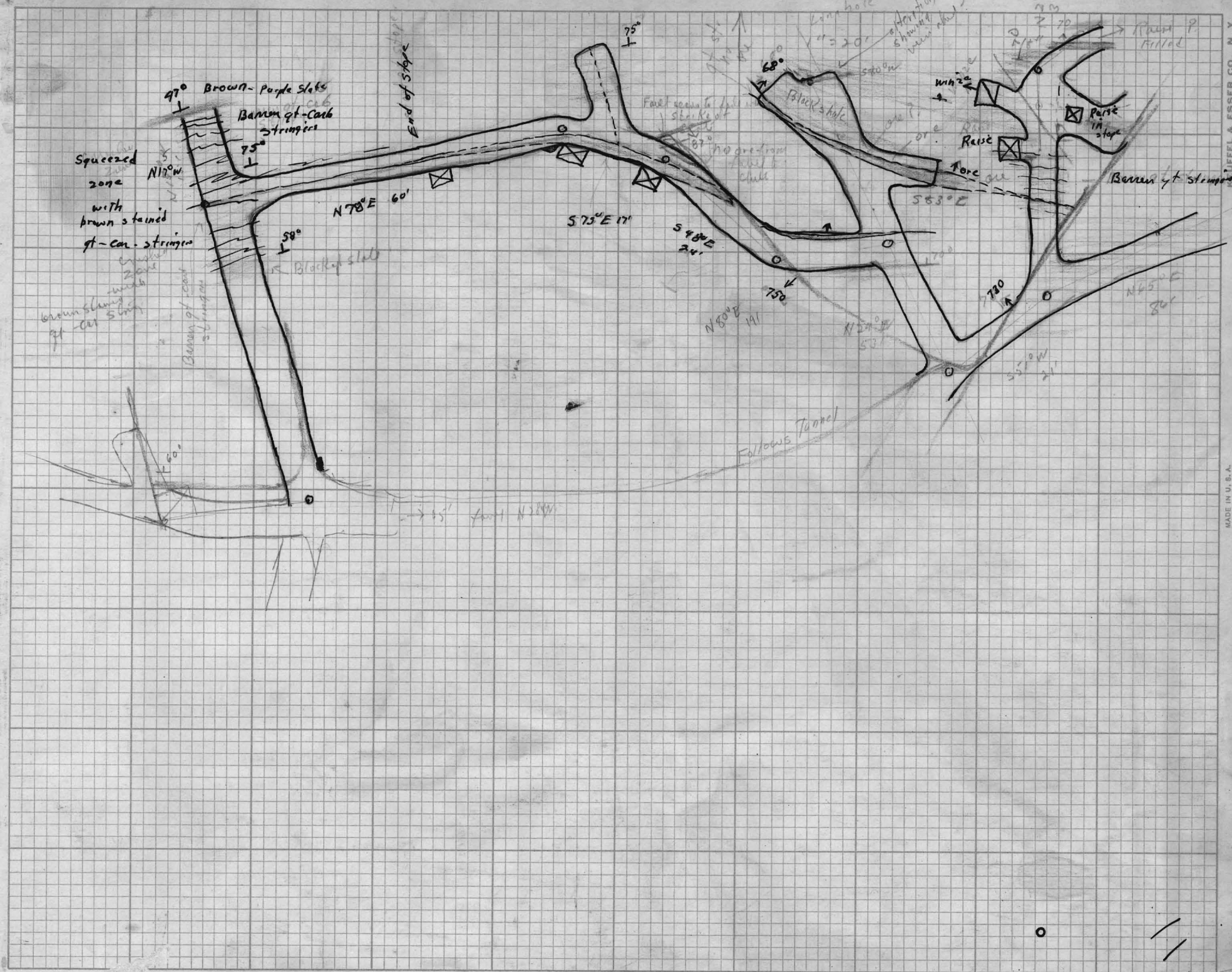

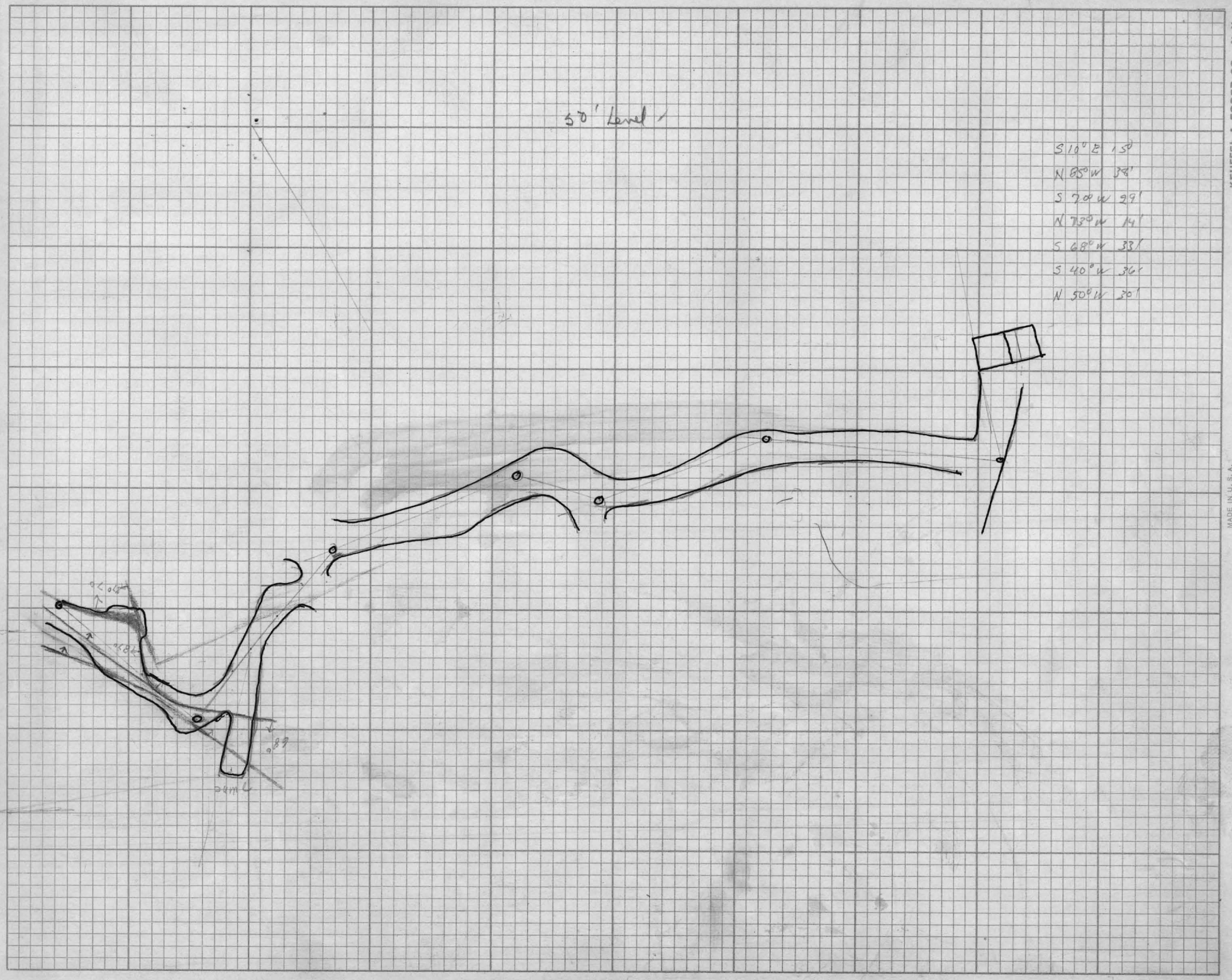

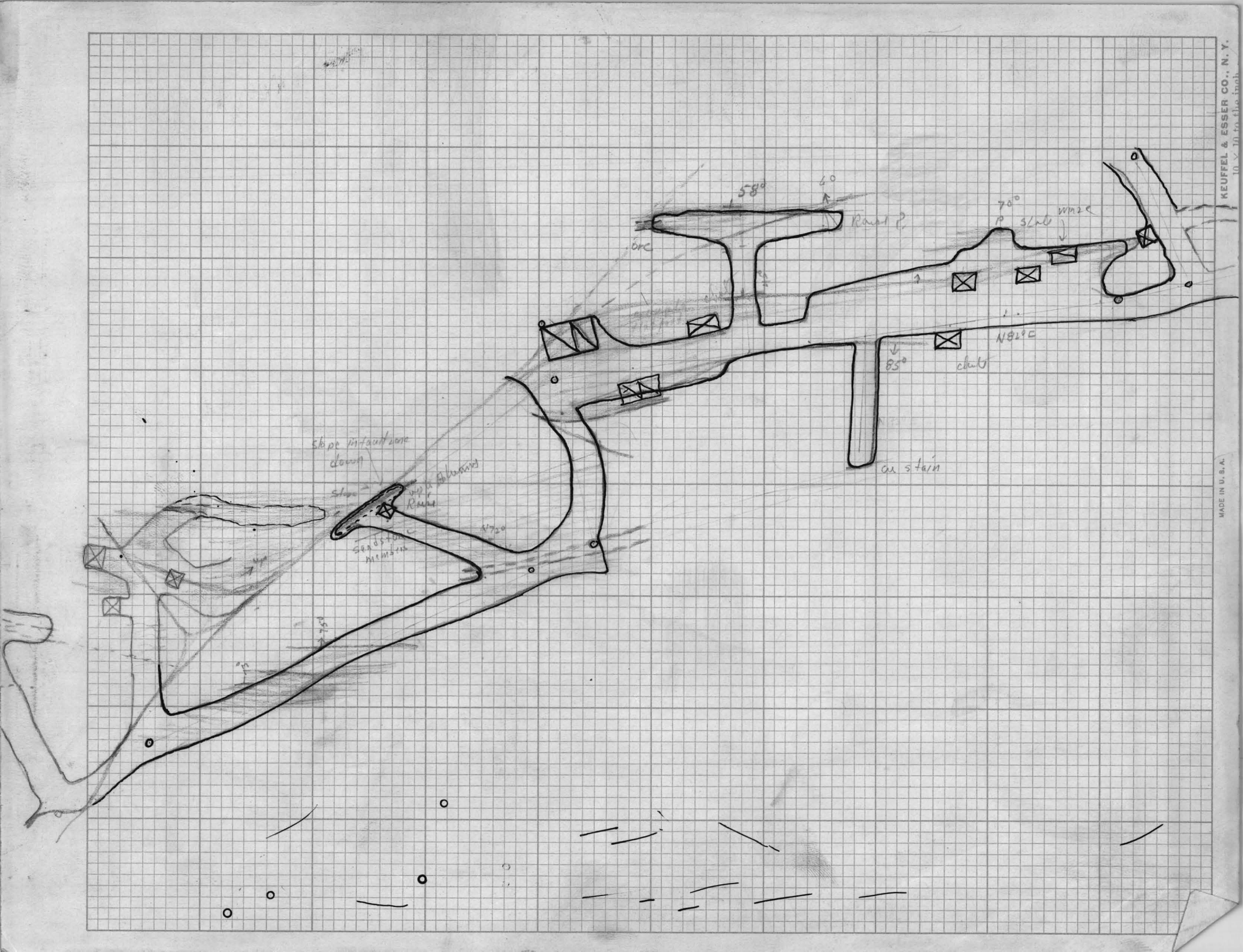

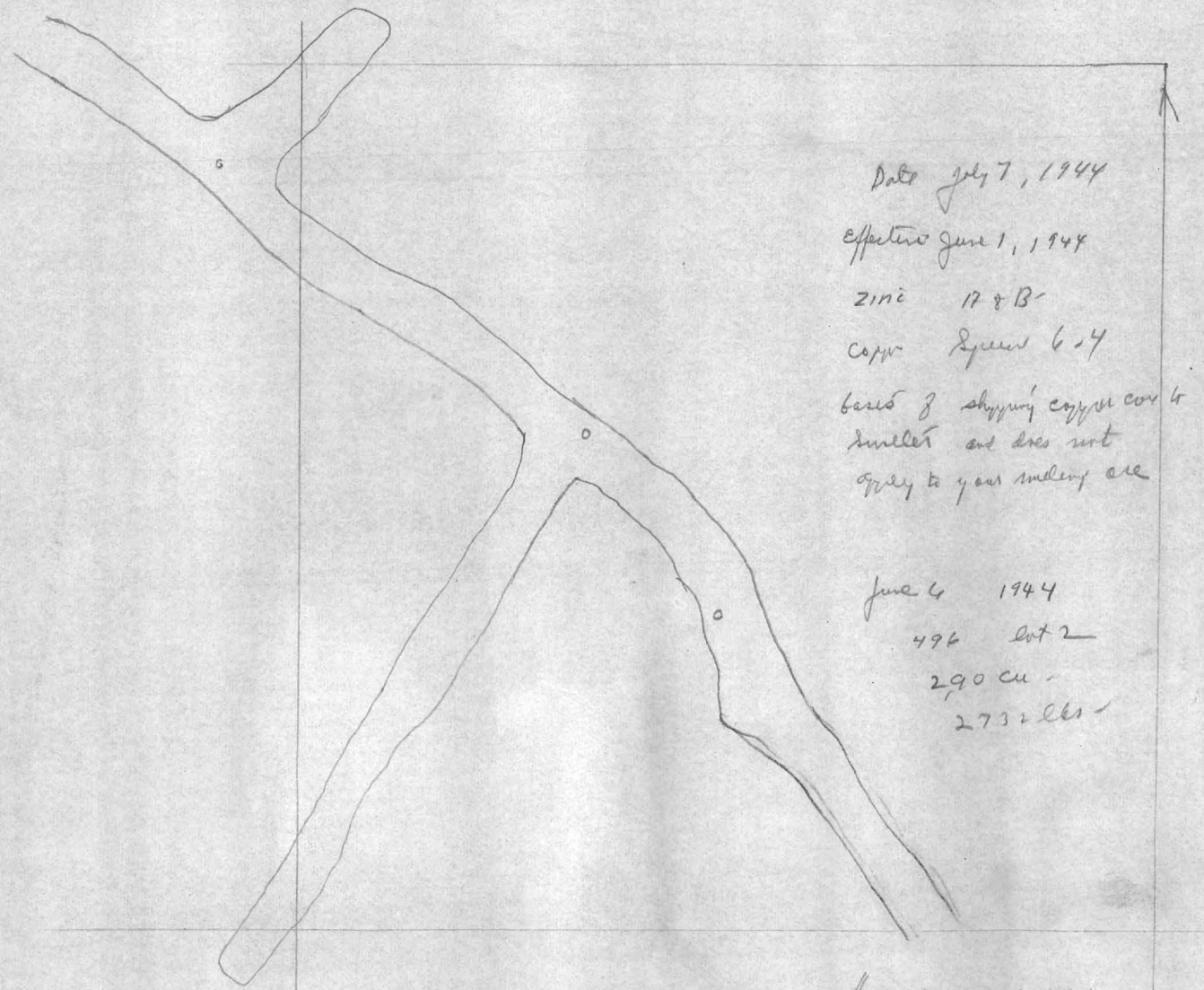

Date July 7, 1944

Effective June 1, 1944

zinc 17 & B-

copper Spread 6-4

based & shipping copper cov 4
smelter and does not
apply to your smelting ore

June 4 1944

496 lot 2

290 cu -

2732 lbs -

18.000 more g ore
on dump - net 4 Horton

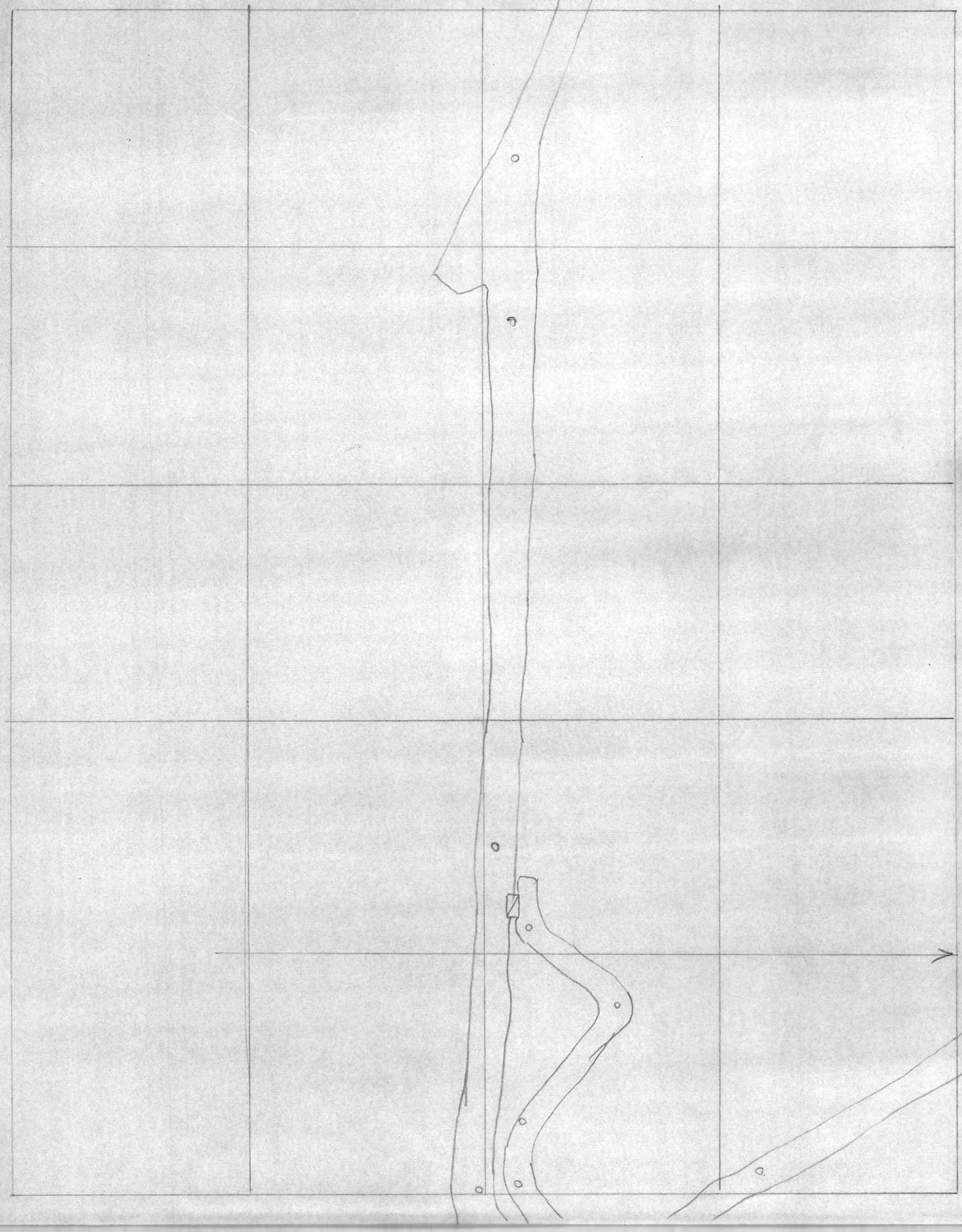

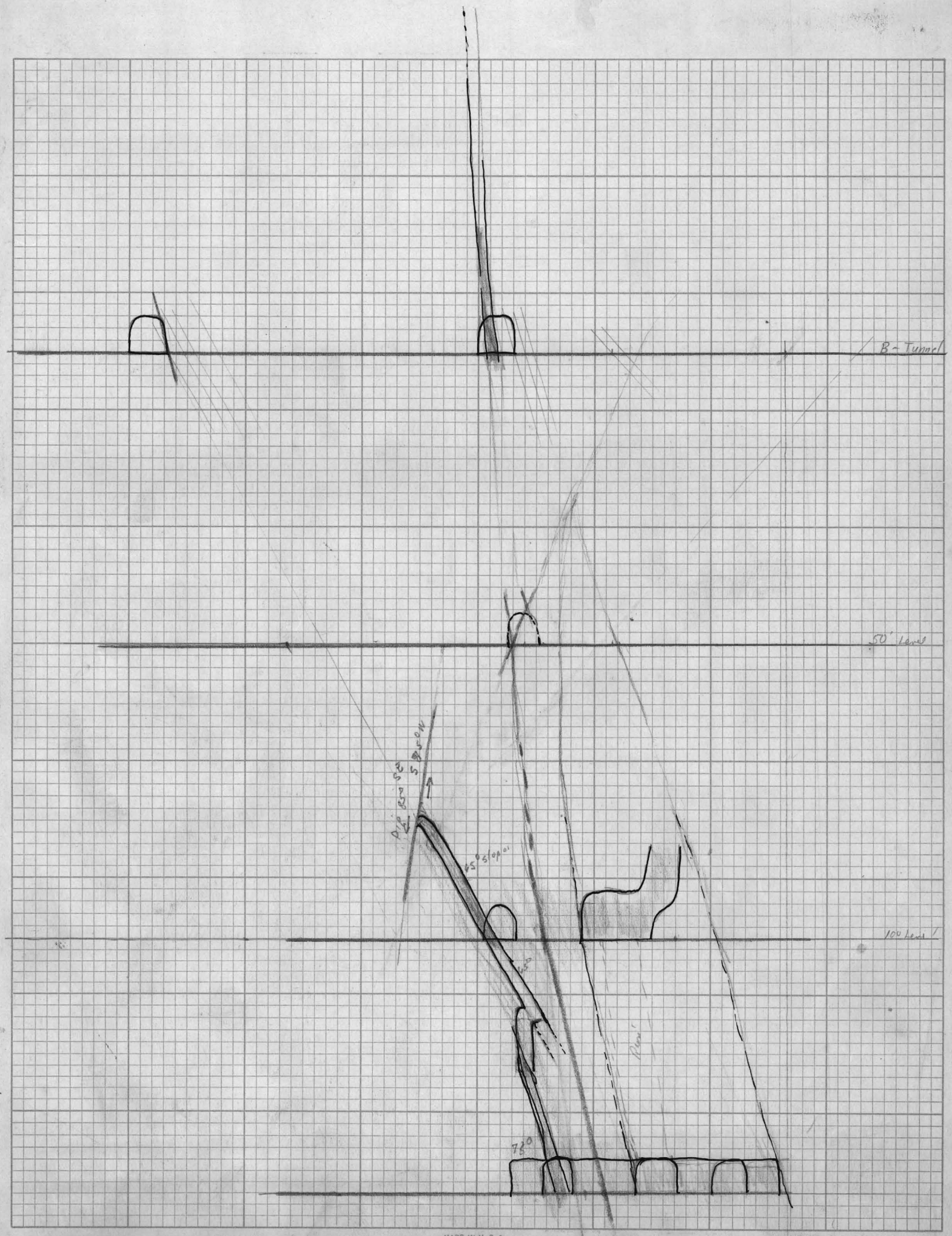

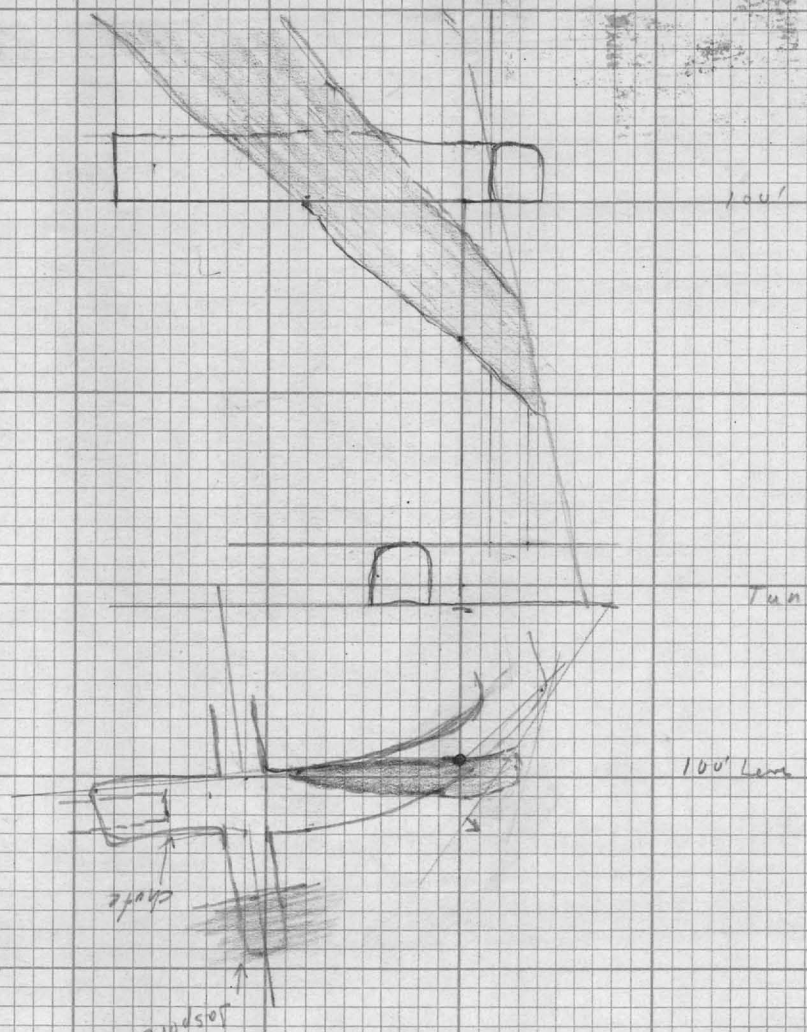

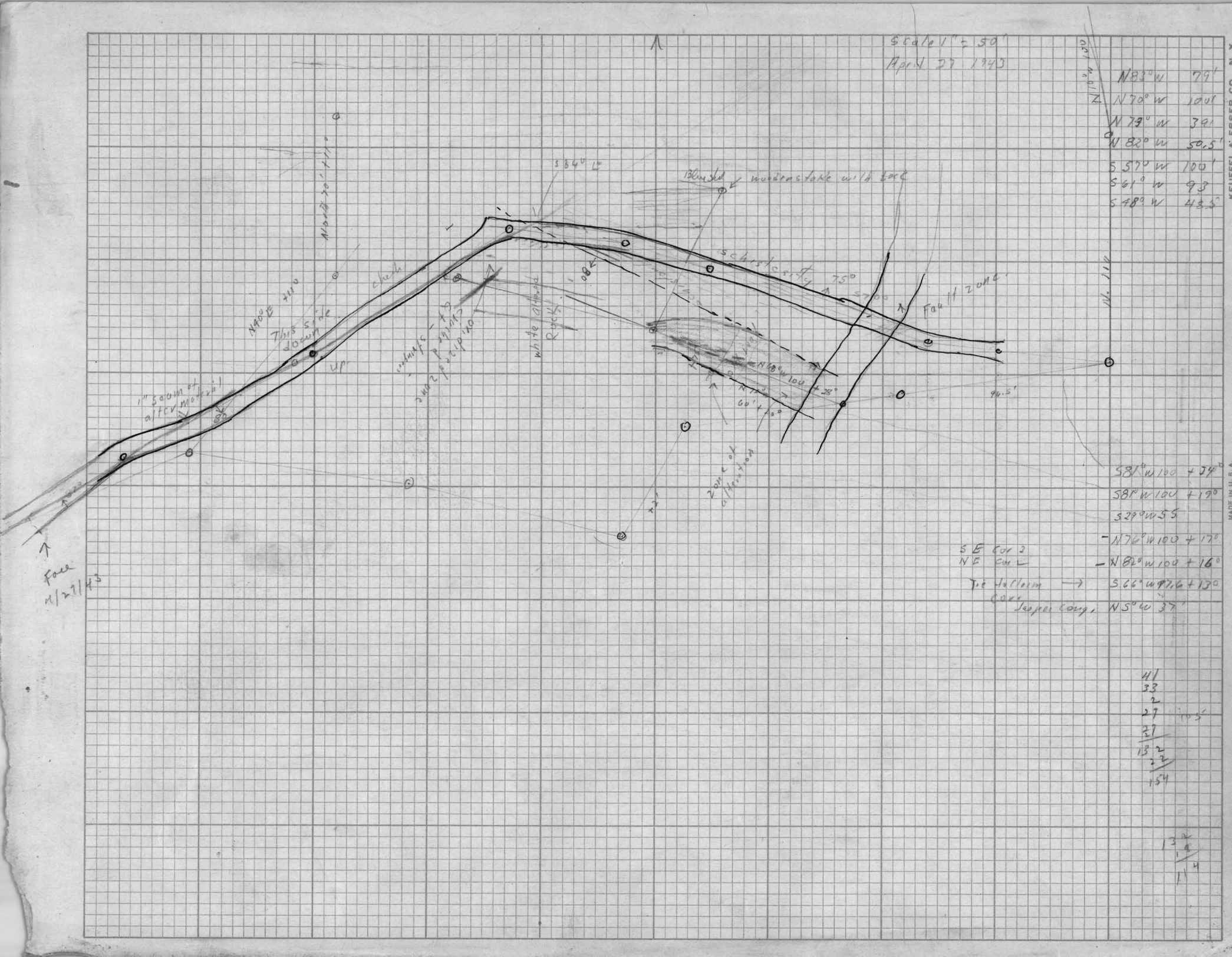

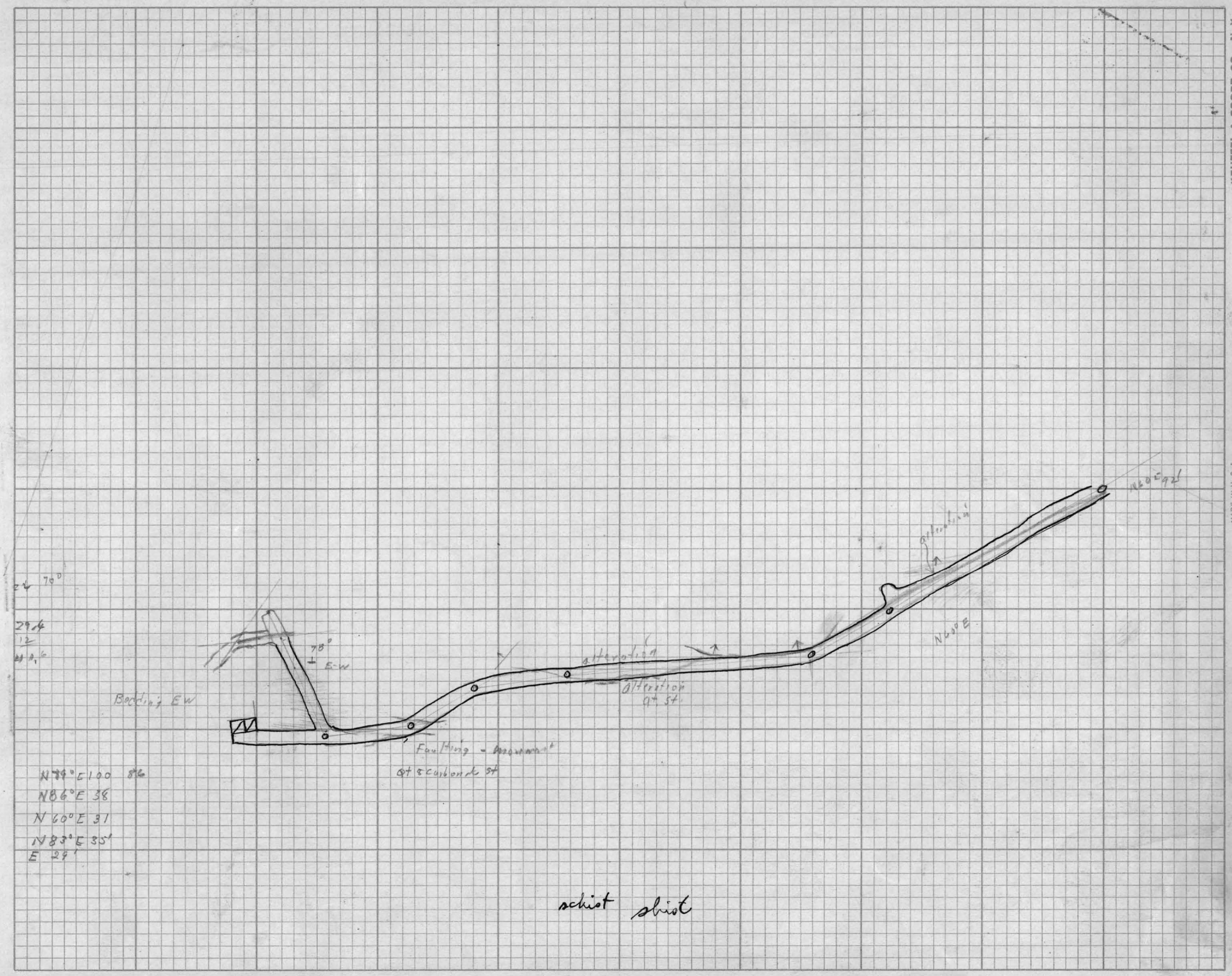

Floor to floor 38.9

No1 Shaft!

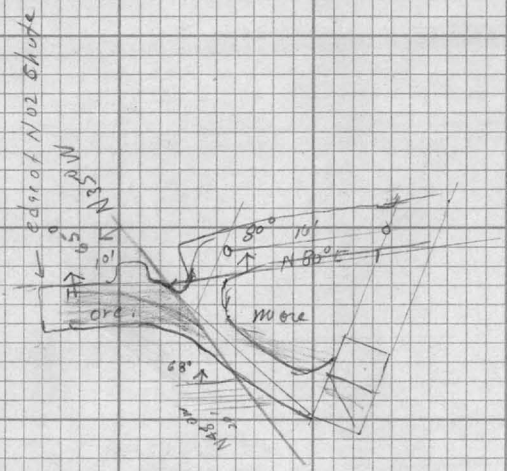

21355.62
8044.00
29396.62
4440.
33836.62
3700
37536.62

Flexible slots
Unwind zone
Fire hydrant No 10
E.E.S.
35'
11.50 cm
12' more
10'7 from Rhumedale
under g'round
cut-down'
all zone

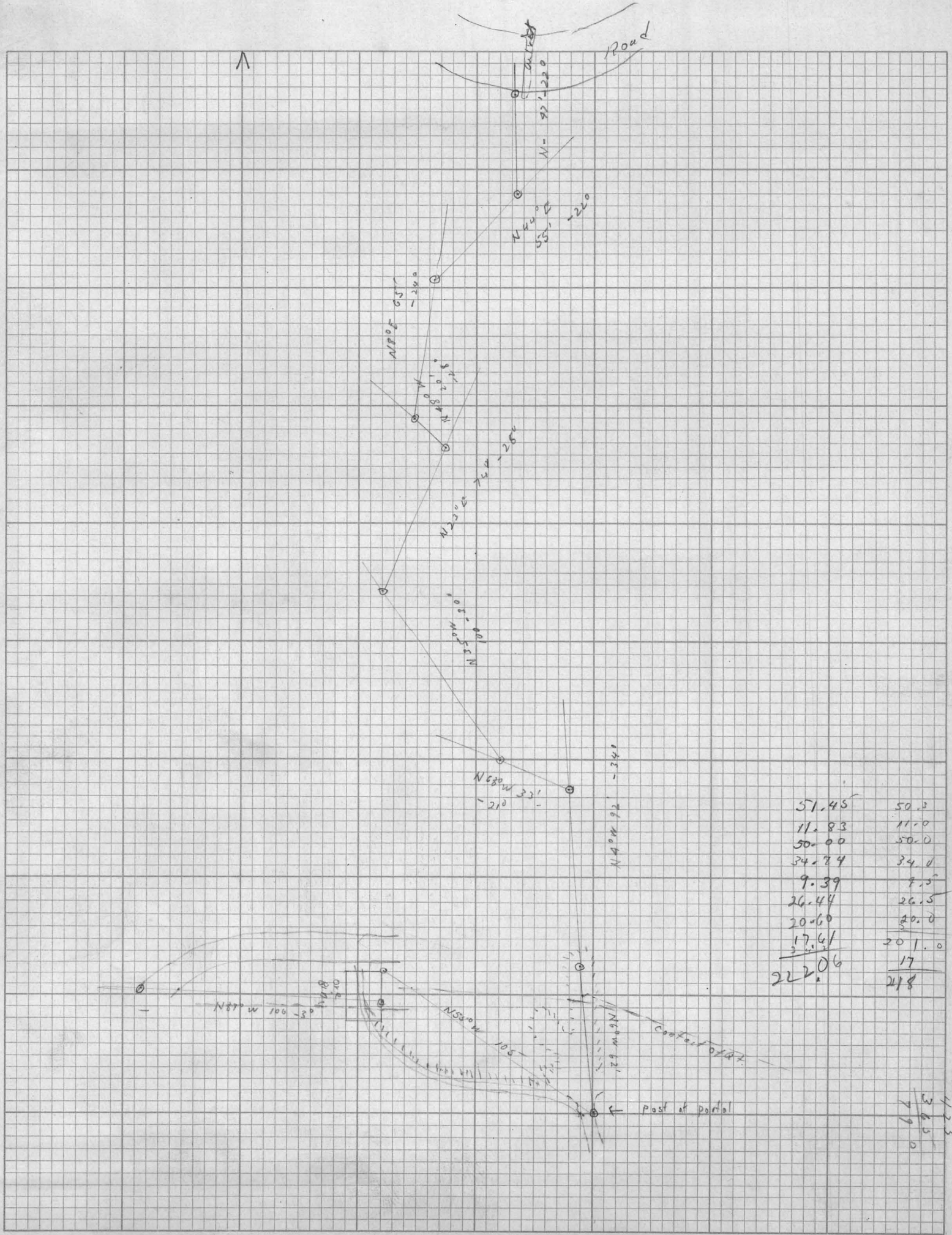
Road
N 44° E 55' -220
N 80° E 65' -240
N 23° E 74' -25
N 35° W 100' -20
N 68° W 33' -210
N 40° W 92' -340
N 87° W 100 -38
N 56° W 105
N 40° W 121'
Contact Dip
Post at portal
51.45
11.83
50.00
34.74
9.39
26.44
20.60
17.41
222.06
50.3
11.0
50.0
34.0
9.5
26.5
20.0
201.0
17
218

50' #2 B2
100 Level
Trace of Fault on surface
Trace of vein on surface
V. Shaft
#330.69
Drill for Fuller
Fuller
DH 3
DH 4
DH 5
70
S30°W 35'
DH 61
#37

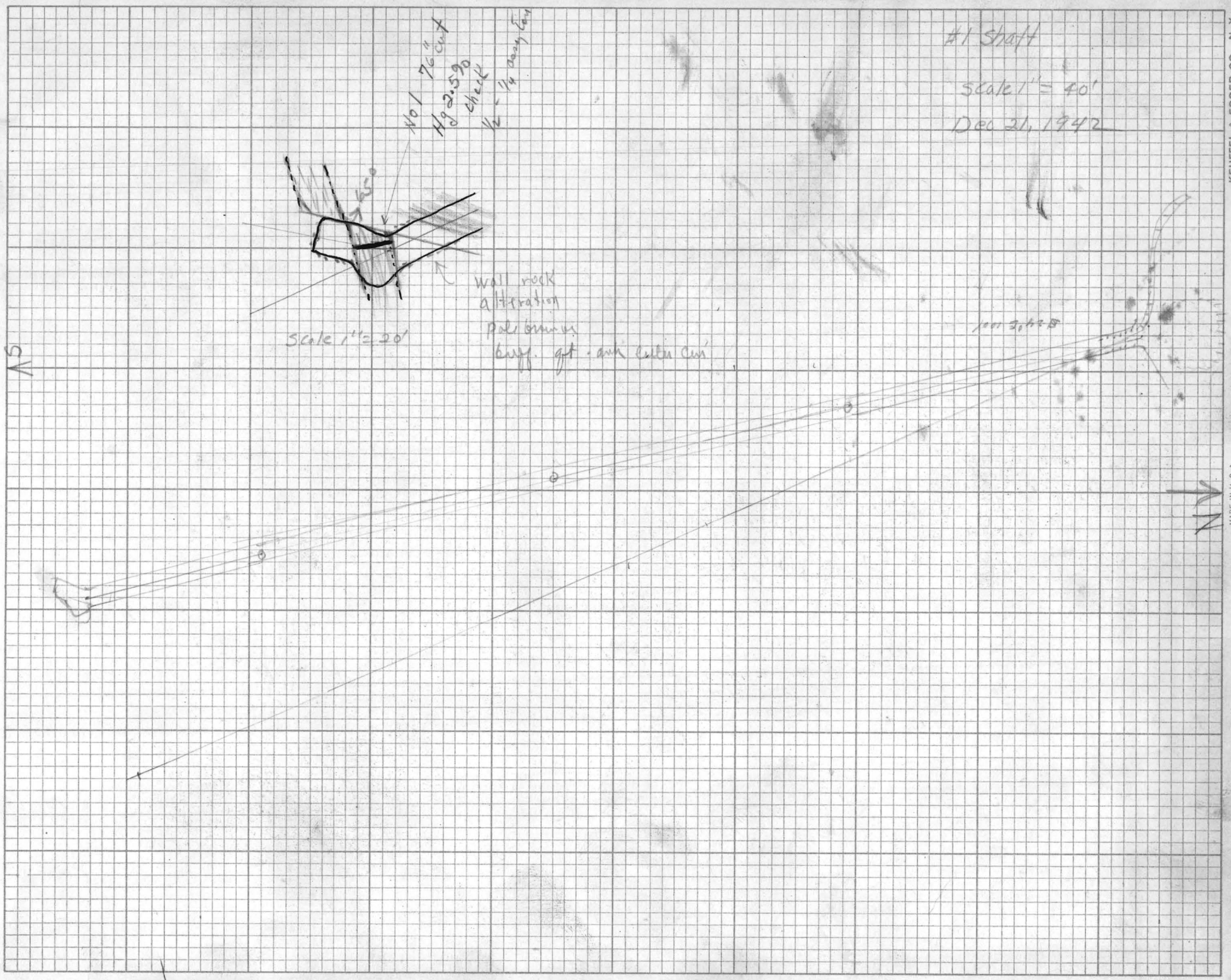



0 47N

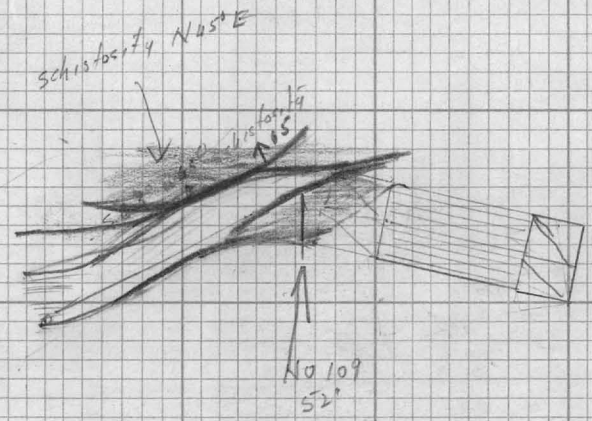



17' 70°
15 60°

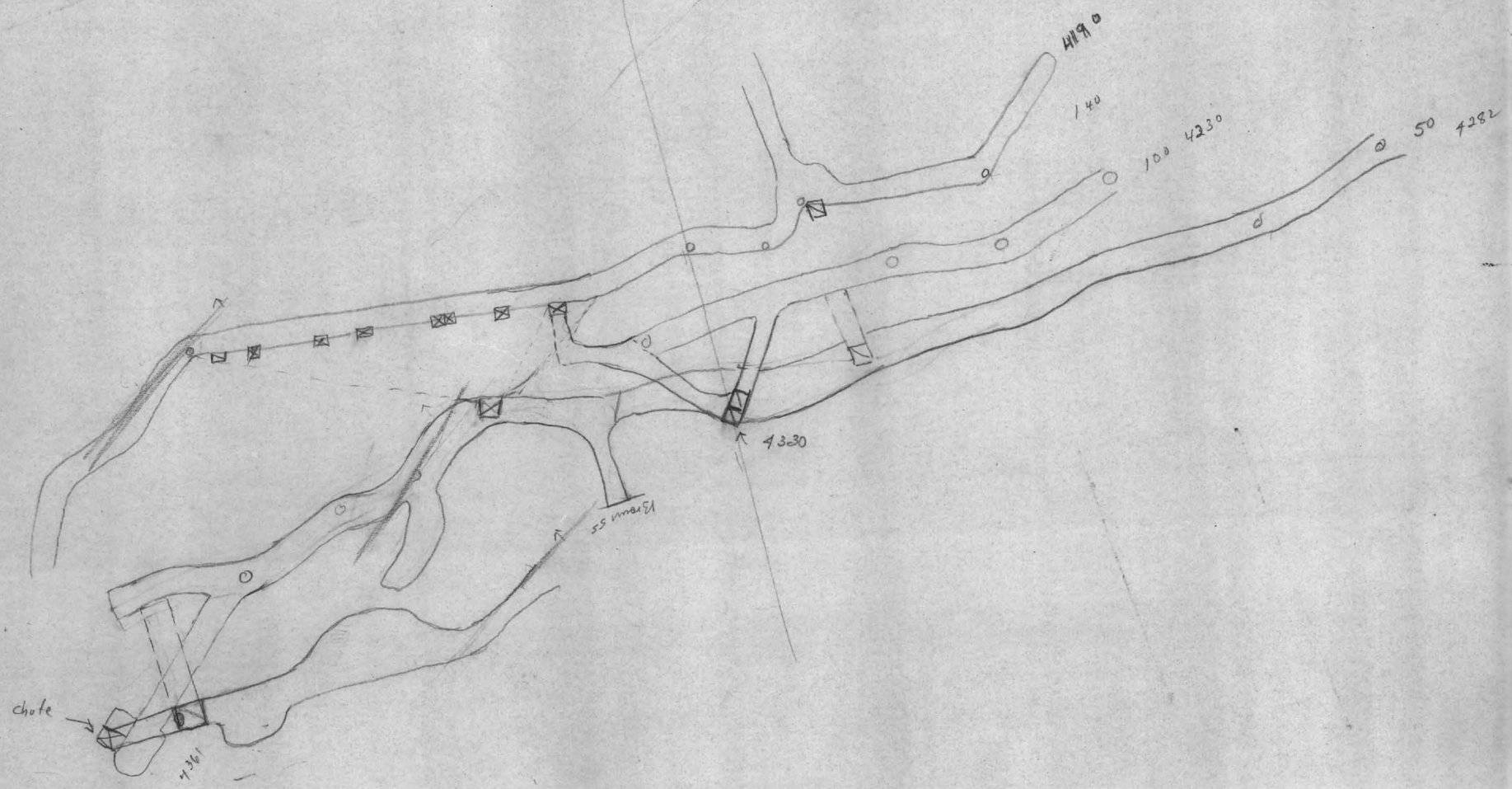
4190
140
100 4230
50 4282
4330
55 mm ø
chote
4361



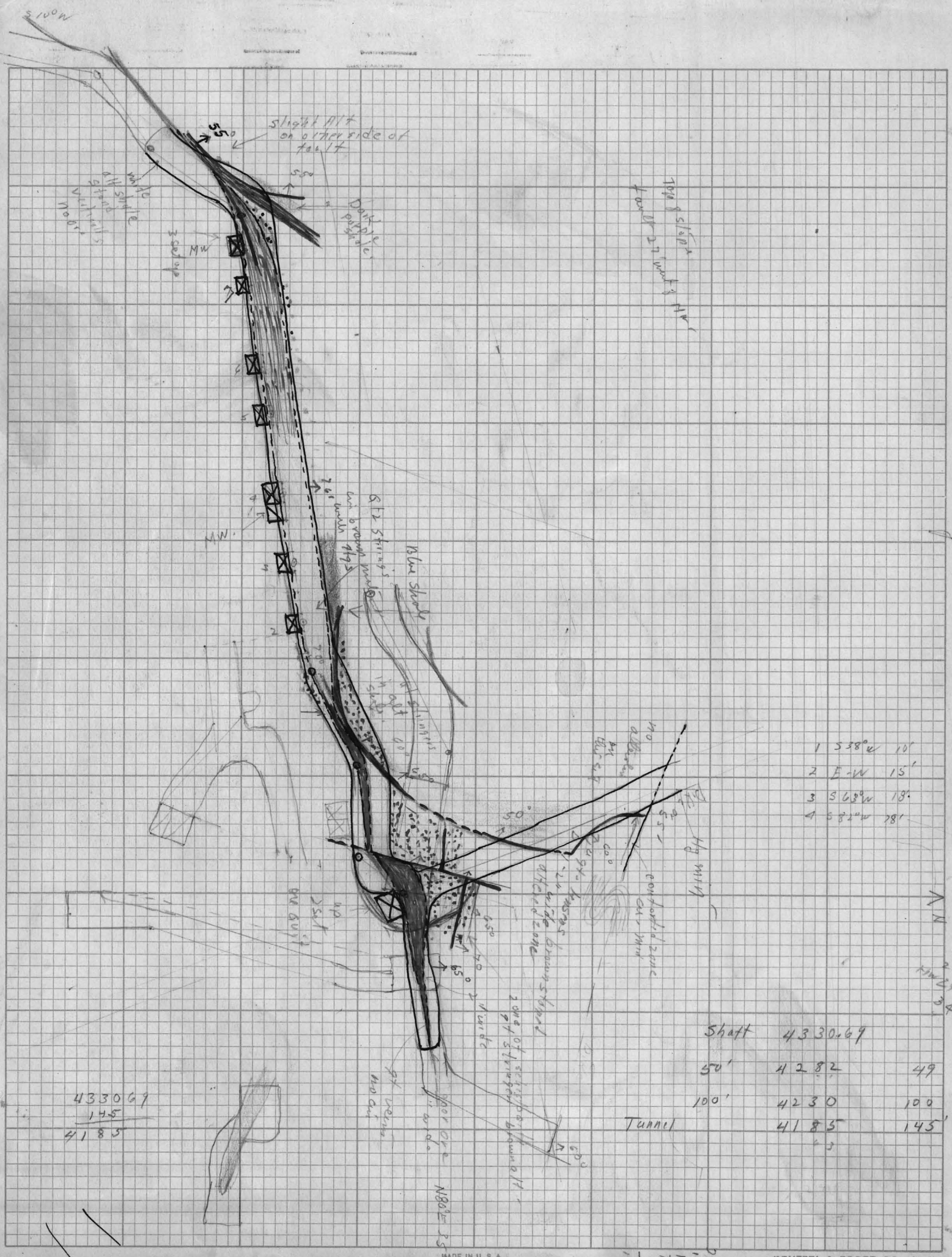

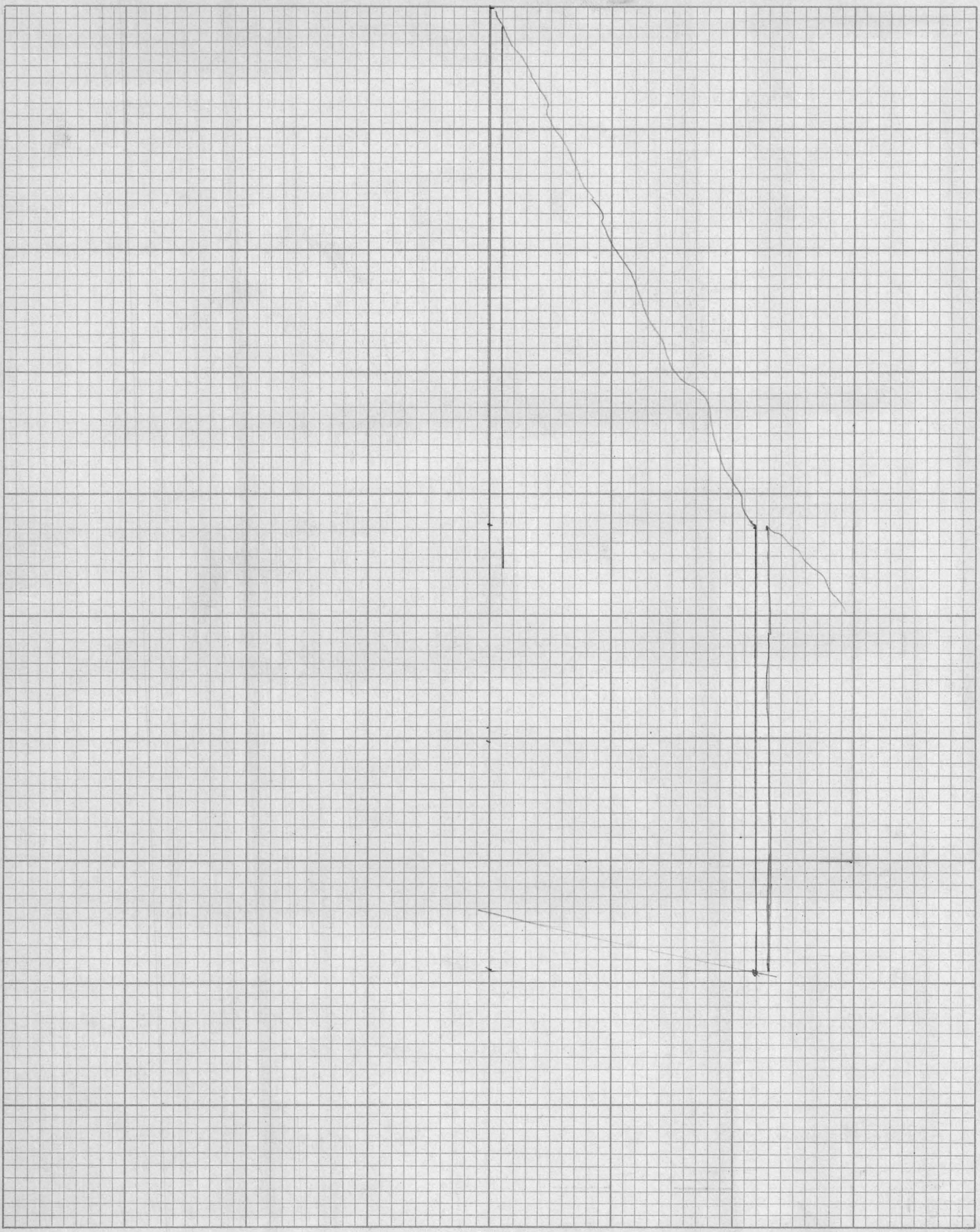

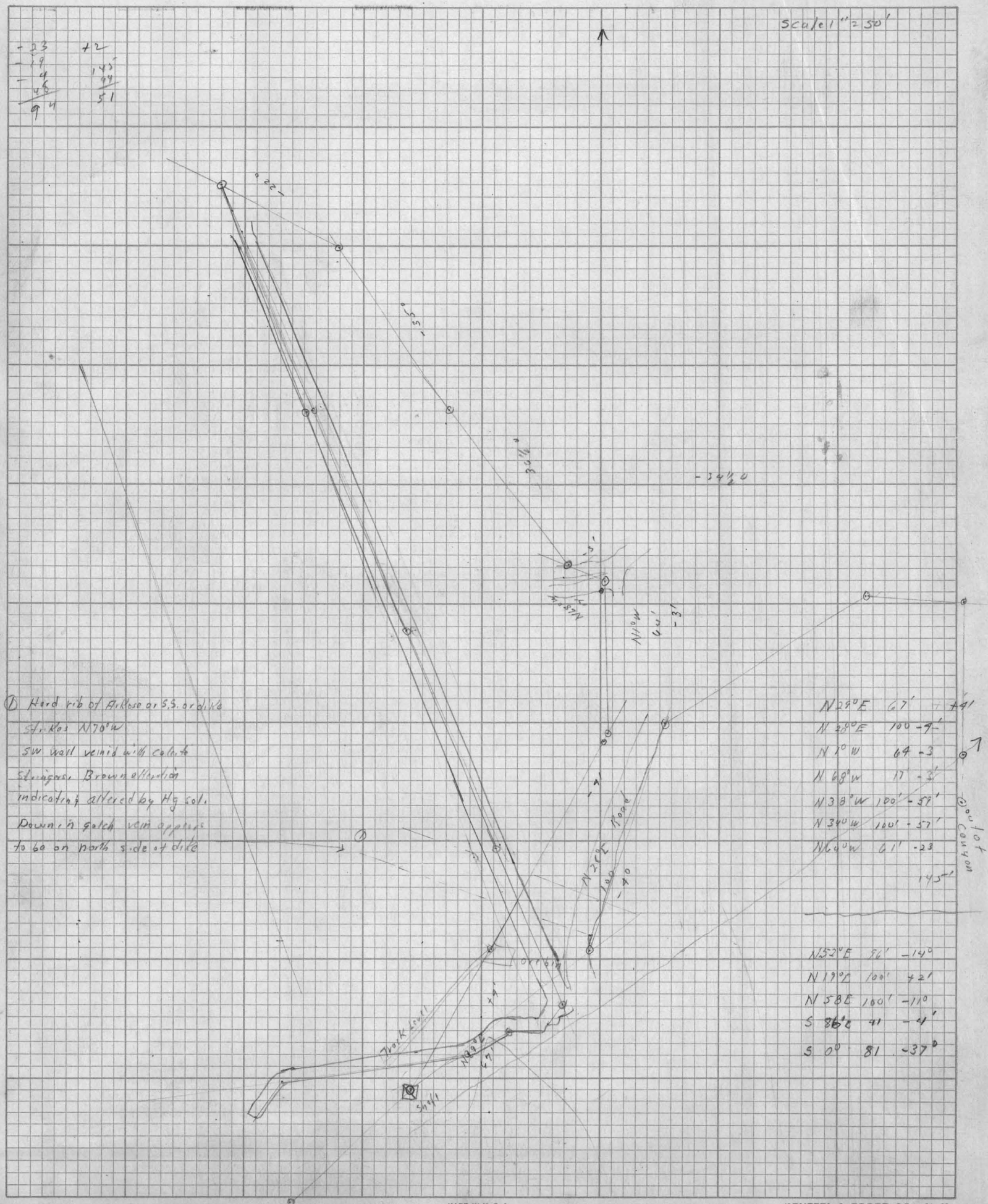

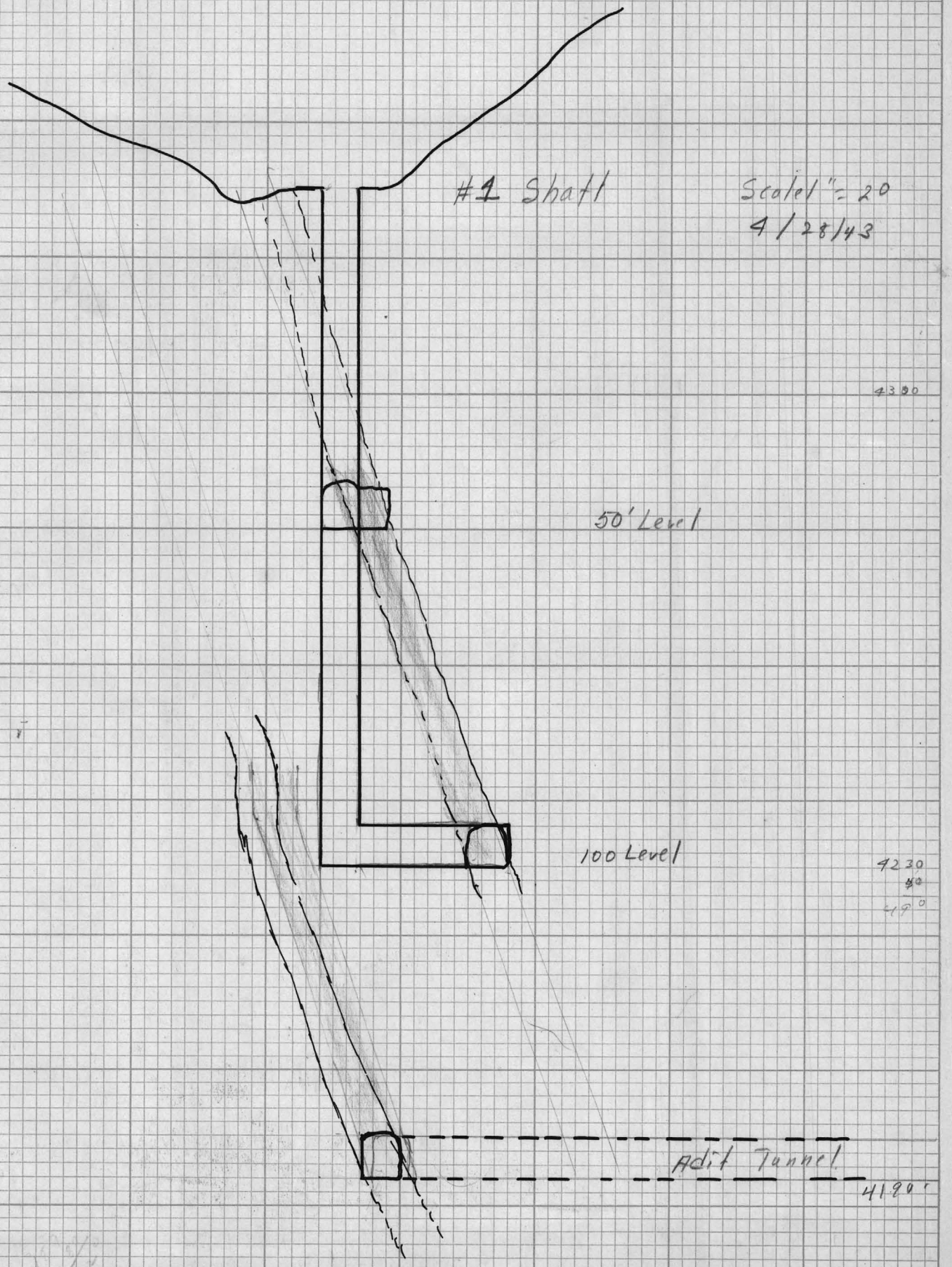

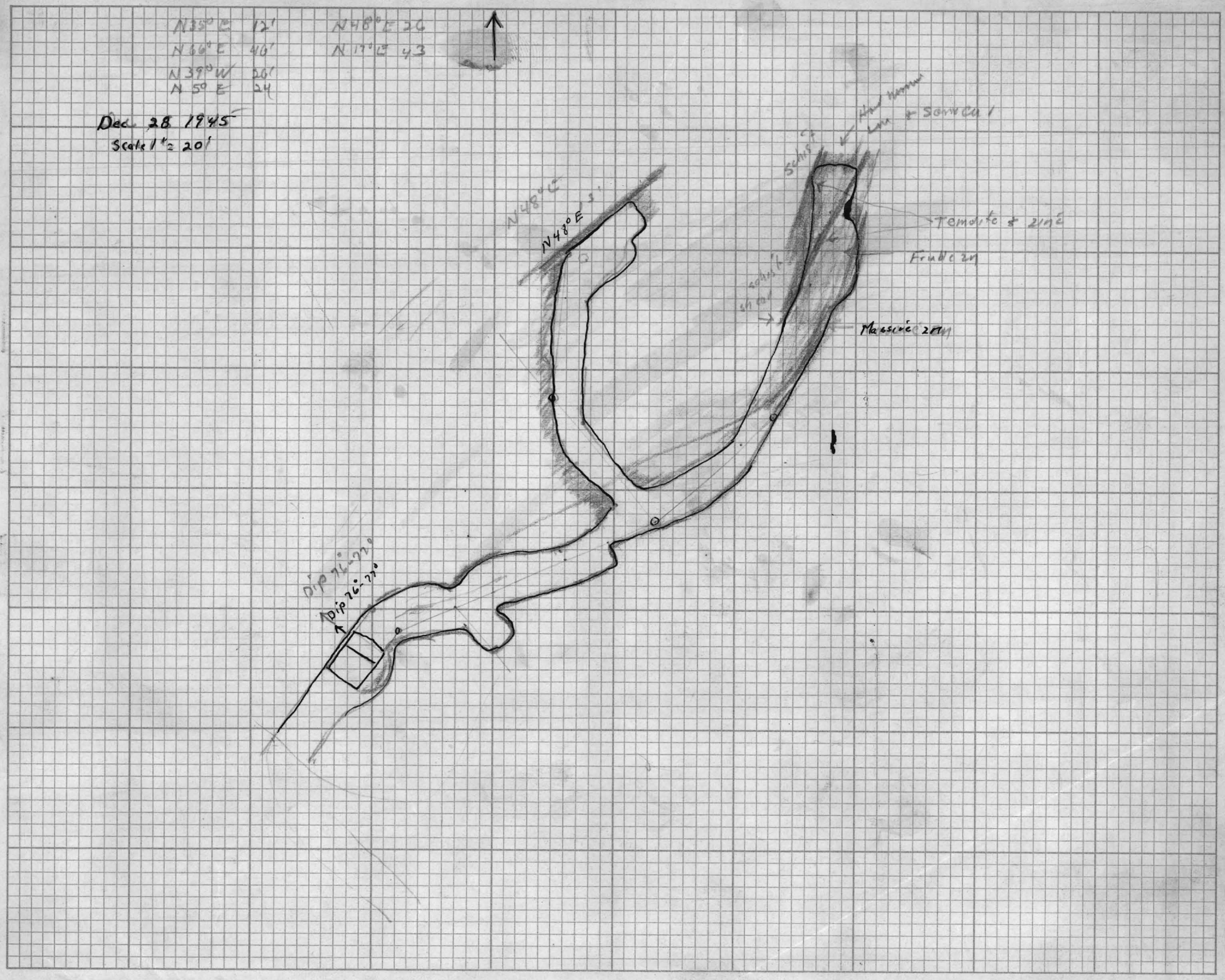

1941

		Net weight	% Moist	Dry wt	Gold				Pb		Lead			Total Payment	Net value		Total value	Au	Ag	Pb	
5/12/41	As R.				.302	9.91	11.9		6.3		96.0		3.71	21.43	44.8525	16.36	733.84	12.546	53.38	56.52	4306.13
5/19/41	" Nagui				.33		13.46		6.1		92.0		3.55	23.22	25.8265	18.07	466.68	8.523	34.76	31.51	2556.04
															70.6820		1200.52				
6/10/41	" crude				.08		4.9		17.4		318.0		12.28	17.95	51.70	13.24	684.68	4.136	253.3	179.92	16440.60
6/16/41	"				.115		3.9		14.9		268.0		10.35	16.47	57.4835	12.17	699.59	6.611	223.2	171.31	15465.98
6/21/41	"				.062		5.2		16.4		292.8		11.31	16.59	41.422	12.03	498.31	2.568	215.4	133.71	12128.36
															150.6607		1887.56				
7/1/41					.055		4.7		18.1		332.		12.82	17.53	41.2555	12.68	523.12	2.269	193.9	148.34	13269.83
7/7/41					.065		4.9		14.2		254.0		9.81	13.98	42.9615	10.32	443.36	2.792	210.5	122.01	10912.22
7/9/41					.10		4.6		14.8		266.0		10.27	16.28	40.7223	11.27	458.95	4.072	187.3	120.54	10832.32
7/14/41					.085		4.5		7.8		126.0		4.86	10.42	31.905	5.71	182.02	2.715	143.8	47.83	4025.07
7/18/41					.105		3.3		9.3		156.0		6.02	11.95	53.1605	3.85	204.68	5.582	175.4	98.87	8293.66
7/25/41					.26		2.9		9.4		157.0		6.10	17.08	55.1215	8.40	509.14	14.332	159.7	103.63	8709.20
																	2317.98				
8/1/41					.280		3.8		7.8		126.0		4.86	15.71	43.8515	7.94	384.18	10.305	166.6	68.41	5335.29
6					.067		3.1		9.7		164.0		6.33	11.05	40.3265	3.35	135.13	2.702	125.0	78.25	6613.19
9					.085		4.545		6.0		90.0		3.47	10.08	53.523	2.34	125.34	4.553	343.4	64.28	4820.67
16					.025		3.58		12.9		328.0		8.80	14.24	50.74555	7.32	371.46	3.806	181.7	130.92	11567.97
16					.27		12.3		3.75		36.0			16.71	25.271	12.58	317.91	6.923	310.8	18.95	909.76
9/5/41					.29		4.2		6.2		96.0		3.71	16.67	29.8585	8.63	257.68	8.659	125.4	37.62	2866.42
7					.19		6.85		7.18		113.6		4.37	16.01	50.5775	8.11	410.18	9.610	351.5	72.63	5795.60
13.					.05		4.6		24.1		452.0		17.45	22.67	44.739	17.34	775.77	2.237	205.8	215.04	20222.03
19					.115		4.9		21.5		400.0		15.44	22.87	43.542	16.96	738.47	5.007	213.4	187.23	17416.80
25					.115		4.5		19.5		360.0		13.90	21.14	44.865	14.97	671.63	5.159	201.9	179.97	16151.40
10/3/41					.06		2.6		16.0		290.0		11.20	15.75	44.648	9.58	427.64	2.679	116.6	143.51	13005.92
10					.023		2.8		15.83		292.0		10.89	13.85	49.4195	9.61	474.87	3.607	138.4	151.70	13687.82
17					.115		2.6		14.9		268.0		10.35	16.72	47.503	10.38	492.20	5.897	134.3	143.45	12811.20
16					.06		3.0		18.2		343.0		13.20	18.18	46.0996	12.63	582.24	2.766	138.3	171.47	13766.03
30					.10		2.2		14.7		264.0		10.19	16.22	46.9325	10.48	492.33	4.693	102.3	137.98	12370.44
11/12/41					.035		3.3		18.75		345		13.32	17.42	54.048	11.51	622.09	1.892	178.4	202.68	18646.56
15					.03		3.9		19.95		369		14.25	18.25	52.859	12.22	645.94	1.586	206.2	211.91	19504.97
22					.03		3.3		15.8		286		11.04	14.74	51.5785	7.94	409.69	1.548	170.3	162.05	14757.17
19					.015		3.7		14.2		254		9.81	12.80	46.647	5.74	267.75	.700	172.6	132.48	11898.34
25					.015		3.2		12.5		220		8.49	11.30	47.6525	4.23	201.05	.748	158.9	124.14	10924.42
12/5/41					.022		3.7		16.5		320		11.58	14.49	45.687	7.66	349.96	1.005	169.0	150.77	13706.10
15/41					.02		3.7		16.65		303		11.70	14.74	49.335	8.10	399.60	1.87	182.5	164.29	14948.51
12					.025		4.1		16.55		301		11.62	14.82	48.6165	8.04	390.88	1.215	179.3	162.72	14633.57
																	2958.82	154.993	6427.7	432.248	395,000.00
															1547.36		15364.97	(475.650)	(12,221.1)	(503.329)	

1547.36
1212.022
4559.37 3

3261241.31
355600.00
7118941.91

		Net weight	Nickel ore	Dry wt.	Gold ounces	Gold amount per ton		Lead assay	Lead Net assay	Lbs.	Lead amount per ton	Total Payments for metals	Net value Tons	Total value					
1/4-5-6/41	Hawley & Hawley				.06		5.1	18.4	12.1	338		11.89	17.14	33.8525	11.89	427.97	2.001	170.1	12.275
1/6-7/41	" "				.065		11.1	17.4	15.9	318		11.28	15.90	17.623	11.57	207.44	1.174	73.9	6.272
1/8-10-11/41	" "				.145		4.9	16.6	15.1	302		10.71	18.57	27.126	13.98	379.22	3.733	132.9	9.006
1/13-15/41	" "				.145		4.8	16.7	15.2	304		10.78	17.17	20.9135	14.50	303.25	3.451	100.4	6.985
1/16/41	G & R				.285		4.7	20.6	18.7	3820		13.55	18.36	53.611	14.68	788.15	4.564	263.1	22.121
1/20-21/41	H & H				.225		4.9	16.1	14.6	292		10.35	15.85	25.464	11.18	284.28	1.947	127.2	8.360
1/22-24/41	G & R				.12		4.8	17.7		364.0		12.91	19.82	22.998	14.78	484.95	3.936	157.4	12.922
1/24/41	H & H				.06		4.5	17.1	15.6	312		11.06	15.77	21.505	11.52	250.05	1.302	97.7	7.122
1/27/41	G & R				.125		4.6	17.2		314.0		11.13	18.06	28.517	13.11	504.74	4.815	177.2	13.550
1/27/30/41	H & H				.165		5.6	18.5	17.0	340		12.06	17.23	20.1615	12.60	253.81	1.023	119.6	7.571
1/30/41	G & R				.323		3.8	5.8		97.8		3.46	15.64	17.761	11.02	558.53	15.491	182.3	5.170
1/31/41	"				.17		4.2	15.0		270.0		9.57	17.71	17.443	12.70	427.95	8.405	207.7	20.914
														387.56		5952.39	52.042		
2/1-2/41	H & H				.04		4.6	15.9	12.5	270		9.57	13.71	28.2125	9.43	266.07	1.129	127.8	8.165
2/4-6-7-8	" "				.05		4.2	16.0	14.5	270		10.28	14.48	22.7155	10.14	233.36	1.176	96.2	7.333
2/8/41	G.S.R.				.285		4.3	15.7		284.0		10.07		17.557	10.73	541.68	4.213	213.1	15.562
2/10-11-12/41	H & H.				.06		4.7	14.1	12.4	252		9.08	14.15	29.757	9.56	274.54	1.736	135.2	8.110
2/15-18/41	"				.17		4.3	15.8	14.3	296		10.53	14.40	23.018	14.60	336.05	4.373	98.0	7.274
2/17/41	G.S.R.				.085		4.1	14.5		260.0		9.22	14.50	31.7885	10.10	319.05	2.685	129.5	9.161
2/17/41	"				.045		4.0	14.5		260.0		9.22	13.12	33.688	9.87	298.60	1.511	134.4	9.741
2/24/41	H & H				.24		3.7	14.3	12.8	256		9.12	13.51	30.8345	13.19	389.88	4.880	75.2	5.816
2/25/41	G.S.R.				.165		3.5	12.2		244.0		8.85	15.37	57.0570	10.75	548.86	8.424	178.7	12.458
2/27/28/41	H & H				.23		3.1	12.7	11.2	224		8.25	21.05	76.5125	14.76	444.25	6.105	215.0	6.742
														375.58		3571.32			
3/1-2-4/41	H & H				.105		4.1	14.8	13.8	276.0		9.84	15.78	22.0075	11.15	247.79	2.731	106.6	17.678
3/7-8-9/41	"				.24		3.0	12.4	10.7	218		8.22	19.21	17.923	10.83	296.05	4.781	99.8	4.751
3/10-11-12/41	"				0.52		3.7	13.3	10.8	216		8.15	22.43	35.2475	23.22	584.11	13.126	93.4	6.209
3/13/41	G.S.R				.29		3.1	11.3		196.0		7.21	18.53	52.108	13.97	728.95	15.111	161.5	11.776
3/13/41	"				.29		3.0	12.0		210.0		7.73	18.98	34.282	14.39	494.76	9.771	103.1	8.252
3/17-18/41	H & H				.18		4.0	13.7	12.2	244		7.90	17.53	37.2215	13.36	364.21	4.707	109.0	7.479
3/24/41	G.S.R				.30		3.0	11.22		194.4		7.33	18.91	37.953	14.57	552.98	11.386	113.8	8.317
3/24-25	H & H				.39		4.6	14.5	13.0	260		9.80	31.99	14.455	27.04	390.82	8.538	66.5	4.192
3/30-31/41	H & H				.61		4.5	11.8	10.3	206		7.75	39.23	38.2855	25.55	785.51	17.254	127.3	4.675
														265.66		4437.27			
4/4-5/41	H & H				.41		3.4	11.3	9.8	196		7.57	23.03	12.7755	18.54	322.52	7.288	60.4	4.017
4/5/41	G.S.R				.35		3.2	11.2		202.0		7.62	20.88	17.8315	16.15	272.45	16.741	153.1	11.097
4/9/41	"				.26		3.4	12.1		212.0		8.12	21.93	44.4135	17.10	763.47	16.073	151.8	10.805
4/10/41	H & H				.13		3.6	10.5	9.0	196		7.18	23.43	23.7441	18.83	451.29	10.275	86.2	5.171
4/11/41	G.S.R				.26		3.4	12.5		220.0		8.13	23.24	44.8475	17.38	775.77	16.073	151.8	10.369
4/10/4/11	"				.704		3.55	11.7		204.0		7.88	33.07	47.936	20.72	1.284.44	33.747	170.2	11.217
4/17-18/41	H & H				.04		4.6	14.1	12.2	252		9.13	20.44	25.1235	16.31	410.78	6.045	115.9	7.102
4/24/41	G.S.R				.432		3.7	12.43		218.6		8.44	24.83	17.7235	17.39	430.59	20.733	177.6	11.931
4/30/41	"				.123		2.8	11.0		190.0		7.34	22.81	18.8715	17.77	868.45	20.673	136.8	10.752
														248.83		6581.05	323.704	5395.4	371.031

		Net Weight	Mts	Dry weight	Gold		Silver					Lead				Total Payments	Barcharge Dmg	Barcharge Tax	Gold	Total Red	Net value	Total value	Au	Ag	Pb	
							Net assay	Rate	amount	assay						Fecos										
1/3/42	ASR				.08		9.5			16.6		362.0				22.24					34.262	16.03	869.82	2.170	51.515	18.015	19642.84
9					.01		9.4			21.5		380.0				21.56					40.2575	13.50	623.90	.403	37.84	16.503	15295.57
13	Lead 5.85	88100	44	84024	.015	—	7.0	6.5	6.7125	4.49	17.8	16.3	326.0	292.4	.0429	.1259	.75	17.83	387	968	655	42.112	11.25	473.04	.632	29.48	14.992	13728.51
3					.01		9.1			20.3			376.0					21.20				40.2575	15.12	608.60	.403	26.63	16.342	15134.56
14					.02		8.7			20.06			372.2					19.65				44.162	15.17	669.94	.283	38.42	17.718	16382.83
22					.02		6.4			13.4			272.0					14.46				46.6845	10.21	476.65	.924	29.88	14.327	12975.27
																								3723.82				
3/5/42					.03		7.0			16.3			296.0					17.99				45.597	13.44	611.78	1.306	31.86	14.839	13475.62
7					.03		7.07			16.8			306.0					18.78				46.707	14.25	668.42	1.407	33.26	15.761	14353.54
12					.015		7.5			17.7			324.0					18.70				41.7539	14.70	615.25	.628	31.29	14.816	13560.66
12					.015		5.4			12.13			232.6					12.38				52.6875	9.54	502.64	.790	28.45	13.836	12355.11
16					.015		4.4			9.8			166.0					9.23				44.3705	5.80	257.46	.606	19.53	8.767	
24					.015		4.4			10.1			172.0									24.3705	6.07	269.45				7625.17
26					.015		5.9			13.8			246.0									38.4505	10.68	402.76	.677	22.69	10.612	9458.82
																								3070.50				
3/10/42					.02		7.5			17.3			316.0									53.3705	14.32	764.99	1.075	40.23	18.605	16991.48
16					.015		7.1			18.3			336.0									50.5875	14.67	741.84	.759	35.91	18.509	16871.01
19					.02		7.9			20.1			372.0									58.3755	16.72	976.10	1.128	44.54	22.663	20971.67
25					.015		9.8			21.53			400.6									52.2475	17.80	929.25	.783	45.9	22.498	20930.85
																								3476.68				
4/10/42					.03		7.4			19.1			352.0									47.706	16.23	774.37	1.431	35.20	18.224	16792.51
15					.035		6.6			18.0			330.0									49.156	14.87	735.97	1.720	32.04	17.696	16221.48
21					.04		6.3			17.0			310.0									46.956	14.13	663.08	1.874	29.52	15.731	14525.36
17					.04		6.3			14.1			252.0									50.0858	11.50	576.05	2.004	31.56	14.125	12622.18
23					.035		6.1			13.5			240.0									45.850	11.08	508.02	1.605	27.97	12.380	11004.00
24					.03		7.0			15.0			270.0									44.6325	12.39	553.53	1.337	31.04	13.370	
																								3824.82				
5/5/42					.035		7.0			17.4			318.0									44.746	14.47	647.97	1.566	31.32	15.572	14229.23
12					.035		6.7			17.0			310.0									53.7685	13.96	676.84	1.344	36.02	18.281	16668.24
14					.03		7.7			17.3			316.0									45.474	14.86	673.24	1.364	35.01	15.734	14369.78
25					.03		7.9			16.14			292.8									46.7735	13.93	651.55	1.403	36.95	15.098	13685.28
																								3669.78				
6/3/42					.01		5.3			13.2			234.0									44.5	9.77	391.16	.445	23.59	11.748	10413.00
27					.015		4.8			13.7			244									53.4325	8.77	469.67	.801	25.65	14.641	13027.53
27					.01		5.4			14.0			250									42.4725	9.43	409.21	.425	22.95	11.898	10623.38
																								1270.44				
7/1/42					.02		8.0			18.2			334.									44.3525	15.11	670.17	.867	35.78	16.144	14813.74
11					.02		6.86			16.93			290.6									51.0425	12.28	627.91	1.021	35.02	16.364	14832.95
20					.015		6.7			17.7			324.0									49.1845	12.52	616.97	.726	32.95	17.411	15985.78
27					.015		6.1			15.6			282.0									57.0775	11.32	578.20	.766	31.16	15.936	14403.86
31					.015		6.1			15.8			286.0									37.5305	11.56	434.97	.513	24.11	12.492	11305.72
																								3112.22				
8/5/42					.01		6.9			14.2			254.0									50.4975	10.86	548.25	.503	34.71	14.265	12776.07
12					.01		6.7			19.3			350.0									45.2225	14.42	676.47	1.453	30.18	17.581	16148.96
8					.01		6.8			18.2			334.0									39.9985	14.12	565.37	.397	27.13	14.523	13224.10
29					.015		6.4			17.7			324.0									39.1665	13.48	527.82	.687	25.67	13.806	12689.95
																					1775.9819		37.874	12.358.7		572.384	392.2

			Gold	Silver	Assay Net	Lead	Total payment	Deductions				Net value	Total net value	Freight		Smelting		Refining		Total Cost															lbs of Pb
				amount		Net pmt		Bas Chg	Bullion Tax	Zinc	Total	net		Rate	Cost																				
8/20/42			.01	7.18	18.8	366.0						775.8619 / 44.35	15.47	686.07 / 2000.14		37.814 / .443	1235.97 / 31.84	592.244 / 17.562															530,221.15 / 16,232.10
9/4/42			.015	5.2	16.7	304						48.9085	11.76	575.18		.734	25.43	16.336																	14,868.49
19			.01	5.6	18.7	349.0						43.959	12.87	610.07		.439	24.62	16.441																.0	15,121.90
25			.01	6.1	21.1	372																													
7/1			.01	6.1	21.6	402						51.891	14.25	830.23		.511	31.17	22.071																	20,538.58
28			.017	5.8	19.4	358						34.2075	14.20	485.75		.581	19.84	13.273																	12,246.29
25			.015	5.1	17.73	244.6						29.4985	12.47	367.73		.445	15.12	10.514																	9,624.23
10/12/42			.01	4.9	21.4	378.0						40.9165	15.17	620.70		.409	20.05	17.512																	16,284.77
24			.01	5.32	20.75	378.0						44.189	15.18	670.78		.442	22.71	18.338																	17,012.77
11/5/42			.02	4.2	17.7	324.0						47.220	11.91	562.39		.944	19.83	16.716																	15,279.28
10/42			.02	4.4	16.7	304.0						38.782	11.19	433.58		.776	17.06	13.953																	11,897.28
13			.015	4.7	19.79	345.8						43.8735	13.07	573.43		.658	20.62	16.488																	15,171.46
21			.01	5.0	20.4	378.0						41.485	14.81	613.62		.414	20.71	16.903																	15,658.97
																.516	27.62	20.548																	
12/7/42			.01	5.35	19.9	368.0						51.629	14.59	753.27		45.184	15.22.69	807.949																	18,999.47
												2,336.0679		7089.20 / 31.097 .71																					728,172.76
																Au	Ag	Pb																	
1/9/43			.01	5.7	17.9	328.0	395					39.4005	12.93			.384	218.9	13147																	12,595.36
8			.01	3.8	13.9	248.0						49.0170	8.34	409.47		.491	180.6	13649																	12,176.06
18		97	.017	3.35	235 "	1.62	12.62	11.1	2224.4	200.16 "	9.81	40.3965	6.74	272.23	76.69	2.71 .687	135.3	10.125																	9,982.85
18		70	.02	4.1	2.1 "	2.14	12.8	11.3	226.0	203.4 "	9.97	45.7765	7.53	344.68	86.18	2.71 .915	187.7	11.718																	10,345.04
																																			44,009.31
2/15/42		51	.01	4.7	3.7 "	3.56	20.2	18.7	374.0	338.6	16.49	46.8710	14.28	669.32	102.25	2.71 .468	220.2	18.936																1943	17,529.75
20		30	.01	4.5	2.5 "	2.42	19.5	18.	360.0	324.0 "	15.88	46.835	13.33	624.26	100.41	2.71 .468	210.7	18.264																	16,859.34
22		57	.02	4.6	3.6	2.45	18.2	16.1	334.0	300.6	14.73	47.1485	12.55	591.61	101.82	2.71 .943	216.8	17.37																	15,744.73
												314.5085		3408.09																				Total	94,233.23

								Ronald Brown																											
3-30-43	G.S.R.	82620	74	76506	.015		1.1	0.6	.41	6.1	1.6	72.0	82.8	.049	40.6	4.47	2.50	.02	.14	266	38.253 × 181	69.24	17.0	70.23 / 2.06	262.08	2.71	7.50	82.54	-	42.8	33.2	23.4	.4	.2	.6	9.2	.25	.15	4434	5.74
3-31-43	" Prosperity	102720	65	96699	.015	-	7.9	7.4	5.12	8.5	1.0	140	126	"	6.17	11.24	"	.03	.14	287	49.0495 × 862	414.19	17.0	87.36		2.71	7.50			42.8	32.6	17.4	2.5	2.7	.6	5.3	.17	.15		92.26

①

Lem + Fabs 1944	207.68
1945	71 841.94
	29 177.76
	94 233.23
	191 454.68

Date	Sold to	Net weight	Moist %	Dry weight	Gold: Wing Ounce	Gold: Amount per ton	Silver: Ounce	Silver: Ref. Ounce	Silver: Rate	Silver: Amount per ton	Lead: Assay	Lead: Dec. assay	Lead: Lbs	Lead: Net per ton	Lead: Rate	Lead: Amount per ton	Total pay for metals	Deductions: Bone dump	Deductions: Bullion bag	Deductions: Smelt	Deductions: Total Ded	Net value: Net Lem	Net value: credit value	Freight Rate: Freight	Freight Rate: Tax	Smelting: 1%	Smelting: Tax	Dem com	Sampling	Total Debit	W	Insol	SiO2	Fe	CaO	Zn	S	Al2O3	As	Sb	Total Lead
8/24/40	Hawley + Hawley	24.205	10.4	21.744	.027	0.81	58	5.3	.0112	366	23.1	21.6	432				12.99	17.34	3.50	.96	4.46	10.894 × 13.05 =	142.21	2.65				11.01	.2255		.40	59.2								4696.70
8/24/40	A.S.R. El Paso (D.H. Taylor)	62.313	6.7	58.358	.02	—	34	2.9	.00195	200	10.0	8.5	170.0	153.0	.0319	4.88	6.88	3.50	.79	4.29	29.184	2.57	75.59	1.60						52.53	.25	58.8	53.6	16.3	1.3	1.5	.8	2.0	.27	1.0		4701.28
8/27/40	Hawley + Hawley,	23.232	8.5	20.414	.05	1.64	6.0	5.5		380	25.1	23.6	472				14.19	19.63	3.50	.98	4.48	10.207	15.75	3.05				12.05	.11		.07	57.2								4817.70
8/28/40	" "	46.053	7.8	42.473	.075	2.46	6.0	5.5		380	26.0	24.5	490				14.72	20.97	.11	.74	4.24	20.193	16.75	3.35				26.48	"		.08	54.5								8894.57
8/31/40	" "	44.586	7.7	39.895	.05	1.64	6.0	5.5		380	24.5	22.0	440				13.73	18.27	"	1.02	4.52	19.348	14.75	2.95				22.21	"	52.24											9772.08
																						90.004		899.00																	32.442.32
9/5/40	" "	35.156	7.1	15.594 / 31.058	.05		5.6				24.6	23.1	462				13.89	19.06				16.584	14.18	2.84							.05									7176.78
9/8/40	" "				.055		6.5				26.7	24.7	494				14.85	20.81				25.973	16.85	4.37							.05									12830.66
9/9-10-11/40					.04		6.9			442	22.1	20.6	412									22.5035	13.87	3.06.19																	9496.16
9/11-12-13/40					.03		6.0			380	22.6	21.1	422					17.47				20.073	12.90	2.58.94																	9470.81
9/14/40					.03		5.2				20.0	18.5	370					15.35				10.4085	10.67	111.49																	3865.95
9/17/40	G.S.R.	53.250	8.8	48.581	.025		5.8				23.1		4320	388.8				16.66				24.0755	11.87	285.37							.03									10495.66
9/30/40	Hawley + Hawley,				.03		6.4				23.5	22.0	440					18.65				3.535	14.18	54.38																	1687.40
" "	" "				.035		12.7				40.5	39.0	780					37.38				2.645	32.68	86.44																	2063.10
																						125.2675		1771.54																	
10/2-3-4/40	" "				.04		6.0				24.2	22.7	454				14.06	19.17				17.7005	14.68	262.81																	88348.78
10/5-7-8/40	" "				.03		6.0				24.1	22.6	452				13.99	18.77				21.7585	14.28	310.66																	81277.74
10/8/40	G.S.R. E. Haynie				.035		6.3				24.0	22.5	450	405			13.93	19.09			491	41.3455	14.18	586.28																	98336
10/17/40	Hawley + Hawley Ether Haynie				.03		5.0				18.5	17.0	340					16.15				19.6915	11.53	215.52																	186054.8
10/18-19/40	" "				.03		5.0				18.5	17.0	340					16.15				12.709	11.53	148.84																	4355.11
10/22/40					.03		4.2				17.1	15.6	312					14.60				6.2555	9.85	62.10																	4389.06
																						118.389		1586.21																	1761.08
11/1/40	G.S.R										17.5		320	288				15.47				36.1925	10.88	393.77																	
11/2-3/40	Hawley + Hawley				.03		3.5				13.4	12.1	238					11.49				21.955	6.98	153.25																	11381.60
11/5/40	G.S.R.				.04		4.3				15.4		278					12.50				33.885	9.21	312.08																	5225.29
11/12-14-15/	Hawley + Hawley				.03		4.4				14.2	12.8	256					13.45				22.2235	9.44	209.88																	9420.03
11/15-16-19/	"				.025		3.9				15.5	14.3	286					14.08				27.5355	10.15	279.49																	5689.22
11/13-17-20/	"				.02		4.4				16.3	14.8	296					14.62				26.297	10.60	278.75																	7825.15
11/27/40	"				.025		3.8				13.8	12.3	246					12.49				21.3965	8.44	180.59																	7783.91
11/28/+29/40	"				.05		3.85				16.4	14.9	298					14.99				20.684	10.74	248.53																	5263.54
11/29/40	G.S.R				.14		6.7				7.9		125.0					13.74				22.8745	9.98	228.46																	6757.83
																						235.0605		2279.90																	2730.11
12/2/34	Hawley + Hawley				.06		4.9				16.4	14.9						15.58				20.422	11.36	2.42																	
12/2/40	G.S.R				.197	6.47	7.45				4.74		68.8					14.04				21.9885	10.54	231.13																	1508.68
12/10/17/42	Hawley + Hawley				.075	2.46	4.6				17.1	15.6	312					16.35				20.919	12.97	271.70																	6975.53
12/15/40	G.S.R				.055		4.1				12.6		222.0					12.62				36.44	8.60	313.38																	8087.68
12/10-11-12/40	Hawley + Hawley				.045		3.1				21.3	19.7	394					18.63				22.616	14.55	345.97																	9304.70
12/13-14-15/40	" "				.08		5.3				19.6	18.1	362					18.79				22.502	14.69	339.99																	9181.92
12/24/40	" "				.06		4.3				18.5	17.0	340					16.66				23.7555	12.41	294.81																	8076.87
12/24/40					.07		4.1				17.8	16.3	326					16.35				26.3495	12.13	319.62																	8587.94
12/27/40	G.S.R.				.195		4.0				14.5	13.0	2600					18.04				33.7725	13.31	436.20																	8520.85
12/28-29-30/	Hawley + Hawley				.11	3.61	4.2			25	18.6	17.1	342					19.30				29.497	14.12	416.50																	10027.97
12/31/40					.095	3.12	4.7				20.1	18.6	372					19.21				16.7375	14.74	246.71																	6226.35
																						354.5175		3186.01																	
																						932.94		9.000.41																	275.201.68

REPORT

on the

LEGEND MINES GROUP

comprising

Oro Blanco Mine
Dos Amigos Mine
Tres Amigos Mine

Santa Cruz County, Arizona

617 Subway Terminal Building
Los Angeles, California
June 1st, 1935

John Daniell
Engineer of Mines

LEGEND MINES

FOREWORD:

Data on Legend Mines was submitted which contained maps, reports, and statements of owners to the effect that the mines contained over 40,000 tons of well proven ore of a value in excess of $10.00 per ton.

That a 75 ton mill was on the property and all facilities provided to start immediate production.

The object of the examination was to check data submitted and particularly the findings of William Watson, an engineer of standing, whose report accompanies this report, and instructions given were to analyze the present situation obtaining with a view of determining the commerciability of the proposition.

PROPERTY:

The property comprises approximately 180 acres.

The following claims are held by location

Bob Tail #1
Janalee
Two Friends #1
Two Friends #2
Two Friends #3
Two Friends #4
White Gold #1
White Gold #2
White Gold #3
White Gold #4
White Gold Millsite

Titles have been passed on by Vernon Cruickshank.

GENERAL:

The property lies within the confines of the Coronado National Forest Reserve and in the Oro Blanco Mining District. Its location is 75 miles south of Tucson, Arizona, the logical distributing center and in the county of Santa Cruz. The nearest post office is at Ruby, 7 miles distant by road. The nearest shipping railroad point is at Amado 27 miles, northeast; a point on the Southern Pacific Railroad.

Negales lies 32 miles to the southeast.

ROADS lead to all working points on the property. The main highway lies 5 miles distant and the connecting road is a fair automobile road. $500.00 if spent upon the roads would have a beneficial effect but is not a necessity.

There is some TIMBER in the immediate neighborhood but is practically all of a deciduous character. It could be used for fuel and possibly for lagging but mining timber should be imported.

LABOR is abundant with a large element of Mexican and Indian men available. Current wages in the district range from $2.75 to $3.25 per day.

FREIGHT rates by truck to and from Tucson are $4.00 per ton. Freight to Amado - $3.00 per ton. Freight from Amado to El Paso $1.50 per ton by rail.

There seems to be a plentiful supply of WATER available. Rains are distributed throughout both the summer and winter seasons. Water runs in the creek in the gulch bottom practically throughout the year. Water stands at the 135 foot level of the Ore Blanco (white gold) mine and at about the same horizon in the Tres Amigos Mine. When operating, the mine furnished 75 gallons of water per minute to the mill.

Springs supply domestic water and there is, a short distance below the mill, an admirable site for a dam which would insure water for larger operations. The dam would involve a very small outlay.

TOPOGRAPHY:

The district and the area comprising the claims is mountainous but is not particularly rough or rugged. Differences in elevation on the property do not exceed approximately 400 feet.

Elevation at the camp is 4030 feet. Coloration effects disclose the outcrops of veins as well as overlying rock formations.

The major breaks and gulches have a generally north-south trend and drainage is to the south.

GEOLOGY:

The geological situation in the Ore Blanco district is rather complex and varies a great deal at the different mines.

The district is very large being several miles in both length and width; at least over 40 square miles in area.

The Arizona geological survey assigns the sedimentary rocks to being of Cretaceous age. Prior to this period the land was evidently above sea level for a very long time. Following subsidence, it was elevated again to above sea level in late Cretaceous time by intrusions which raised the surface to a high plateau.

The intrusive rock is an acid rock with a prophyritic structure carrying quartz, plagioclase, orthoclase and hornblende together with appreciable amounts of black minerals; largely iron, manganese and titanium. The original hornblende has subsequently been altered to chlorite.

The rock varies considerably and ranges from andesitic to dioritic in character. Subsequent to the intrusion an extensive effusive of rhyolite poured out over the country. This rock takes on various phases.

Along the contact it picked up and partially absorbed other rocks and appears more or less as a rhyolite - conglomerate. Where it cooled quickly its texture is felsitic and where it cooled slowly it appears as porphyritic.

Subsequent erosion has been very extensive and in places has reduced the surface to the original surface. Where fully protected from erosion the surface occupies a position 1500 feet higher than the old contours.

Dynamic forces were very active throughout the district.

Regional stresses were relieved by the creation of numerous shear zones and several of these appear on the property. Faulting and long continued movement followed along the zones so that eventually well defined fissure veins resulted in several instances.

A great deal of brecciation throughout the country rock took place. This permitted some circulation of mineral bearing solutions but the greatest amount of mineral seems to have circulated along and was deposited in the veins.

Resilicification subsequently followed brecciation in the rhyolite, making of it a very hard tough rock in places.

In the mine one may find rhyolite as one of the walls over 300 feet below surface. Andesite seems to be more in evidence underground and generally constitutes both walls.

The fact that the rhyolite, supposed to be a surface flow, appears 300 feet below surface suggests that there has been a complicated system of faulting or that it found its way to surface along the line of weakness provided by the vein. Until opportunity for further study is afforded the writer feels that both conditions obtain. No major transverse movement along cross breaks or faulting across the vein shows in the underground workings. Movement along the plane of the vein, however, was very considerable and evidence of the same shows in heavy gouge along the walls, slicken-sides and alteration products. Evidence of repeated movement, apparently over a long period of time, may be construed as a favorable sign since it keptopen paths for mineral bearing solutions.

The ore in the vein show somewhat the effect of alteration, much silica and quartz near rhyolite. Near andesite there is less quartz and more talc and chlorite.

Coloration of iron and manganese stainings show and in some places are pronounced.

The gold is mostly free but some values are carried in the black minerals associated.

Where brecciation shows values follow cracks and crevices.

As a whole the ore is not hard but does show some druziness or small cavities.

Dissemination of values extends beyond the walls in places following seams and cracks and makes commercial ore.

The indications are thatsulphides will be encountered and other indications point to the values extending to depth or that ores are deep seated.

Appreciable amounts of tungsten and molybdenum show in the mill products particularly on ores of the Tres Amigos system of parallel veins.

No sulphides appear in the mine at present even at the present water level. This suggests gradual subsidence and sulphides should be encountered later and in all probability a more or less zone of enrichment.

The Ruby Mine of the Eagle Picher Company, 2½ miles to the northeast is 1100 feet deep and it is operating in sulphide zones; the veins carrying lead, zinc, copper, gold and silver. One might reasonably infer a similar situation would obtain in the mines of Legend group at depth.

Taken as a whole the geological conditions are favorable; the intrusives are very large; the veins are traceable over long distances and there is evidence that dynamic forces operated for a long period as well as intensively.

A great deal of evidence shows relative to crushing and pressure. The rhyolite has been more resistant than the andesite and a pebbly or bouldery condition obtains sometimes in the vein or along the wall. In naming the intrusive Andesite, it is done so reservedly. Some phases of it appear more as a diorite, but its general appearance as a whole, is largely andesitic, and the term Andesite is used to represent the intrusive for convenience.

The middle vein carries a considerable amount of manganese oxides, which lines cracks and fills in crevices.

Values appear very attractive in this vein and may reflect surficial influences but normal conditions should be found at water level.

VEIN SYSTEM:

The following principal veins exist on the property:

Dos Amigos
Fifty ~~Four~~ Foot
East - (Oro Blanco)
Middle
West
Big
Parallel
Tres Amigos

mineralized shears

Others are known and more are suspected.

A vein appears in the gulch west of Dos Amigos but no work seems to have been done on it.

The Branch Vein is cut underground in two places by the Tres Amigos. Considerable work has been done on this and is creditably reported has been a producer of good ore.

An unnamed vein lies between the Oro Blanco and the Tres Amigos and seems strong and promising. A tunnel 300 feet long has been driven on it.

The West, parallel and Big Veins are all closely related being in the same zone. Mineralization is practically continuous for 75 feet (50 feet at right angles to the dip), as indicated by sampling in the crosscut on the 135 feet level of over $9.00 per ton. Watson assigns a value of $13.00 to this entire vein, old price for gold.

This has been checked many times. — Reported to be dacite

The veins being in shear zones often show as parallel veins for short distances.

The Dos Amigos and the Oro Blanco veins are in the same zone, and are probably the same vein. The same applies to the Fifty Foot and the Big Vein.

Values are somewhat spotty although the principal veins have well indicated ore shoots. Values are not entirely confined to the ore shoots however.

The general characteristics of the veins throughout are quite similar (other than the middle vein, which shows a considerable manganese content.)

Widths vary up to 15 feet but will average between 4 and 5 feet. (excepting the Big Vein.)

Dips vary. The main veins are nearly vertical, dipping 75 to 80 degrees to the north east. In the Big Vein series, the dip is approximately 55 degrees to the northeast. In the mine, the middle vein shows a reverse dip to the southeast in places. On surface it dips to the northeast.

Strikes show variation. The Dos Amigos - Oro Blanco series strike N. 55° W. The Tres Amigos series - S. 70° E. Two other veins on Two Friends #2 and #4 have the same strike. The latter carry lead and molybdenum, but run much higher in silver.

All the above veins have surface openings indicative of ore shoots, most of which show or are developed in workings underground.

DEVELOPMENT

The topography permitted tunnels to be driven on the Dos Amigos and Tres Amigos sections of the property.

Mine maps were furnished with the data given which were checked but no complete survey of the mines or property was attempted.

At Dos Amigos a tunnel, 750 feet long and on the vein was driven clear through the mountain.

An ore shoot 110 feet long was cut and considerable stoping was done on it. A shaft, near the portal was sunk to cut the vein at a lower level. It is not in good condition and is partially filled with water. There is a 240 foot tunnel on another vein, presumably the middle vein near the Dos Amigos workings.

At Oro Blanco a shaft was sunk to the 235 feet level on the vein.

Water now stands at the 135 foot level. The lower level is 260 feet long.

Drifting on 125 level amounts to		1025 feet.
Raising	" " " " "	237 feet.
Winzes	" " " " "	65 feet.
Crosscutting on 125 level amounts to		390 feet.

On the same level and in the crosscut the Middle vein has been drifted upon for 150 feet. West vein has been drifted upon for 80 feet, Parallel Vein has been drifted upon for 170 feet. Total footage Oro Blanco workings 2612 feet.

At the Tres Amigos Mine the main tunnel is 675 feet long.

The Intermediate level is 62 feet long.
The Lower level is 475 feet long.
The Intermediate #2 level is 242 feet long.
The Upper level is 162 feet long.
Raising amounts to 215 feet long.
Main shaft 125 feet long.
#2 shaft 78 feet long.
Winzes 75 feet long.
High Shaft 400 feet.

Total Footage Tres Amigos 1834 feet.

In addition to the above there are numerous shafts, short tunnels and cuts showing on surface aggregating probably 250 feet.

Workings	Dos Amigos	940 feet
"	Oro Blanco	2612 feet
"	Tres Amigos	1834 feet
"	Supplemental & scattered	600 feet
	Total	5986 feet

Workings on the Bob Tail claim are limited to pits, trenches and a 110 foot tunnel. The workings are in rhyolite and probably on the extension of the Oro Blanco vein. The showings are promising.

Shaft in Canyon above Cuatro's old house in Canyon below Fairchilds' mill on N. side of ridge.

Replacement value of the development work on the Legend Group of mines would amount to at least $75,000.00.

SAMPLING & ASSAYING:

Mine records and other data submitted shows a "Run of Mine" ore of over $10.00 per ton and the particular object in sampling was to check these former samplings.

Ninety-three samples were taken and the following gives the results obtained.

PARALLEL VEIN:

NO.	WIDTH	VALUE	FOOT - $
3	2'	$1.05	2.10
4	2' 3"	18.40	41.40
5	2'	1.06	2.12
6	2'	1.40	2.80
7	3'	3.15	9.45
8	3' 3"	1.40	4.55
9	4'	3.50	14.00

No. samples 7
Average width 2' 6"
Average value per ton $4.13
Average value including silver $4.34

BIG VEIN:

11	10'	$7.35	73.50
12	10'	4.55	45.50
13	10'	2.45	24.50
14	10'	1.75	17.50
15	10'	9.10	91.00
16	10'	8.75	87.50

No. Samples 6
Width of Mineralization 50'
Average value per ton 5.66
Average value including silver $5.94

A 20 foot width averages $9.36 per ton.

see P. 6 of Watson's Report

WEST VEIN:

No.	Width	Value	Foot - $
17	5'	0.50	2.65
18	4'	1.75	7.00
19	4'	1.40	5.60
20	5'	6.30	31.50
21	2'	0.35	0.70
22	4'	0.70	2.80
23	6'	1.40	8.40
24	2'6"	4.90	12.25

No. Samples 8
Average width 4'
Average value per ton $2.16
Average value per ton including silver 2.28

MIDDLE VEIN:

25	3'6"	4.55	15.92
26	5'5"	2.80	15.40
27	4'8"	9.80	45.08
28	3'	15.40	46.20
29	3'	17.55	51.45
30	3'	16.80	50.40
31	4'	27.30	109.20) Map shows at end of
32	4'	84.00	336.00) vein going northerly

No. Samples 8
Average Width 3'8"
Average value per ton $18.60
Average value per ton including silver $19.53

Mineralization extends over a length of 160 feet.

ORO BLANCO VEIN:

33	4'	5.30	2.12
34.	2'6"	0.70	1.45
35	4'3"	6.30	32.77
36	3'6"	5.60	19.60
37	4'	2.10	8.40
38	2'6"	3.85	9.62
39	3'	0.70	2.10
40	4'	1.05	4.20
41	4'	1.40	5.60
42	4'	0.00	0.00
43	4'	3.50	14.00
44	4'6"	2.80	12.60
45	3'6"	8.40	29.60
46	4'	11.20	44.80
47	4'	8.05	32.20
48	5'	6.30	31.50

GRO BLANCO VEIN - Cont'd.

No.	Width	Value	Feet - $
49	8'	7.70	61.60
50	5'	19.95	99.75
51	8'	28.00	224.00
52	5'	3.85	19.25
53	3'	21.00	63.00
54	4'6"	12.60	56.70
55	2'	2.45	4.90
56	3'6"	4.55	15.92
57	4'	32.90	131.60

No. samples 25
Average value per ton $9.06
Average value per ton including silver $9.51

155 feet ore shoot well indicated $13.67
Average width 5'3"
Average value per ton including silver

TRES AMIGOS VEIN, Tunnel level:

58	3'	18.20	54.60
59	3'	1.40	4.20
60	5'	1.23	6.15
61 (F)	12'	4.20	50.04
62	3'	4.20	3.50
63	5'	0.70	3.50
64	4'6"	3.15	14.17
65	2'6"	2.45	6.12
66	4'	9.80	39.20
67	3'	7.00	21.00
68	12'		
69			
70	12'	21.35	256.20
71	3'	6.65	19.95
72	5'	4.90	24.50
73	4'	1.40	5.60

No. Samples 14
Average width 5'
Average value $7.50
Average value including silver 7.60

DOS AMIGOS 200 ft. level:

No.	Width	Value	Foot - $
75	5'	47.60	238.00
76	4'	25.20	100.80
77	4'	19.60	78.40
78	4'	16.80	67.20
79	5'	4.20	21.00
80	6'	14.00	84.00
81	9'	5.25	47.25
82	4'	1.05	4.20
83	3'	18.90	56.70
84	4'	0.88	3.52
85	5'	21.70	108.50

No samples 12
Average width 4'8"
Average value including silver $11.42

200 Level - average width 4'10"; average value $16.02

Well developed ore shoot over 100 feet in length. Average width 5'3"; Average value $18.03 per ton, including silver.

DOS AMIGOS VEIN:

86	4'	0.88	3.52
87	8'	0.70	5.60
88	4'	1.40	5.60
89	4'	1.05	4.20
90	4'	0.70	2.80
91	3'	15.75	47.25
92	3'	1.23	3.69
93	3'	1.40	4.20
94	8'	2.10	16.80
95	4'	2.45	9.80

No. samples 10
Average width 4' 6"
Average value per ton including silver $2.41

SUMMATION

	No.	Total Widths	Foot - $	Average gold value
Parallel Vein	7	18.5	76.42	4.13
Big Vein	6	60.0	339.50	5.66
West Vein	8	32.5	70.90	2.18

SUMMARY - (continued)

	No.	Total Widths	Feet - $	Average gold value
Middle vein	8	30.5	669.65	18.60
Oro Blanco	25	103.75	940.33	9.06
Tres Amigos Tun.	14	69.00	517.93	7.51
Tres Amigos 200 Lv.	11	53.00	809.57	15.27
Dos Amigos	10	45.00	103.46	2.30

No. Samples 89
Average width 4'4"
Average value per ton gold $8.55
Average value per ton gol & silver $8.97

In the above calculations are included many samples which were taken, not to determine values primarily but to determine limits of commercial ore, but are nevertheless included in the general average for all mines, veins and workings sampled.

Eliminating, parallel, west and Dos Amigos veins, which, while showing some commercial ore, are not wholly commercial.

	No.	Total widths	Feet - $
Tres Amigos	14	69	517.93
Tres Amigos, 200 Lv.	11	53	809.57
Oro Blanco	25	103.75	940.33
Middle	8	30.5	669.65
Big Vein	6	50.0	300.00

No. Samples 64
Average width 5'
Average value per ton gold $10.57
Average value per ton gold and silver $10.55

In like manner, Tres Amigos and Dos Amigos and Oro Blanco veins only give results of

No. samples 50
Average width 4'8"
Average value per ton gold $10.04
Average value per ton gold and silver $10.55

Including the veins showing the more extensive openings with commercial ore, ore Tres Amigos, Middle and Oro Blanco, the results are: -

No. Samples 58
Average width 4' 6"
Average value per ton gold $11.46
Average value per ton gold and silver $12.01

Several ore shoots show and are indicated in the mines. By taking only widths and values of the ore shoots and eliminating the balance in the mines, much of the ore of which is commercial, the following results obtain: -

Length	Vein	Average Value	Average Width
160	Middle	$10.60	3'8"
100	Tres Amigos	17.18	5'3"
155	Oro Blanco	13.02	5'3"

Total Lengths 415 feet
Average width 4' 10"
Average value per ton gold $15.51
Average value per ton gold and silver $16.28

The sampling of Watson and the mill returns indicate that the ores carry about 10% of the values in silver. The samples I took and had run for silver are somewhat less, but indicate that 5% is a closer approximation.

To the above figures therefore should be added 5% for silver values, or:

All veins than average	$ 8.55	per	ton
Parallel Vein	4.34	"	"
Big Vein	5.94	"	"
West Vein	2.28	"	"
Middle Vein	19.53	"	"
Oro Blanco	13.67	"	"
Dos Amigos	2.41	"	"
Tres Amigos	11.42	"	"

The well-indicated oreshoots in Middle, Oro Blanco and Tres Amigos veins show an average value of $16.28 for 415 feet over an average width of 4' 10".

A noteworthy feature of the sampling is that for a width of 60 feet along the cross cut the Big Vein show values of $5.94 per ton for a commercial product, and 20 feet shos values of $9.36 per ton.

Watsin shows a value of $13.00 ($22.75 now price) for a width of 50 feet (73 feet along the dip).

The sampling seems to bear out the results of Mr. Watson's work taking into consideration present values for gold and silver.

Assaying was done by Ed. Eisenhower, Jr. of Los Angeles. Assays were run in duplicate and, per instructions, a double charge was used.

The price per ounce of gold for calculating values is $35.00; for silver 75 cents per ounce.

See P. 344 of Watson report

ORE RESERVES:

In considering ore reserves it is well to remember that tonnages are often reflected in and by the strength of veins. In the present case the veins are proven over long distances and any vein, generally speaking, which has a demonstrated length should extend to a similar or considerable depth.

The sampling indicated values are carried throughout the veins and taken as a whole and from all veins averaging, and weighting values, the ore appears commercial.

Where selective mining could be profitably followed it should be done and all non-commercial ore eliminated.

Except in the case of the Tres Amigos workings, very little technically blocked out ore exists in the mines when the interpretation placed upon the term means exposure on four sides.

Ore Blanco:

Twenty five samples taken along the 125 foot level give an average value of $9.51 and an average width of 4'2".

Were these values to continue to surface there would be a tonnage exposed on three sides of 53,000 tons. Deducting for stoping done etc., there remains 45,000 tons of well-indicated ore.

Mr. Watson, in his calculations, estimates 40,000 tons developed in the East vein (Ore Blanco) with an average grade of $6.30 per ton (present price $11.02) and an average width of 55 inches. These are better values and widths than my own. Watson reports values extending down in the shaft. If so, tonnages should be larger.

While several sections show good commercial ore there is indicated an ore shoot 155 feet long, 180 feet high and 5'3" wide of $13.67 ore. There should remain in this shoot 7500 tons. This is very well indicated ore.

Middle Vein:

The Middle Vein is opened by a 160 drift which averages 3' 8" wide and carries values of $19.53 per ton. Workings from surface indicate the same ore shoot existing.

Presuming values continued through to surface or 225 feet there would be a tonnage in the shoot of 8250 tons and deducting for stoping there should remain 6500 tons. This is very well indicated ore.

No tonnage for the Parallel, Big or West Veins can be estimated or calculated because these veins are only pa pierced at depth at one point. However, each of these veins show that considerable ore was taken from them in shallow workings. There is however, a very potential possible tonnage in these veins and particularly the Big Vein.

Ros Amigos:

As a whole this does not show much commercial ore. One ore shoot is evident in the workings and is approximately 75 feet long and 4'6" wide. Limited sampling gives values of $15.75 per ton. No tonnage estimated.

Tres Amigos:

Sampling shows commercial ore scattered throughout the various sections of this mine. All the samples indicate an average value of $11.42 over an average width of 4'8".

Over a length of 700 feet; a width of 4' 8" and an average height of 225' there is an indicated tonnage of 55,000 tons. Deducting for stoped areas 12,000 tons, there remains 43,000 tons which might be classified as very well indicated ore.

Between the tunnel and the 200 foot level, there is a block of 6725 tons of $15.27 fully proven ore.

There is indicated an ore shoot 100 feet long raking N.W; 250' high and 5' 3" wide carrying $17.18 per ton values.

This would contain 9000 tons of which 6500 tons remains after deducting stoped areas.

Summation:

Ore Blanco Vein	45,000 tons	$9.50	Well indicated
" " "	7,000 "	13.67	Very well indicated
Middle Vein	6,500 "	19.53	" " "
Tres Amigos Vein	43,000 "	11.42	Well indicated
" " "	6,725 "	15.27	Proven
" " "	6,500 "	17.36	Very well indicated

COSTS:

The inspection of the property shows that the mines are fairly well opened up and that the ore is not hard and for the most part stands well.

The veins stand steeply to nearly vertical and the walls are generally very good and clearly defined. Under these conditions mining costs should be relatively low. The only timber required is for chutes and staging.

As mentioned before, a great deal of movement and crushing effects show in and along the vein, particularly where rhyolite is present. This rock, being hard, has resisted alteration somewhat, as well as crushing, and appears often in pebbly or bouldery form in the vein.

These pebbles carry practically no values and should be discarded over grizzly's or trommels. This method would materially lessen milling costs by eliminating roughly 25% of the ore, without sacrificing values.

The mill is located approximately ½ mile from the Oro Blanco shaft and a mile from the Tres Amigos Tunnel so that an ore transportation charge is necessary, but will be small approximating 10¢ per ton.

Diesel engine oil costs 4.8¢ per gallon at Tucson and close to 7.5¢ delivered at the mine.

A great deal of Mexican and Indian labor is available in the district and miners and others can be had for $2.75 to $3.25 per day.

Bearing the above factors in mind as well as past performance in operation, it is believed that costs will be relatively low.

The following costs should obtain and are based upon experience and comparison with mines similarly situated. These are often better guides to costs than attempting estimates where unknown factors exist.

Mining	$1.60 per ton		
Transporting ore &			
Milling &	1.35	"	"
Refining & Assaying	.10	"	"
New Development	.50		
Insurance, Taxes, etc.	.40		
Overhead	.25		
Depreciation &			
Replacement	.15		
Freight per ton unit	.15		
Total	$4.50		

EARNINGS:

Assuming operating and marketing costs of $4.50 per ton as indicated above.

The 45,000 tons of $9.51 ore indicated in the Ore Blanco should yield a profit of $225,450.00
The 6500 tons of $19.50 ore indicated in the Middle Vein should yield a profit of $97,400.00
The 43,000 tons of $11.42 ore indicated in the Tres Amigos vein should yield a profit of $297,500.00.

Profit from indicated ore:

Ore Blanco Vein	$225,450.00
Middle Vein	97,400.00
Tres Amigos	297,500.00
Total operating profit	$620,350.00
Deducting 20% for contingencies	120,350.00
	$500,000.00
Allowing 10% loss in recovery	
Allowing 10% for royalty	125,000.00
Net earnings -	$375,000.00

This from well indicated ore which might be classed as probable ore.

Considered from a most conservative basis and taking the very well indicated ore, which might be classed as Positive Ore, the following earnings will apply:-

Ore Blanco Vein 7500 tons,	$13.67 ore	$68,775.00
Middle Vein 6500 tons,	19.53 ore	97,400.00
Tres Amigos Vein 6500 tons,	17.10 ore	81,400.00
Allowing for 10% recovery loss and 10% Royalty		247,575.00
	a/c Purchase	47,575.00
	Net Earnings	$200,000.00

In operation it is more than probable that selective mining will be practiced wherein non-commercial and poorer grades of ore will be eliminated and the grade of ore reaching the mill will be of higher value.

Under such a policy considerable advantage would follow and should be reflected materially upwards in earnings.

With the capacity of the mill at 75 tons per day of 24 hours, and assuming ore treated comes from several parts of the mine or well distributed sections and assuming there is a 10% loss in operating time, a 10% loss in recovery and deducting a further 10% for royalty, which strictly should be assigned to Real Estate-Purchase Price, then daily earnings should approximate $300.00 per day, or $75000.00 per month. Earnings are dependent somewhat upon good and stable management.

Several years operations are indicated.

EQUIPMENT:

The mine is rather fully equipped and below is appended a full list of equipment. It is capable of operating almost immediately although some additional equipment could be advantageously provided and some modification of the mill would be advisable.

Machinery, equipment and tools have a replacement value in the neighborhood of $25,000.00, but cost considerably more.

BUILDINGS:

Besides the mill, there are the following buildings: Assay laboratory, office, 5 cabins, cook house, 3 tent houses, warehouse, compressor house, and blacksmith shop.

All cabins are furnished and complete equipment in the cook house, laboratory and office.

Replacement value of buildings is approximately $7,500.00.

METALLURGY:

The mine is equipped with a concentrating mill of a nominal 75 ton capacity.

The flow sheet is as follows:

Course crushing:	9 x 15 wheeling Jaw Crusher
Fine grinding:	75 ton Marcy Ball Mill
Classifying	Dorr Simplex Classifier
Concentration	6 Wilfley tables
Drying	Furnace Dryer

The mill is well constructed, but lacks windows. The equipment is good.

The flow sheet and the method employed for concentration is not well suited for the type of ore. The largest proportion of values are in free gold and amalgamation should be employed, preferably Gibson amalgamators.

The balance of the values is contained in hematite, magnetite, and illmanite, etc., as well as manganese. Wet concentration utilizing the Wilfley tables should make an effective recovery of these minerals, but secondary classifying is necessary.

This is not provided for in the present mill and the recovery of "middlings" from the tables and the retreatment of the same is likewise not provided for.

The sampling of the small tailings dump below the mill indicates a loss in recovery of $1.55 per ton. This suggests an improvement might be effected through amalgamation, finer grinding and the taking off of a "middling" product. The present tables should be arranged in series, thus permitting retreatment.

The concentrates could be shipped to the smelter direct and the gold recovered by amalgamation to the mint. Later, or when advisable, the concentrates might be cyanided and gold and silver values recovered at the property without having to bear the losses imposed through smelting and freight.

An inspection of the mill and a study of operation suggests that: -

I Finer primary crushing be done
II Finer grinding be done
III Wilfley tables be arranged in series to recover and retreat "middlings"
IV Secondary classifying be installed to permit better recoveries on the tables.
V Flotation tests be made

These things are recommended.

REQUIREMENTS:

The following things if installed, would be warranted and show a marked improvement in operations.

Amalgamators	$600.00
Windows for mill	150.00
Alterations in flow sheet	400.00
Additional Classifier	400.00
3 stoping drill outfits	750.00
Drill sharpener	400.00
Bins	500.00
Hoist	700.00
Headframe	400.00
Rope, Skip, Track, etc.	450.00
Repair roads	300.00
	$5,050.00
Payroll	3,000.00
Supplies	1,500.00
Total	$9,550.00
or	$10,000.00

Considerable of this outlay could be deferred and paid out of earnings.

THE SITUATION:

The district in which the mines are located is an old one.

With lack of transportation, operations were carried on in the early days by principally Mexicans who worked the surface ores and treated them in arastras.

Later, the properties were absorbed by operating companies who did a great deal of development work.

Values were marginal under the old price for gold and with mounting costs, particularly during the World War, operations ceased.

With the revaluing of gold at its present price of $35.00 per ounce the ores became commercial again.

In connection with the mines of the Legend Group, it would appear that they have been under-financed and worked under difficulties and embarrassments in no way due to the company itself, which prevented regularity of operations. This enforced a cessation and that situation obtains at present.

Fairly good equipment has been provided throughout and operations could be started within a short time.

Considerable development has been done sufficient to insure a supply of ore for a few years.

The average grade of ore is commercial. For the most part conditions are very favorable for successful and sustained operations at normal costs.

The geology connected with the group is favorable and is indicative that ore values will extend downwards.

The veins are strong and the dips and widths are such that working conditions should be good.

Besides the Positive and Probable ore, there is a very large potential ore reserve in the several other known veins and their downward extensions.

OPINION:

I look upon the Legend Mines Group in a very favorable light.

Certain additional equipment is warranted and a few alterations in the mill arrangement is advised.

Sufficient capital to place the properties upon a regular and sustained operation of 75 - 100 tons per day should be provided.

The acquirement of the mine is recommended.

617 Subway Terminal Building
Los Angeles, California
June 1, 1935

John Daniell, Engineer of Mines

SHIPMENTS

ORE FROM TRES AMIGOS MINE TO MAY 1, 1935

		Gold	Silver
March 20	3.75 tons	6.30	1.35
April 6	13.50 "	5.60	2.67
" 7	9.00 "	6.30	1.37
" 8	18.00 "	14.00	1.48
" 9	13.50 "	4.20	1.55
" 16	8.00 "	5.60	.97
" 17	25.00 "	5.60	.97
" 24	8.25 "	15.75	1.94
" 25	6.00 "	9.10	1.06
" 26	22.50 "	9.10	1.06
" 27	18.00 "	16.80	.25
" 28	11.25 "	.70	1.66
" 28	6.75 "	35.00	.84
" 27	4.50 "	8.40	1.29
" 29	17.25 "	8.40	1.91
" 30	18.00 "	7.00	1.61
TOTAL	203.75		

Mill heads average $11.23 ton.

Name of Applicant	Mine Location County	Principal Metals	Amount Requested	Date Application Received	Date of Rejection on Preliminary Examination	Date Field Examination Authorized	Date Field Report Received in Washington	Date Engineer Examiner's Report	Date Action by Board of Directors	Date letter of Acceptance or Rejection	Status	Date of Initial Disbursement	Date of First Payroll	Total Amount Authorized	Amount Expended Before Disbursement Stopped
Anthony Cole	Yavapai	Copper	$ 2,000	9/27/43			9/28/43	10/1/43	10/6/43	10/6/43	Declined				
Ralph A. Airheart	Yavapai	Lead, zinc, gold, silver	23,200	10/1/43			10/6/43	10/12/43	10/20/43	10/20/43	Declined				
Louis N. Rahn	Pinal	Copper, lead	20,000	10/8/43			10/18/43	11/1/43	11/5/43	11/5/43	Declined				
Ray E. Black	Mohave	Manganese	15,000	10/12/43			11/8/43	11/17/43	11/22/43	11/22/43	Declined				
Arnold H. & Helen D. Johnson	Pinal	Molybdenum, copper	20,000	10/18/43			10/29/43	11/2/43	11/5/43	11/5/43	Declined				
Peter H. Lund	Gila	Gold, silver, lead, zinc	1,630	10/25/43	10/28/43			10/28/43	11/3/43	11/3/43	Declined				
H. L. Williams	Yavapai	Zinc	15,000	10/29/43							Held in Abeyance				
H.E.Miller & W. M. Sim	Cochise	Copper, zinc	3,500	11/1/43			11/1/43	11/3/43	11/8/43	11/8/43	Declined				
Wm. A. Hooton	Cochise	Copper, zinc	20,000	11/5/43			11/29/43	12/17/43	12/20/43	12/21/43	Declined				
A. T. Russell	Santa Cruz	Copper, lead, zinc, silver	6,000	11/9/43			11/27/43	12/3/43	12/10/43	12/11/43	Approved	1/19/44	*	$11,000	
W. E. Curtis	Yavapai	Gold, silver, lead, zinc	15,000	11/15/43			12/13/43	12/17/43	12/22/43	12/22/43	Declined				
Edward H. Molson	Pinal	Tungsten	27,000	11/16/43			12/4/43	12/7/43	12/15/43	12/16/43	Approved	1/17/44	*	20,000	
Robert W. Nicholas	Gila	Copper, gold, silver	30,000	11/16/43			12/8/43	12/15/43	12/22/43	12/22/43	Declined				
Long Contact Mining Co.	Santa Cruz	Copper, lead, zinc, silver	15,000	11/23/43			12/13/43				Pending				
Falcon Mining Co.	Gila	Lead, silver	4,500	11/29/43	12/24/43			12/24/43	12/31/43		Declined				
R. A. Brett, E.M.& F.Edgerton	Yuma	Lead	14,394	12/6/43			12/28/43	1/3/44	1/11/44	1/11/44	Approved			12,000	
Grand Canyon Mines	Mohave	Lead, zinc, copper, silver	30,000	12/11/43							Pending				
H.K.Thomas & L.G.Andrews	Maricopa	Copper	18,450	12/13/43			1/1/44				Pending				
A. C. Van Hook	Yavapai	Copper, gold	7,500	12/14/43			1/3/44	1/7/44	1/14/44	1/14/44	Declined				
R. A. Airheart	Yavapai	Copper	5,000	12/22/43			12/22/43	12/24/43	12/31/43	12/31/43	Declined				

* Refunding loan subsequent to preliminary RFC financing.

Name of Applicant	Mine location County	Principal Metals	Amount Requested	Date Application Received	Date of Rejection on Preliminary Examination	Date Field Examination Authorized	Date Field Report Received in Washington	Date Engineer Examiner's Report	Date Action by Board of Directors	Date letter of Acceptance or Rejection	Status	Date of Initial Disbursement	Date of First Payroll	Total Amount Authorized	Amount Expended Before Disbursement Stopped
Canyon Copper Co.	Mohave	Copper	$30,000	5/17/43			5/29/43	6/5/43	6/9/43	6/9/43	Declined				
Myers & Morrison	Cochise	Gold, silver, copper, molybdenum	30,000	5/17/43			5/17/43	5/26/43	5/31/43	5/31/43	Declined				
Taylor & Gorman	Pima	Copper, tungsten	8,000	5/17/43			5/25/43	5/28/43	5/31/43	6/1/43	Approved	6/11/43	*	$ 8,000	
Edward P. Crawford	Mohave	Mica	15,000	5/19/43			9/4/43	9/16/43	9/20/43		Declined				
G. T. Alley	Pima	Copper	30,000	5/19/43			6/2/43	6/21/43	6/25/43	6/25/43	Declined				
Gold Hill Dredging Co.	Yuma	Tungsten	25,000	5/19/43			5/13/43	5/24/43	5/28/43	5/29/43	Approved	6/9/43	6/15/43	25,000	
J.M.Layman, R. & M.F.Jones	Santa Cruz	Silver, copper, lead, zinc	30,000	5/22/43			6/8/43	7/20/43	7/26/43	7/27/43	Declined				
S. J. Patrick & A. G. Wells	Pinal	Copper	5,000	5/22/43			5/22/43	5/28/43	6/2/43	6/2/43	Declined				
Earl G. Rogers	Yavapai	Fluorspar	10,000	5/25/43			6/30/43	7/7/43	7/12/43	7/12/43	Declined				
Bulwark Mines, Inc.	Mohave	Gold, silver, lead, zinc	30,000	5/25/43			6/9/43	6/22/43	6/25/43	6/25/43	Declined				
E. A. Borge	Gila	Copper	30,000	5/26/43			6/9/43	6/25/43	6/30/43	6/30/43	Declined				
Frank H. Grannis	Mohave	Lead, zinc	30,000	5/27/43			5/27/43	6/2/43	6/4/43	6/4/43	Declined				
Horseshoe Mine	Graham	Copper	11,000	5/29/43			6/2/43	6/4/43	6/7/43	6/8/43	Approved	6/24/43	*	11,000	
Peter Lund	Gila	Silver, copper, lead, zinc	7,000	5/31/43			5/31/43	6/5/43	6/9/43	6/9/43	Declined				
Meyer,Walker,Cochrane,Little	Mohave	Gold, silver, copper, tungsten	20,000	5/31/43			7/12/43	7/20/43	7/26/43	7/26/43	Declined				
Charles & May Turner	Yavapai	Silver, copper, lead, zinc	20,000	6/2/43			6/16/43	7/7/43	7/12/43	7/12/43	Declined				
Edwin F. Rippey	Yavapai	Gold, silver, lead, zinc	8,800	6/7/43			6/14/43	6/18/43	6/25/43	6/28/43	Approved	7/12/43	*	8,800	
Paymaster Silver-Lead Co.	Pima	Gold, silver, copper, lead	20,000	6/11/43			6/14/43	6/16/43	6/23/43	6/23/43	Declined				
C. L. Baker	Yavapai	Zinc	12,500	6/15/43			9/1/43	9/7/43	9/10/43	9/10/43	Declined				
Lucy & Frank Jones	Cochise	Copper, zinc	10,000	6/15/43			7/5/43	7/12/43	7/16/43	7/16/43	Declined				
Vaughn Copper Co.	Pinal	Copper	20,000	6/15/43			7/5/43	7/14/43	7/16/43	7/16/43	Declined				
Frank E. Chisum	Gila	Tungsten	20,000	6/16/43							Withdrawn				
Daily Mines Co.	Pima	Copper	30,000	6/18/43			7/12/43	7/28/43	8/2/43	8/2/43	Declined				
Daily Mines Co.	Pima	Copper	4,000	8/16/43			8/28/43	10/28/43	11/3/43	11/3/43	Approved	11/15/43	11/15/43	4,000	
William S. Bradbury	Mohave	Tungsten	30,000	6/22/43			7/30/43	9/11/43	9/15/43	9/15/43	Approved	10/1/43	10/8/43	20,000	
Alexander C. Xynos	Cochise	Tungsten	30,000	6/18/43			7/2/43	7/13/43	7/16/43	7/16/43	Declined				
E. B. & C. B. Hayes	Yavapai	Copper	15,000	6/23/43			7/19/43	7/31/43	8/6/43	8/6/43	Declined				
Yuma Copper Mine	Yuma	Copper	30,000	6/25/43			7/2/43	7/10/43	7/12/43	7/12/43	Declined				
G. R. Garner	Pinal	Silver, lead	30,000	6/28/43			7/20/43	10/4/43	10/20/43	10/20/43	Declined				
Ben E. Joy	Yavapai	Copper	10,000	6/30/43			7/19/43	7/23/43	7/28/43	7/29/43	Declined				
J. H. Beauchamp	Mohave	Lead, zinc	20,000	7/2/43			7/19/43	7/27/43	8/2/43	8/2/43	Declined				
Geo. R. Mahaffey	Gila	Manganese	6,250	7/5/43			7/22/43	8/3/43	8/13/43	8/13/43	Declined				
Adams & Carroll	Coconino	Manganese	11,000	7/9/43			7/26/43	8/11/43	8/23/43	8/23/43	Declined				
G.W.Sebastian & Harry Wright	Pinal	Copper	12,365	7/13/43	7/16/43			7/16/43	7/21/43	7/22/43	Declined				
Roy Griswold	Yavapai	Copper, lead, zinc	10,000	7/13/43			7/30/43	8/18/43	8/25/43	8/25/43	Declined				
Roma Tomlinson	Yavapai	Lead, zinc, gold, silver	15,000	7/16/43			7/19/43	7/22/43	7/26/43	7/26/43	Declined				
L. H. Syndicate	Mohave	Lead, zinc, copper	12,500	7/19/43			7/22/43	7/23/43	7/28/43	7/29/43	Approved	8/30/43	*	12,500	
Southwest Tungsten Min. Co.	Cochise	Tungsten	20,000	7/22/43			9/1/43	9/6/43	9/10/43	9/10/43	Declined				
Pine Top Asbestos Mine	Gila	Asbestos	25,000	8/2/43			9/25/43	10/26/43	10/30/43	11/1/43	Approved	1/14/44		25,000	
Roy Roberts	Yavapai	Lead	30,000	8/2/43			8/10/43	8/12/43	8/18/43	8/18/43	Declined				
Henry Galbraith	Mohave	Copper, gold	30,000	8/5/43			8/30/43	9/4/43	9/8/43	9/8/43	Declined				
Midco Reserves, Inc.	Maricopa	Mercury	30,000	8/10/43			8/10/43	8/21/43	8/27/43	8/27/43	Approved	10/20/43	10/15/43	30,000	
Tonto Mining Co.	Gila	Fluorspar	15,000	8/10/43			9/17/43	9/30/43	10/6/43	10/6/43	Declined				
Western Machinery Co.	Yavapai	Copper, gold, silver	20,000	8/10/43							Withdrawn				
Francis D. Crable	Cochise	Lead	8,000	8/13/43							Withdrawn				
Victory Mines & Milling Co.	Mohave	Lead, zinc, gold, silver	7,500	8/13/43			8/13/43	8/17/43	8/23/43	8/23/43	Declined				
C. M. Taylor	Pima	Tungsten	25,000	8/17/43			9/13/43	9/18/43	9/22/43	9/22/43	Declined				
Gribble & Heron	Gila	Copper	10,000	8/17/43			9/9/43	9/13/43	9/15/43	9/16/43	Approved	9/29/43	*	10,000	
M. V. & J. H. Lee	Graham	Copper, lead, silver	20,000	8/20/43	9/6/43			9/6/43	9/10/43	9/10/43	Declined				
Leonard F. Albrecht	Yavapai	Copper, zinc	13,817	8/20/43			8/20/43	8/24/43	8/30/43	8/30/43	Declined				
Dr. G. R. Patton	Pima	Copper	20,000	8/23/43			9/25/43	9/29/43	10/4/43	10/4/43	Declined				
Louis Dean	Greenlee	Fluorspar	10,000	8/27/43			9/21/43	10/4/43	10/6/43	10/6/43	Declined				
Mt. Copper Corp.	Yavapai	Copper, gold, silver	30,000	8/30/43			9/3/43	9/8/43	9/13/43	9/14/43	Approved	10/19/43	*	15,000	
Edward H. Molson	Pinal	Tungsten	28,000	8/30/43			8/30/43	9/1/43	9/6/43	9/6/43	Declined				
Jack G. Russell	Gila	Copper	10,000	9/3/43			9/13/43	9/15/43	9/17/43	9/17/43	Declined				
S. J. Langley	Mohave	Zinc, copper, lead, gold	30,000	9/6/43			9/6/43	9/10/43	9/10/43	9/10/43	Declined				
J. H. Olsen	Yuma	Lead, silver, fluorspar	9,500	9/6/43			10/4/43	10/21/43	10/27/43	10/27/43	Declined				
Newt Wells	Pima	Tungsten	9,675	9/6/43			9/13/43	9/21/43	9/24/43	9/24/43	Declined				
Hugh Jim White	Santa Cruz	Copper, lead, zinc	7,500	9/7/43			10/4/43	10/8/43	10/13/43	10/13/43	Declined				
Associated Copper Min. Co.	Pima	Copper, zinc	9,500	9/13/43			9/13/43	9/18/43	9/22/43	9/22/43	Declined				
C. A. Pierce	Santa Cruz	Copper	35,000	9/15/43	10/6/43			10/6/43	10/13/43	10/13/43	Declined				
Sherwood B. Owens	Pinal	Lead, zinc, gold, silver	10,000	9/18/43			10/4/43	10/8/43	10/20/43	10/20/43	Declined				
K. D. Terrell	Yavapai	Copper	21,000	9/20/43			10/9/43	10/16/43	10/22/43	10/22/43	Declined				
Alfred Strong Lewis	Mohave	Lead, zinc	16,500	9/20/43							Pending**				
Geo. W. Long	Mohave	Copper	10,000	9/21/43			10/4/43	10/18/43	10/22/43	10/25/43	Approved			7,000	
									12/17/43		Rescinded				

* Refunding loan subsequent to preliminary RFC financing.

** Pending outcome of preliminary development loan program.

Name of Applicant	Mine Location County	Principal Metals	Amount Requested	Date Application Received	Date of Rejection on Preliminary Examination	Date Field Examination Authorized	Date Field Report Received in Washington	Date Engineer Examiner's Report	Date Action by Board of Directors	Date letter of Acceptance or Rejection	Status	Date of Initial Disbursement	Date of First Payroll	Total Amount Authorized	Amount Expended Before Disbursement Stopped
John G. Streeter	Santa Cruz	Silver, copper, lead	$ 5,000	1/11/43	1/25/43			1/22/43	1/25/43	1/25/43	Declined				
E. P. Hilton	Pima	Copper, lead, zinc	5,000	1/15/43		1/21/43	2/25/43	3/11/43	3/17/43	3/18/43	Approved	4/12/43	5/1/43	$ 5,000	
Charlie H. Brown	Yavapai	Gold, silver, copper	20,000	1/15/43				4/12/43	4/19/43	4/19/43	Declined				
W. J. Kirby	Maricopa	Copper	20,000	1/18/43		2/25/43	3/26/43	4/5/43	4/7/43	4/7/43	Declined				
H. J. Farmer	Santa Cruz	Gold, silver, copper, lead	20,000	1/19/43		4/12/43	5/18/43	5/25/43	5/31/43	5/31/43	Declined				
E. A. Pennington	Cochise	Copper	10,000	1/19/43		1/28/43	3/1/43	3/4/43	3/10/43	3/10/43	Declined				
Sierra Metals Co.	Pinal	Manganese	16,000	1/19/43		1/21/43	2/27/43				Withdrawn				
Havasu Lead Zinc Min. Co.	Coconino	Lead, zinc, vanadium	20,000	1/25/43		1/29/43	3/15/43	3/27/43	4/7/43	4/10/43	Approved	4/28/43	4/30/43	7,500	
Gladstone Copper Mine	Santa Cruz	Copper	20,000	1/25/43		2/2/43	3/22/43	4/3/43	4/7/43	4/7/43	Declined				
J. L. McIver	Gila	Lead, zinc	20,000	1/30/43			1/30/43	2/6/43	2/10/43	2/12/43	Approved	3/2/43	*	25,000	
J. R. Brann	Pima	Tungsten	20,000	2/1/43		2/1/43	3/25/43	4/14/43	4/19/43	4/19/43	Declined				
Patagonia Metal Mines	Santa Cruz	Manganese	40,000	2/2/43		2/5/43	3/25/43	3/31/43	4/5/43	4/5/43	Declined				
Vivian H. Singleton (Mrs.	Gila	Lead	20,000	2/3/43		2/6/43	3/26/43	3/31/43	4/5/43	4/5/43	Declined				
Mines Development Inc.	Mohave	Lead, zinc	22,000	2/16/43			3/23/43	3/25/43	3/29/43	3/30/43	Approved	4/19/43	*	9,500	
J. L. McWilliams	Cochise	Gold, silver, copper, lead	10,000	2/16/43		3/8/43	4/13/43	4/26/43	4/30/43	4/30/43	Declined				
Amargosa Molybdenum & Copper	Corp. Pima	Molybdenum, copper	20,000	2/24/43			2/24/43	3/10/43	3/15/43	3/16/43	Approved			6,500	$5,000
N. S. Oberan	Yavapai	Copper	30,000	2/24/43			2/24/43	3/1/43	3/8/43	3/9/43	Approved	3/29/43	*	15,000	
Harry C. J. Lennox	Mohave	Copper, lead, zinc	20,000	2/24/43			3/30/43	7/24/43	7/28/43		Declined				
Wm. S. Segar & R.P.M.Davis	Mohave	Gold, lead, zinc	20,000	2/27/43							Withdrawn				
Ralph C. Campbell (later changed to Ben C. Ramsey & L. M. Vreeland)	Pima	Copper	15,000	3/1/43			2/27/43	3/11/43	3/17/43	3/18/43	Approved	4/9/43	*	10,000	
John S. Madigan	Pima	Fluorspar	14,300	3/1/43			4/12/43	4/24/43	4/30/43	4/30/43	Declined				
W. G. O'Brien (Mrs.)	Mohave	Lead	16,500	3/1/43			5/25/43				Withdrawn				
W. H. Wilson & Associates	Cochise	Copper, Lead, zinc	15,000	3/3/43			3/3/43	3/25/43	3/29/43	3/29/43	Declined				
Roy E. Walde	Yavapai	Copper	8,000	3/6/43							Withdrawn				
Charles E. McCulloch	Pima	Copper	20,000	3/6/43			3/6/43	3/15/43	3/19/43	3/19/43	Declined				
John A. Gray	Pinal	Gold, copper	10,000	3/10/43			3/23/43	4/9/43	4/16/43	4/16/43	Declined				
Russel Haddy & E.L.Nelson	Pinal	Gold, copper	12,000	3/13/43			3/17/43	8/21/43	8/25/43	8/26/43	Approved	9/15/43	*	10,500	
Henry L. Williams, Jr.	Yavapai	Lead, zinc	15,000	3/13/43			4/5/43	4/13/43	4/19/43	4/19/43	Declined				
E. I. Mills & F. P. Bracken	Yavapai	Copper	7,500	3/16/43			3/16/43	3/17/43	3/19/43	3/19/43	Approved	4/13/43	*	7,500	
E. I. Mills & F. P. Bracken	Yavapai	Copper	16,000	6/18/43			7/5/43	7/8/43	7/12/43	7/13/43	Approved	7/27/43		8,500	
Max R. B. Baumkirchner	Cochise	Copper, lead, zinc	20,000	3/18/43			5/25/43	5/28/43	6/2/43	6/2/43	Declined				
James H. Macia	Cochise	Lead	15,000	3/18/43			4/16/43	5/24/43	5/28/43	6/2/43	Approved	6/28/43	7/1/43	8,000	
Bullard Gold Mines, Inc.	Yavapai	Gold, copper	20,000	3/19/43			3/19/43	5/24/43	5/31/43	5/31/43	Declined				
Bullard Gold Mines, Inc.	Yavapai	Gold, copper	20,000	3/19/43			7/21/43	8/10/43	8/16/43	8/19/43	Approved	10/4/43	10/1/43	15,000	
Victory Manganese Co.	Yavapai	Manganese	20,000	3/19/43			3/19/43	4/6/43	4/12/43	4/12/43	Declined				
Arnt T. Braathen	Santa Cruz	Copper, lead, zinc	27,500	3/22/43			3/22/43	4/26/43	4/30/43	4/30/43	Declined				
Abbey & Soderman	Gila	Manganese	10,000	3/22/43	3/31/43			3/31/43	4/5/43	4/5/43	Declined				
John W.Eastburn	Santa Cruz	Lead, zinc	10,000	3/24/43			5/22/43	5/25/43	5/31/43	5/31/43	Declined				
Fred Gibbs	Yavapai	Molybdenum, copper	30,000	3/26/43			3/26/43	4/28/43	5/3/43	5/4/43	Approved	6/4/43	*	30,000	
D. E. & D. G. Ahlburg	Mohave	Gold, silver, lead, copper, zinc	20,000	3/26/43			5/4/43	5/10/43	5/14/43	5/14/43	Declined				
Evert Breckenridge	Yavapai	Gold, silver, copper, zinc	5,000	3/29/43			5/3/43	5/7/43	5/12/43	5/12/43	Declined				
Artesia Investment Co.	Pima	Silver, lead, copper	4,000	3/29/43			4/17/43	4/26/43	4/30/43	4/30/43	Declined				
Frank P. Bracken	Maricopa	Copper	5,000	3/29/43			3/29/43	4/1/43	4/9/43	4/9/43	Declined				
Garfield Gray	Yuma	Copper	10,000	4/5/43							Withdrawn				
Ben E. Joy	Yavapai	Tungsten	25,000	4/7/43			4/7/43	4/9/43	4/16/43	4/16/43	Declined				
James T. Owens & B. S. Eyer	Pima	Copper	10,000	4/12/43			5/3/43	5/7/43	5/12/43	5/12/43	Declined				
J. A. Duffy & C. A. Wynne	Santa Cruz	Molybdenum	30,000	4/12/43				5/7/43	5/12/43	5/12/43	Declined				
G. W. Hassler, Jr.	Yuma	Gold, silver, copper	30,000	4/12/43			5/10/43	5/27/43	5/31/43	5/31/43	Declined				
Peter H. Lund	Gila	Silver, copper, lead	49,819.60	4/13/43			4/13/43	4/25/43	4/28/43	4/28/43	Declined				
T & S Mining Co.	Yuma	Silver, manganese, tungsten, cobalt	25,000	4/17/43			4/17/43	5/1/43	5/5/43	5/5/43	Declined				
Webb & Scogings	Mohave	Copper, lead, zinc, gold, silver	30,000	4/17/43			5/18/43	5/21/43	5/26/43	5/26/43	Declined				
H. J. Waters	Cochise	Copper	15,000	4/17/43			4/17/43	5/8/43	5/12/43	5/12/43	Declined				
R. A. Brett & F.W. Edgerton	Yuma	Lead	53,030	4/17/43		4/26/43	5/17/43	6/11/43	6/16/43	6/16/43	Declined				
D. J. Miller	Pima	Gold, silver, copper, lead, zinc	9,500	4/20/43			4/20/43	4/28/43	5/3/43	5/4/43	Approved	5/10/43	*	9,500	
Paul J. Dueker	Yuma	Copper	15,000	4/21/43			4/21/43	5/1/43	5/5/43	5/5/43	Declined				
C. W. T. Copper Mining Co.	Coconino	Copper	7,000	4/24/43			5/17/43	6/8/43	6/14/43	6/21/43	Approved			7,000	
									11/12/43		Rescinded				
M. B. Dudley	Mohave	Copper, molybdenum	40,000	4/27/43			5/5/43	10/16/43	10/22/43	10/22/43	Declined				
Muheim Brothers	Pima	Copper, manganese	20,000	4/28/43			5/21/43	5/25/43	5/28/43	5/28/43	Declined				
Harry E. Lee	Cochise	Copper, lead, silver	20,000	4/30/43			5/20/43	6/16/43	6/21/43	6/21/43	Declined				
J. Henry Hall	Mohave	Lead, zinc	15,880	4/30/43			4/30/43	5/3/43	5/10/43	5/10/43	Approved	5/19/43	*	16,000	
Witt Burrows Blaylock	Yavapai	Gold, silver, copper, zinc, lead	14,500	5/1/43			5/1/43	5/4/43	5/7/43	5/11/43	Approved	5/13/43	*	14,500	
United Lead-Zinc Mines, Inc.	Mohave	Gold, silver, lead, zinc	20,000	5/1/43			5/4/43	5/7/43	5/12/43	5/12/43	Declined				
Sam Norris	Mohave	Gold, silver, copper, lead, zinc	24,000	5/7/43			5/17/43	5/21/43	5/26/43	5/27/43	Approved	6/15/43	*	24,000	
Fred A. Bennett	Pima	Copper, zinc	20,000	5/10/43			6/1/43	6/9/43	6/14/43	6/14/43	Approved	8/10/43	8/10/43	6,000	

* Refunding loan subsequent to preliminary RFC financing.

Name of Applicant	Mine Location County	Principal Metals	Amount Requested	Date Application Received	Date Rejection on Preliminary Examination	Date Field Examination Authorized	Date Field Report Received in Washington	Date Engineer Examiner's Report	Date Action by Board of Directors	Date letter of Acceptance or Rejection	Status	Date of Initial Disbursement	Date of First Payroll	Total Amount Authorized	Amount Expended Before Disbursement Stopped
Victory Mines & Milling Co.	Mohave	Lead, zinc	$20,000	8/27/42				9/28/42	10/5/42	10/5/42	Declined				
A. C. Haigler	Yavapai	Gold, silver, lead, zinc, copper	20,000	8/27/42		9/21/42	11/16/42	11/23/42	11/27/42	11/27/42	Declined				
Tobin & Dean	Yavapai	Tungsten	10,000	8/28/42		9/30/42	11/25/42	12/8/42	12/14/42	12/14/42	Declined				
United Slats Mining Co.	Yavapai	Copper, lead	15,000	8/31/42		9/29/42	11/30/42	12/14/42	12/21/42	12/21/42	Declined				
Guy Buster	Pima	Gold, silver, copper, lead	20,000	8/31/42		9/25/42	11/17/42	12/1/42	12/9/42	12/9/42	Declined				
John Phillip Zannaras	Yavapai	Tungsten	20,000	8/31/42		9/11/42	11/16/42	12/17/42	12/23/42	12/23/42	Declined				
Maggie Adams Chapman (Mrs.)	Cochise	Copper, silver, lead, zinc, beryllium	10,000	9/2/42				11/9/42	11/16/42	11/16/42	Declined				
Don W. Haverly	Santa Cruz	Copper	20,000	9/3/42		10/15/42	12/26/42	1/4/43	1/8/43	1/8/43	Declined				
R. P. M. Davis	Yavapai	Gold, silver, copper, lead, zinc	20,000	9/7/42		9/22/42	11/2/42	11/18/42	11/20/42	11/21/42	Approved	12/1/42	11/16/42	$20,000	
R. P. M. Davis	Yavapai	Gold, silver, copper, lead, zinc	20,000	2/6/43			2/6/43	2/15/43	2/17/43	2/17/43	Approved	2/20/43		20,000	
W. H. Snyder	Maricopa	Copper	12,000	9/4/42				11/5/42	11/9/42	11/9/42	Declined				
Chance Mining Co.	Cochise	Gold, silver, lead, vanadium, molybdenum	5,000	9/5/42		10/28/42	12/8/42	1/4/43	1/8/43	1/8/43	Declined				
E. F. Epley	Cochise	Silver, lead	15,000	9/9/42		10/7/42	12/7/42	1/15/43	1/20/43	1/20/43	Declined				
Lowell L. Edgerton	Mohave	Andalusite, corundum	20,000	9/7/42	10/5/42			9/29/42	10/5/42	10/5/42	Declined				
Bueno Copper Mine	Yavapai	Copper	20,000	9/15/42		10/14/42	11/30/42	4/6/43	4/7/43	4/7/43	Declined				
H. S. Cooper	Yuma	Gold, quartz	20,000	9/14/42	11/4/42			10/30/42	11/4/42	11/4/42	Declined				
El Dorado-Rover Mining Co.	Mohave	Gold, silver, lead, zinc, copper	20,000	9/17/42		9/18/42	10/31/42	11/12/42	11/18/42	11/24/42	Approved	12/5/42	12/10/42	20,000	
El Dorado-Rover Mining Co.	Mohave	Gold, silver, lead, zinc, copper	20,000	4/17/43			4/17/43	4/22/43	4/28/43	4/28/43	Approved	5/13/43		20,000	
Barnsdall Ariz. Mining Co.	Mohave	Lead, zinc	20,000	9/18/42		10/15/42	11/20/42	12/8/42	12/16/42	12/16/42	Declined				
Eureka Mining & Milling Co.	Santa Cruz	Gold, silver, copper	20,000	9/18/42		10/1/42	12/14/42	12/22/42	12/30/42	12/30/42	Declined				
John V. Leonard	Maricopa	Copper	5,000	9/19/42	10/30/42			10/27/42	10/30/42	10/30/42	Declined				
Charles P. Reiniger	Pima	Gold, silver, copper, lead	25,000	9/28/42	11/9/42			11/2/42	11/9/42	11/9/42	Declined				
Earl Heath	Mohave	Zinc, copper	20,000	9/30/42	11/20/42			11/16/42	11/20/42	11/20/42	Declined				
C. B. Pettengill	Gila	Gold, silver, copper	20,000	9/30/42	11/23/42			11/18/42	11/23/42	11/23/42	Declined				
George Babbitt	Yavapai	Cobalt	5,000	10/7/42	11/13/42			11/11/42	11/13/42	11/13/42	Declined				
Anglin, Young & Geaslin	Gila	Copper	20,000	10/8/42		11/6/42	12/28/42	1/8/43	1/13/43	1/13/43	Declined				
Lawrence DeZee	Yavapai	Gold, lead, zinc	20,000	10/14/42		11/6/42	11/28/42	12/11/42	12/14/42	12/19/42	Approved	1/2/43	1/1/43	7,500	
Victory Mining Co.	Greenlee	Zinc, copper	20,000	10/19/42		11/10/42	12/21/42	12/22/42	12/30/42	12/30/42	Declined				
Zonia Copper Mine	Yavapai	Copper	20,000	10/22/42		10/20/42	11/13/42	11/20/42	11/27/42	11/27/42	Declined				
Aaron E. Segal	Gila	Copper	11,870	10/26/42		11/11/42	12/15/42	12/28/42	1/4/43	1/4/43	Declined				
W. H. Wilson & Associates	Cochise	Lead, zinc	10,000	10/31/42		12/7/42	2/10/43	3/9/43	3/19/43	3/19/43	Declined				
J. M. Bingham	Pima	Silver, lead, copper, iron	5,000	11/2/42	11/25/42			11/20/42	11/25/42	11/25/42	Declined				
Richard Simis	Yavapai	Copper	20,000	11/4/42			11/4/42	11/9/42	11/13/42	11/13/42	Declined				
Carlos Aguilar	Yavapai	Lead, zinc, copper, silver	20,000	11/5/42		11/21/42	12/29/42	1/21/43	1/25/43	1/25/43	Declined				
James M. Douglas, et al	Pinal	Copper	20,000	11/7/42		11/10/42	1/27/43	3/2/43	3/10/43	3/10/43	Declined				
Claude O. Eckel et al	Yavapai	Tungsten	20,000	11/9/42		12/2/42	1/18/43	1/22/43	1/25/43	1/25/43	Declined				
Ronald L. Brown	Cochise	Lead	5,000	11/11/42		12/11/42	1/20/43	2/10/43	2/12/43	2/13/43	Approved	2/23/43	3/15/43	5,000	
A. F. Bohse & M. E. Fulk	Yavapai	Gold, copper	20,000	11/14/42		12/8/42	1/6/43	1/8/43	1/13/43	1/13/43	Declined				
Joseph A. Hunter	Pima	Gold, silver, copper, lead	5,000	11/21/42				2/25/43	3/3/43	3/3/43	Declined				
E. F. Epley	Cochise	Copper, lead, zinc	20,000	11/25/42	1/20/43			1/15/43	1/20/43	1/20/43	Declined				
Joseph H. Strotjost	Yavapai	Tungsten	20,000	11/25/42		12/17/42	2/2/43	2/9/43	2/12/43	2/12/43	Declined				
Robert C. Davis	Maricopa	Gold, copper	20,000	11/30/42	12/23/42			12/18/42	12/23/42	12/23/42	Declined				
L. N. Wisner et al	Gila	Tungsten, zinc, copper	10,000	11/30/42		1/1/43	2/9/43	9/1/43	9/6/43	9/6/43	Declined				
John & Florence Oliver	Santa Cruz	Lead, zinc	5,000	12/2/42		1/2/43	3/1/43	3/3/43	3/10/43	3/10/43	Declined				
Farrington & Gustafson	Yuma	Copper	20,000	12/5/42		1/4/43	2/19/43	2/24/43	3/1/43	3/1/43	Declined				
R. T. Ellis & A. T. Laisne	Greenlee	Fluorspar	20,000	12/7/42		1/14/43	3/19/43	3/23/43	3/29/43	3/29/43	Declined				
Liberty Hill Gold Mines, Ltd.	Yavapai	Copper, lead, zinc, gold, silver	20,000	12/8/42			12/8/42	12/16/42	12/19/42	1/1/43	Approved	1/11/43	1/1/43	20,000	
Liberty Hill Gold Mines, Ltd.	Yavapai	Copper, lead, zinc, gold, silver	10,000	6/25/43			6/21/43	6/24/43	6/30/43	6/30/43	Approved	7/22/43		10,000	
Red Rover Copper Co., Inc.	Maricopa	Silver, copper	20,000	12/8/42		1/15/43	2/16/43	2/24/43	3/3/43	3/3/43	Declined				
Felice M. Slak et al	Yavapai	Copper	20,000	12/14/42	1/6/43			1/1/43	1/6/43	1/6/43	Declined				
Universal Mining & Smelting	Gila	Copper, zinc	20,000	12/15/42			12/15/42	12/22/42	1/6/43	1/6/43	Declined				
Universal Mining & Smelting	Gila	Copper, zinc	7,100	3/4/43 (Reopened)			3/12/43	3/16/43	3/19/43	3/22/43	Approved	4/28/43	*	13,000	
C. M. Taylor	Pima	Silver, copper, lead, zinc	5,000	12/18/42		1/7/43	2/15/43	2/22/43	2/26/43	2/26/43	Declined				
Santa Maria Mines	Pinal	Manganese	20,000	12/18/42		1/7/43	2/9/43	2/15/43	2/17/43	2/17/43	Declined				
George Edwards	Santa Cruz	Molybdenum	8,570	12/21/42		12/24/42	1/21/43	1/25/43	1/27/43	1/27/43	Declined				
Martin Fishback	Gila	Copper	20,000	12/22/42		1/9/43	2/6/43	2/10/43	2/12/43	2/12/43	Declined				
P. H. Lund	Gila	Manganese	10,950	12/23/42		1/9/43	2/6/43	2/10/43	2/15/43	2/15/43	Declined				
James Davies & L.F. Mullins	Gila	Copper	5,000	12/29/42		1/5/43	2/4/43	2/11/43	2/15/43	2/15/43	Declined				
C. B. Conlin	Pima	Silver, copper, lead	16,500	12/31/42			12/31/42	1/7/43	1/13/43	1/13/43	Declined				
D. R. Wolfe	Maricopa	Lead	20,000	1/1/43		1/6/43	2/22/43	3/3/43	3/10/43	3/10/43	Approved	3/19/43	3/22/43	2,000	
Spring Manganese Co.	Yuma	Manganese	20,000	1/5/43		1/7/43	3/1/43	3/18/43	3/24/43	3/30/43	Approved	4/22/43	5/15/43	15,000	
B. & R. Mines, Inc.	Santa Cruz	Copper, lead, zinc	20,000	1/8/43		1/11/43	2/25/43	3/26/43	4/2/43	4/6/43	Approved	4/22/43	5/1/43	10,000	
Ord Mercury Mine	Gila	Mercury	20,000	1/9/43			1/9/43	1/14/43	1/20/43	1/22/43	Approved	1/30/43	2/15/43	20,000	
Ord Mercury Mine	Gila	Mercury	10,000	9/22/43			9/27/43	12/1/43	12/8/43	12/8/43	Approved	1/3/44		10,000	
W. F. Kime	Gila	Gold, silver, copper	20,000	1/9/43		1/18/43	3/16/43	4/5/43	4/7/43	4/7/43	Declined				

* Refunding loan subsequent to preliminary RFC financing.

Name of Applicant	Mine Location County	Principal Metals	Amount Requested	Date Application Received	Date of Rejection on Preliminary Examination	Date Field Examination Authorized	Date Field Report Received in Washington	Date Engineer Examiner's Report	Date Action by Board of Directors	Date letter of Acceptance or Rejection	Status	Date Initial Disbursement	Date of First Payroll	Total Amount Authorized	Amount Expended Before Disbursement Stopped
Carl Eder	Gila	Zinc	$ 5,000	5/4/42		6/13/42	8/3/42	9/11/42	9/18/42	9/19/42	Approved	11/13/42	12/15/42	$5,000	
Tombstone Development Co.	Cochise	Zinc, copper, manganese	20,000	5/8/42	6/26/42			6/11/42	6/26/42	6/26/42	Declined				
Anton Kalinowski	Pinal	Gold, silver, copper	3,000	5/9/42	7/10/42			7/2/42	7/10/42	7/10/42	Declined				
A. R. Byrd, Jr.	Santa Cruz	Manganese	20,000	5/11/42	6/29/42			6/25/42	6/29/42	6/29/42	Declined				
Charles L. Brouse	Pima	Gold, copper	5,000	5/11/42		6/10/42	7/31/42	8/22/42	8/26/42	8/26/42	Declined				
F. Mark, R.S. & M.F. Jones	Mohave	Lead, zinc	75,000	5/15/42	6/15/42			5/30/42	6/15/42	6/15/42	Declined				
A. R. Byrd, Jr.	Pima	Silver, lead, zinc, copper	20,000	5/16/42		5/29/42	8/25/42	9/11/42	9/18/42	9/18/42	Approved	10/29/42	11/30/42	20,000	
A. R. Byrd, Jr.	Pima	Silver, lead, zinc, copper	8,000	4/30/43			4/30/43	5/5/43	5/12/43	5/13/43	Approved	5/19/43		8,000	
A. R. Byrd, Jr.	Pima	Silver, lead, zinc, copper	6,500	8/2/43			8/11/43	8/16/43	8/20/43	8/24/43	Approved	8/28/43		6,500	
Boulder Mining Co.	Yavapai	Lead, zinc	20,000	5/18/42		5/19/42	6/12/42	7/18/42	7/24/42	7/25/42	Approved	8/18/42	8/1/42	20,000	
Boulder Mining Co.	Yavapai	Lead, zinc	20,000	10/18/42				10/21/42	10/23/42	10/23/42	Approved	11/5/42		20,000	
Pierre Perry	Yavapai	Lead, copper	15,000	5/18/42		5/26/42	6/17/42	8/18/42	8/26/42	8/26/42	Declined				
Jefferson Mines, Inc.	Santa Cruz	Lead	20,000	5/18/42		5/28/42	8/4/42	1/14/44	1/19/44		Declined				
Wolverine & Arizona Min.Co.	Cochise	Copper	18,000	5/19/42		5/29/42	1/26/43	2/18/43	2/22/43	2/22/43	Declined				
Peter H. Lund	Gila	Gold, silver, lead, vanadium	5,000	5/21/42	7/20/42			7/3/42	7/20/42	7/20/42	Declined				
Williams & Chalmers	Maricopa	Manganese	13,000	5/22/42		5/29/42	7/20/42	7/25/42	8/7/42	8/7/42	Approved	9/8/42	9/10/42	8,000	
Polaris Mining Co.	Mohave	Manganese	20,000	6/1/42		6/24/42	10/5/42	10/12/42	10/17/42	10/17/42	Declined				
Squaw Peak Copper Mining Co.	Yavapai	Copper, molybdenum	20,000	6/4/42		6/26/42	8/22/42	10/10/42	10/12/42	10/12/42	Approved	11/18/42	11/30/42	20,000	$14,000
Vivian Mining Co., Inc.	Graham	Silver, lead, copper	8,500	6/5/42		6/22/42	7/22/42	10/3/42	10/9/42	10/9/42	Approved	11/16/42	11/30/42	8,500	
Vivian Mining Co., Inc.	Graham	Silver, lead, copper	12,000	7/9/43			7/12/43	7/17/43	7/23/43	7/23/43	Approved	8/3/43		12,000	
Maurice Thomas Hedderman	Cochise	Zinc	5,000	6/10/42		6/29/42	8/17/42	9/21/42	9/28/42	9/28/42	Declined				
A. Armstrong & J.S.MacDonald	Yavapai	Zinc	3,000	6/17/42		7/3/42	7/21/42	8/4/42	8/14/42	8/15/42	Approved	8/29/42	9/15/42	5,000	
A. O. Talbot	Yavapai	Silver, lead, zinc	5,000	6/17/42	7/17/42			7/6/42	7/17/42	7/17/42	Declined				
Keith Knight	Pima	Lead	5,000	6/22/42		7/8/42	8/3/42	8/24/42	8/28/42	8/28/42	Declined				
C. T. Ward & N. A. Walden	Yavapai	Copper	10,000	6/22/42				8/13/42	8/21/42	8/21/42	Declined				
P. H.McCullough & J.J. Fagan	Mohave	Gold, copper	5,000	6/22/42		7/9/42	8/31/42	9/23/42	9/30/42	9/30/42	Declined				
Grace M. Sparkes	Cochise	Gold, silver, lead, zinc, copper	14,000.95	6/22/42		7/2/42	8/13/42	8/28/42	9/2/42	9/2/42	Approved	10/21/42	10/15/42	14,000	
Culver-Murphy Co.	Cochise	Tungsten	20,000	6/23/42	8/14/42			8/8/42	8/14/42	8/14/42	Declined				
Donovan Dale	Santa Cruz	Lead, copper	20,000	6/25/42		7/22/42	9/14/42	9/28/42	10/12/42	10/12/42	Declined				
John W. Daily	Pima	Copper	10,000	6/29/42		7/22/42	8/11/42	8/25/42	8/28/42	8/28/42	Declined				
Will Patty	Santa Cruz	Copper	20,000	6/29/42				11/17/42	11/25/42	11/25/42	Declined				
Goodbody, Foster & Moore	Mohave	Gold, copper	20,000	6/29/42		7/29/42	8/29/42	9/3/42	9/9/42	9/9/42	Declined				
Katherine Johnson (Mrs. Ed)	Yuma	Manganese	2,500	7/2/42		8/22/42	10/6/42	10/23/42	11/4/42	11/4/42	Declined				
Copper Ledge Mining Corp.	Pima	Gold, silver, copper	30,000	7/4/42	8/12/42			8/10/42	8/12/42	8/12/42	Declined				
L. F. Albrecht & J. Fagan	Yavapai	Copper, zinc	20,000	7/6/42		8/1/42	2/2/43	2/11/43	2/15/43	2/15/43	Declined				
J. H. Knight, P. & M. Vukoye	Mohave	Lead, zinc, copper	20,000	7/9/42		1/14/43	3/6/43	3/11/43	3/19/43	3/19/43	Declined				
Wm. S. Segar	Mohave	Gold, silver, lead, zinc	20,000	7/10/42		7/15/42	9/14/42	4/16/43	4/23/43	4/26/43	Approved	6/8/43	6/24/43	20,000	
Wm. S. Segar	Mohave	Gold, silver, lead, zinc	10,000	9/15/43			9/20/43	10/2/43	10/8/43	10/13/43	Approved	11/2/43		10,000	
M.R., R.S., & M.F. Jones	Mohave	Gold, silver, lead, zinc	20,000	7/13/42		8/10/42	10/16/42	10/29/42	11/9/42	11/9/42	Declined				
Randolph Jenks	Pima	Copper	20,000	7/13/42		8/11/42	9/22/42	10/29/42	11/4/42	11/4/42	Declined				
John A. Campbell	Maricopa	Fluorspar	5,000	7/15/42		8/21/42	10/5/42	11/9/42	11/11/42	11/12/42	Approved	11/27/42	12/15/42	7,000	
Elmer C. Walker	Cochise	Tungsten	20,000	7/15/42		7/31/42	9/21/42	10/22/42	10/23/42	10/24/42	Approved	11/23/42	12/15/42	5,000	
Alex. C. Hamilton	Pinal	Copper	20,000	7/17/42		8/7/42	9/28/42	11/2/42	11/6/42	11/6/42	Declined				
Ralph A. Airheart	Yavapai	Gold, silver, lead, zinc	20,000	7/21/42		8/14/42	9/28/42	12/7/42	12/9/42	12/9/42	Declined				
C. D. Lesher	Yuma	Gold, silver, copper	20,000	7/21/42		8/22/42	10/19/42	11/28/42	12/2/42	12/2/42	Declined				
H. G. Snyder	Coconino	Copper	20,000	7/21/42		7/24/42	8/22/42	3/27/43	3/31/43		Declined				
E. C. Hackbarth	Maricopa	Gold, copper	20,000	7/21/42	9/7/42			9/2/42	9/7/42	9/7/42	Declined				
A. Macfarlane	Mohave	Gold, copper	20,000	7/21/42		8/19/42	11/9/42	11/23/42	11/27/42	11/27/42	Declined				
The Victory Manganese Co.	Yavapai	Manganese	5,000	7/21/42		8/19/42	9/14/42	10/19/42	10/28/42	10/28/42	Approved	11/8/42	11/16/42	5,000	
Charles L. (Abe) Farra	Pinal	Copper	20,000	7/23/42		8/26/42	10/26/42	12/24/42	12/30/42	12/30/42	Declined				
Edward D. Farley	Santa Cruz	Gold, silver, lead, zinc, copper	20,000	7/25/42		8/27/42	10/16/42	11/18/42	11/23/42	11/23/42	Declined				
Silver Plate Mining Co.	Yavapai	Gold, silver, copper	20,000	7/28/42	9/2/42			8/27/42	9/2/42	9/2/42	Declined				
John C. & Nellie Lemons	Maricopa	Tungsten	20,000	7/29/42	10/16/42			10/7/42	10/16/42	10/16/42	Declined				
Karl W. Fackler	Santa Cruz	Copper	20,000	7/29/42		8/28/42	10/6/42	12/28/42	1/1/43	1/1/43	Declined				
Brighter Days Mining Corp.	Mohave	Gold, silver, lead, zinc	20,000	7/31/42		8/28/42	11/30/42	12/15/42	12/21/42	12/21/42	Declined				
Quijota Mine	Pima	Lead, manganese	30,000	8/4/42	10/2/42			9/23/42	10/2/42	10/2/42	Declined				
C.N.Greer, H.F.& W.L.Haught	Gila	Gold, silver, lead, copper	13,000	8/7/42	9/28/42			9/22/42	9/28/42	9/28/42	Declined				
Kingdon Ariz. Min. & Milling	Yavapai	Gold, silver, lead, copper	20,000	8/10/42		9/23/42	11/11/42	1/4/43	1/8/43	1/8/43	Declined				
D.B.&J.M. Powell, F.L.Hatch	Maricopa	Manganese	20,000	8/10/42		8/31/42	10/8/42	11/23/42	11/27/42	11/27/42	Declined				
D.B.&J.M. Powell, F.L.Hatch	Maricopa	Manganese	2,000	6/15/43				7/21/43	7/26/43	7/27/43	Approved	8/5/43	8/25/43	2,000	
H.Stump & H. E. Ketchum	Yavapai	Lead, zinc	5,000	8/10/42	9/30/42			9/26/42	9/30/42	9/30/42	Declined				
R. C. Jamison & R. T. Sill	Pinal	Manganese	20,000	8/10/42		8/28/42	10/12/42	10/28/42	11/4/42	11/4/42	Approved	12/11/42	1/1/43	11,000	
R. C. Jamison & R. T. Sill	Pinal	Manganese	5,000	5/10/43			5/18/43	5/28/43	5/26/43	5/29/43	Approved	6/10/43		2,500	
R. C. Jamison & R. T. Sill	Pinal	Manganese	1,500	8/2/43			8/5/43	8/9/43	8/13/43	8/20/43	Approved			1,500	
R. F. Schaeffer	Cochise	Tungsten	20,000	8/12/42		8/25/42	9/21/42	9/25/42	9/30/42	9/30/42	Declined				
Molson & Company	Pima	Vanadium	5,000	8/17/42		10/31/42	1/18/43	1/23/43	1/25/43	1/25/43	Declined				
J. C. Graham & C. N. Thomas	Pima	Lead	20,000	8/19/42		9/17/42	11/10/42	12/4/42	12/9/42	12/9/42	Declined				
W. F. Scholl & L. W. Racine	Gila	Manganese	20,000	8/20/42		8/28/42	10/19/42	11/12/42	11/13/42	11/14/42	Approved	1/11/43	1/15/43	12,000	
W. F. Scholl & L. W. Racine	Gila	Manganese	2,500	5/12/43			5/12/43	5/15/43	5/21/43	5/24/43	Approved	6/16/43		2,500	
Robinson, Turner & King	Mohave	Beryllium	20,000	8/22/42		9/25/42	12/1/42	12/9/42	12/16/42	12/16/42	Declined				

DATA ON ARIZONA DEVELOPMENT LOAN APPLICATIONS
(Applications received from August 1940 through December 1943)

Name of Applicant	Mine Location County	Principal Metals	Amount Requested	Date Application Received	Date of Rejection on Preliminary Examination	Date Field Examination Authorized	Date Field Report Received in Washington	Date Engineer Examiner's Report	Date Action by Board of Directors	Date letter of Acceptance or Rejection	Status	Date of Initial Disbursement	Date of First Payroll	Total Amount Authorized	Amount Expended Before Disbursement Stopped
Big Chief Mining Co.	Yavapai	Gold	$20,000	8/9/40	9/6/40			8/21/40	9/6/40	9/6/40	Declined				
James M. Atkins & Bob Atkins	Mohave	Gold, silver	20,000	8/24/40	9/23/40			9/9/40	9/23/40	9/23/40	Declined				
R. W. Bell & C.O. Carlson	Yuma	Gold	9,000	9/11/40	10/30/40			10/11/40	10/30/40	10/30/40	Declined				
James M. Ayres	Yuma	Gold	20,000	9/27/40				3/13/43	3/17/43		Declined				
Earl Pierce	Gila	Asbestos	5,000	11/18/40	12/16/40			11/30/40	12/16/40	12/16/40	Declined				
Ben F. Griffith	Mohave	Gold, silver	20,000	11/25/40		12/9/40	2/7/41	3/13/43	3/17/43		Declined				
D. Durazo & A. Amarillas	Pinal	Gold, silver	8,000	12/9/40		12/13/40		3/13/43	3/17/43		Declined				
Henry W. Berger	Mohave	Tungsten	20,000	12/18/40		1/15/41	4/23/41	5/27/41	6/11/41	6/19/41	Approved	8/5/41	8/21/41	$20,000	
Henry W. Berger				6/9/42				6/13/42	6/17/42	6/18/42	Approved	7/9/42		18,000	
Moon Mt. Gold Mines Co.	Yuma	Gold	20,000	12/23/40		1/2/41	1/11/41	2/24/41	3/19/41	3/19/41	Declined				
Dragoon Mining Corp.	Cochise	Tungsten	20,000	1/13/41		1/29/41	2/24/41	3/27/41	4/11/41	4/11/41	Declined				
F. W. Bose & N. C. Burson	Pinal	Gold,silver,molybdenum, vanadium	20,000	1/24/41							Withdrawn				
Samat Mining Co.	Yavapai	Gold, silver	17,500	2/17/41	3/31/41			3/20/41	3/31/41	3/31/41	Declined				
L. E. Shoup	Coconino	Manganese	12,500	2/24/41		3/22/41	5/14/41	6/23/41	7/2/41	7/2/41	Declined				
Henry L. Williams, Jr.	Yavapai	Antimony	20,000	3/28/41				3/19/43	3/24/43		Declined				
Clyde L. Baker	Yavapai	Gold, silver, lead, zinc	20,000	4/3/41		7/1/41	8/18/41	10/13/41	10/20/41	10/20/41	Declined				
Earl B. Law & Cecil Martin	Yuma	Manganese	20,000	4/7/41		4/18/41	5/12/41	6/18/41	6/27/41	6/27/41	Declined				
H. M. Janes	Maricopa	Gold, copper	15,000	4/28/41				3/19/43	3/24/43		Declined				
Arthur Bowen	Yavapai	Gold	20,000	4/28/41	6/27/41			6/27/41	7/14/41	7/14/41	Declined				
H. H. & F. D. Shuck	Mohave	Silver, zinc	8,500	5/7/41		8/27/41	11/12/41	12/11/41	12/24/41	1/6/42	Approved	6/1/42	5/16/42	11,000	
Joseph C. Bacon	Santa Cruz	Gold, silver, copper	10,700	5/8/41	6/11/41			6/2/41	6/11/41	6/11/41	Declined				
Walter Guzzardi	Yavapai	Gold, silver, copper	20,000	5/24/41	8/13/41			8/6/41	8/13/41	8/13/41	Declined				
Emile L. Marcotte	Maricopa	Gold, lead, copper	5,000	5/26/41				12/28/42	1/4/43		Declined				
O. I. Dawson et al	Mohave	Gold	20,000	6/16/41	8/18/41			7/31/41	8/8/41	8/8/41	Declined				
Thomas Noble	Santa Cruz	Gold, silver, lead	20,000	8/6/41	8/29/41			8/22/41	8/29/41	8/29/41	Declined				
Rose Tungsten Mining Co.	Gila	Tungsten	20,000	8/11/41		8/27/41	10/6/41	10/14/41	11/3/41	11/3/41	Declined				
Providence Mining Corp.	Pinal	Gold, silver, lead, zinc	20,000	8/15/41	9/17/41			9/6/41	9/17/41	9/17/41	Declined				
W. J. Crouch	Gila	Tungsten	20,000	9/9/41				3/19/43	3/24/43		Declined				
Ben E. Joy	Yavapai	Tungsten	20,000	9/19/41		9/23/41	10/20/41	12/1/41	12/10/41	12/15/41	Approved	6/5/42	5/16/42	20,000	
Harold H. Block	Yavapai	Gold	10,000	9/22/41							Withdrawn				
Joe H. & John H. Cline	Gila	Wolframite	20,000	9/29/41		10/20/41	12/22/41	5/1/42	5/11/42	5/13/42	Approved	7/27/42	7/1/42	20,000	$5,000
Reward Mine	Pinal	Zinc	20,000	10/8/41				3/23/42	4/30/42	5/1/42	Approved	7/14/42	7/1/42	20,000	
William Vere Thorpe	Maricopa	Gold, silver, copper	20,000	10/24/41		11/13/41	12/10/41	1/21/42	1/26/42	1/26/42	Declined				
L. Burton & J. R. Findley	Mohave	Tungsten	20,000	10/27/41		1/9/42					Withdrawn				
William F. Foy	Pima	Gold, zinc, copper	20,000	11/4/41		12/5/41	2/16/42	3/3/42	3/6/42	3/9/42	Approved	6/25/42	6/1/42	20,000	
E. Massey & G. H. Merrill	Yavapai	Gold	20,000	11/6/41	3/11/42			3/9/42	3/11/42	3/11/42	Declined				
N. C. Burson	Pinal	Gold, silver, lead	20,000	11/15/41		12/1/41	12/24/41	1/21/42	2/4/42	2/9/42	Approved	4/22/42	6/1/42	20,000	13,000
Nathaniel Dorsette Hightower	Maricopa	Silver, copper, manganese	5,000	11/24/41				1/15/43	1/20/43	1/20/43	Declined				
Victor Cons. Mining Co.	Pima	Copper	20,000	11/24/41		12/17/41	2/6/42	3/5/42	3/11/42	3/11/42	Declined				
M. L. Obregon & F. Castillo	Pima	Silver, lead, zinc, copper	5,000	12/16/41		12/23/41	2/9/42	3/9/42	3/20/42	3/20/42	Declined				
Lime Cap Mine	Greenlee	Lead, zinc	20,000	12/18/41	1/26/42			1/19/42	1/26/42	1/26/42	Declined				
Lime Cap Mine				3/24/42(Reopened)		4/9/42	4/17/42	6/10/42	6/12/42	6/13/42	Approved	8/1/42	8/1/42	20,000	
Messrs. Harrison & Swensk	Gila	Tungsten	20,000	12/27/41		1/15/42	2/9/42	4/4/42	5/11/42	5/27/42	Approved	7/24/42	7/1/42	20,000	
Messrs. Harrison & Swensk			27,000	5/7/43			5/7/43	5/10/43	5/14/43	5/14/43	Declined				
Sunset Mining Co.	Pinal	Gold, copper	20,000	12/27/41	1/14/42			1/7/42	1/14/42	1/14/42	Declined				
Calistoga Min. & Dev. Co.	Graham	Gold, lead, copper, iron	20,000	1/1/42	2/20/42			2/14/42	2/20/42	2/20/42	Declined				
Michael Serasio	Pima	Tungsten	20,000	1/12/42		2/4/42	3/23/42	3/31/42	4/6/42	4/6/42	Declined				
Wingfield, Wingfield, Snyder	Yavapai	Copper	20,000	1/16/42	2/20/42			2/13/42	2/20/42	2/20/42	Declined				
Pinto Tungsten Mines, Inc.	Gila	Tungsten	20,000	2/23/42		3/3/42	4/13/42	4/8/42	5/20/42	5/20/42	Declined				
Robert N. Doyle	Yuma	Manganese	20,000	3/3/42		3/12/42	5/27/42	7/3/42	7/10/42	7/10/42	Declined				
P. R. Helm	Yavapai	Copper	20,000	3/4/42		4/1/42	6/15/42								
P. R. Helm						8/1/42	9/4/42	9/19/42	9/23/42	9/24/42	Approved	10/3/42	11/4/42	5,000	
P. R. Helm			20,000	2/6/43			2/6/43	2/19/43	2/24/43	3/1/43	Approved	3/24/43		15,000	
P. R. Helm			5,000	10/19/43			11/30/43	12/21/43	12/29/43	12/31/43	Approved			5,000	
Mammoth-Tiger Ext. Min. Co.	Pinal	Lead	20,000	3/12/42		3/12/42	4/6/42	5/12/42	5/20/42	6/5/42	Approved	7/18/42	7/1/42	9,000	
Rough Rider Group #1-2-3	Pima	Copper	20,000	3/20/42		3/20/42	6/13/42	7/6/42	7/17/42	7/17/42	Declined				
J. E. Haist	Santa Cruz	Silver, copper	10,000	3/27/42		4/22/42	6/15/42	7/6/42	7/17/42	7/17/42	Declined				
Branch,Carriger,Giffin,Douglas	Gila	Lead, copper	20,000	3/31/42		4/7/42	5/30/42	7/3/42	7/10/42	7/13/42	Declined				
William Golding Hokett	Yavapai	Manganese	20,000	4/6/42		4/21/42	6/23/42	7/3/42	7/10/42	7/10/42	Declined				
Thea Williamson	Cochise	Gold, silver	40,000	4/7/42	5/8/42			5/2/42	5/8/42	5/8/42	Declined				
Lone Star Mine	Graham	Lead, copper	20,000	4/11/42			11/4/42	11/6/42	11/11/42	11/11/42	Declined				
Mrs. B. H. Westlake	Gila	Tungsten	20,000	4/14/42		5/1/42	5/27/42	6/2/42	6/12/42	6/12/42	Declined				
Hugh R. Doggs, Trustee	Pinal	Gold, silver, copper	20,000	4/16/42		5/5/42	5/27/42	6/11/42	6/19/42	6/19/42	Declined				
Tri-Butte Operating Co.	Pinal	Gold, silver, lead, copper	20,000	4/17/42		5/5/42					Withdrawn				
George R. Hay	Santa Cruz	Silver, lead	50,000	4/18/42		5/29/42	7/29/42	8/25/42	8/31/42	8/31/42	Declined				
N. A. Gonzales	Pima	Fluorspar	20,000	4/18/42		5/6/42	6/22/42	7/6/42	7/20/42	7/20/42	Declined				
Charles Lockridge	Coconino	Copper	3,049	4/21/42	8/28/42			8/25/42	8/28/42	8/28/42	Declined				
R. W. Nicholas	Pima	Copper	20,000	4/22/42	6/19/42			6/9/42	6/19/42	6/19/42	Declined				
E. A. Hughes & Ocie Bales	Pinal	Gold, silver, zinc, copper	150,000	4/22/42		8/13/42	9/28/42	11/7/42	11/13/42	11/13/42	Declined				
David O. Woodbury	Mohave	Copper	8,000	4/29/42		5/13/42	6/19/42	7/13/42	7/17/42	7/17/42	Declined				

Name of Applicant	Mine Location County	Principal Metals	Amount Requested	Date Application Received	Date of Rejection on Preliminary Examination	Date Field Examination Authorized	Date Field Report Received in Washington	Date Engineer Examiner's Report	Date Action by Board of Directors	Date letter of Acceptance or Rejection	Status	Date of Initial Disbursement	Date of First Payroll	Total Amount Authorized	Amount Expended Before Disbursement Stopped
Canyon Copper Co.	Mohave	Copper	$30,000	5/17/43			5/29/43	6/5/43	6/9/43	6/9/43	Declined				
Myers & Morrison	Cochise	Gold, silver, copper, molybdenum	30,000	5/17/43			5/17/43	5/26/43	5/31/43	5/31/43	Declined				
Taylor & Gorman	Pima	Copper, tungsten	8,000	5/17/43			5/25/43	5/28/43	5/31/43	6/1/43	Approved	6/11/43	*	$ 8,000	
Edward P. Crawford	Mohave	Mica	15,000	5/19/43							Pending				
G. T. Alley	Pima	Copper	30,000	5/19/43			6/2/43	6/21/43	6/25/43	6/25/43	Declined				
Gold Hill Dredging Co.	Yuma	Tungsten	25,000	5/19/43			5/13/43	5/24/43	5/28/43	5/29/43	Approved	6/9/43	6/15/43	25,000	
J. M. Layman, R & M.F. Jones	Santa Cruz	Silver, copper, lead, zinc	30,000	5/22/43			6/8/43	7/20/43			Pending				
S. J. Patrick & A. C. Wells	Pinal	Copper	5,000	5/22/43			5/22/43	5/28/43	6/2/43	6/2/43	Declined				
Earl G. Rogers	Yavapai	Fluorspar	10,000	5/25/43			6/30/43	7/7/43	7/12/43	7/12/43	Declined				
Bulwark Mines, Inc.	Mohave	Gold, silver, lead, zinc	30,000	5/25/43			6/9/43	6/22/43	6/25/43	6/25/43	Declined				
E. A. Borge	Gila	Copper	30,000	5/26/43			6/9/43	6/25/43	6/30/43	6/30/43	Declined				
Frank H. Grennis	Mohave	Lead, zinc	30,000	5/27/43			5/27/43	6/2/43	6/4/43	6/4/43	Declined				
Horseshoe Mine	Graham	Copper	11,000	5/29/43			6/2/43	6/4/43	6/7/43	6/8/43	Approved	6/24/43	*	11,000	
Peter Lund	Gila	Silver, copper, lead, zinc	7,000	5/31/43			5/31/43	6/5/43	6/9/43	6/9/43	Declined				
Meyer, Walker, Cochrane, Little	Mohave	Gold, silver, copper, tungsten	20,000	5/31/43			7/12/43	7/20/43			Pending				
Charles & May Turner	Yavapai	Silver, copper, lead, zinc	20,000	6/2/43			6/16/43	7/7/43	7/12/43	7/12/43	Declined				
Edwin F. Rippey	Yavapai	Gold, silver, lead, zinc	8,800	6/7/43			6/14/43	6/18/43	6/25/43	6/28/43	Approved	7/12/43	*	8,800	
Paymaster Silver-Lead Co.	Pima	Gold, silver, copper, lead	20,000	6/11/43			6/14/43	6/16/43	6/23/43	6/23/43	Declined				
C. L. Baker	Yavapai	Zinc	12,500	6/15/43							Pending				
Lucy & Frank Jones	Cochise	Copper, zinc	10,000	6/15/43			7/5/43	7/12/43	7/16/43	7/16/43	Declined				
Vaughn Copper Co.	Pinal	Copper	20,000	6/15/43			7/5/43	7/14/43	7/16/43	7/16/43	Declined				
Frank E. Chisum	Gila	Tungsten	20,000	6/16/43							Pending				
Daily Mines Co.	Pima	Copper	30,000	6/18/43			7/12/43				Pending				
William S. Bradbury	Mohave	Tungsten	30,000	6/22/43							Pending				
Alexander C. Xynos	Cochise	Tungsten	30,000	6/18/43			7/2/43	7/13/43	7/16/43	7/16/43	Declined				
E. B. & C. B. Hayes	Yavapai	Copper	15,000	6/23/43			7/19/43				Pending				
Yuma Copper Mine	Yuma	Copper	30,000	6/25/43			7/2/43	7/10/43	7/12/43	7/12/43	Declined				
C. R. Carner	Pinal	Silver, lead	30,000	6/28/43			7/20/43				Pending				
Ben E. Joy	Yavapai	Copper	10,000	6/30/43			7/19/43				Pending				

22,600
213
179 000
197 000
199 000
Gd approved - 841,300

*Refunding loan subsequent to preliminary RFC financing.

Name of Applicant	Mine Location County	Principal Metals	Amount Requested	Date Application Received	Date of Rejection on Preliminary Examination	Date Field Examination Authorized	Date Field Report Received in Washington	Date Engineer Examiner's Report	Date Action by Board of Directors	Date letter of Acceptance or Rejection	Status	Date of Initial Disbursement	Date of First Payroll	Total Amount Authorized	Amount Expended Before Disbursement Stopped
W. F. Kime	Gila	Gold, silver, copper	$20,000	1/9/43		1/18/43	3/16/43	4/5/43	4/7/43	4/7/43	Declined				
John G. Streeter	Santa Cruz	Silver, copper, lead	5,000	1/11/43	1/25/43			1/22/43	1/25/43	1/25/43	Declined				
E. P. Hilton	Pima	Copper, lead, zinc	5,000	1/15/43		1/21/43	2/25/43	3/11/43	3/17/43	3/18/43	Approved	4/12/43	5/1/43	$ 5,000	
Charlie H. Brown	Yavapai	Gold, silver, copper	20,000	1/15/43				4/12/43	4/19/43	4/19/43	Declined				
W. J. Kirby	Maricopa	Copper	20,000	1/18/43		2/25/43	3/26/43	4/5/43	4/7/43	4/7/43	Declined				
H. J. Farmer	Santa Cruz	Gold, silver, copper, lead	20,000	1/19/43		4/12/43	5/18/43	5/25/43	5/31/43	5/31/43	Declined				
E. A. Pennington	Cochise	Copper	10,000	1/19/43		1/28/43	3/1/43	3/4/43	3/10/43	3/10/43	Declined				
Sierra Metals Co.	Pinal	Manganese	16,000	1/19/43		1/21/43	2/27/43				Withdrawn				
Havasu Lead Zinc Mining Co.	Coconino	Lead, zinc, vanadium	20,000	1/25/43		1/29/43	3/15/43	3/27/43	4/7/43	4/10/43	Approved	4/28/43	4/30/43	7,500	
Gladstone Copper Mine	Santa Cruz	Copper	20,000	1/25/43		2/2/43	3/22/43	4/3/43	4/7/43	4/7/43	Declined				
J. L. McIver	Gila	Lead, zinc	20,000	1/30/43			1/30/43	2/6/43	2/10/43	2/12/43	Approved	3/2/43	*	25,000	
J. R. Brann	Pima	Tungsten	20,000	2/1/43		2/1/43	3/25/43	4/14/43	4/19/43	4/19/43	Declined				
Patagonia Metal Mines	Santa Cruz	Manganese	40,000	2/2/43		2/5/43	3/25/43	3/31/43	4/5/43	4/5/43	Declined				
Vivian H. Singleton (Mrs.)	Gila	Lead	20,000	2/3/43		2/6/43	3/26/43	3/31/43	4/5/43	4/5/43	Declined				
Mines Development Inc.	Mohave	Lead, zinc	22,000	2/16/43			3/23/43	3/25/43	3/29/43	3/30/43	Approved	4/19/43	*	9,500	
J. L. McWilliams	Cochise	Gold, silver, copper, lead	10,000	2/16/43		3/8/43	4/13/43	4/26/43	4/30/43	4/30/43	Declined				
Amargosa Molybdenum & Copper	Corp. Pima	Molybdenum, copper	20,000	2/24/43			2/24/43	3/10/43	3/15/43	3/16/43	Approved			6,500	5,000
N. S. Oberan	Yavapai	Copper	30,000	2/24/43			2/24/43	3/1/43	3/8/43	3/9/43	Approved	3/29/43	*	15,000	
Harry C. J. Lennox	Mohave	Copper, lead, zinc	20,000	2/24/43			3/30/43				Pending**				
Wm. S. Segar & R.P.M. Davis	Mohave	Gold, lead, zinc	20,000	2/27/43							Withdrawn				
John S. Madigan	Pima	Flourspar	14,300	3/1/43			4/12/43	4/24/43	4/30/43	4/30/43	Declined				
W. G. O'Brien (Mrs.)	Mohave	Lead	16,500	3/1/43			5/25/43				Withdrawn				
W. H. Wilson & Associates	Cochise	Copper, lead, zinc	15,000	3/3/43			3/3/43	3/25/43	3/29/43	3/29/43	Declined				
Roy E. Walde	Yavapai	Copper	8,000	3/6/43							Withdrawn				
Charles E. McCulloch	Pima	Copper	20,000	3/6/43			3/6/43	3/15/43	3/19/43	3/19/43	Declined				
John A. Gray	Pinal	Gold, copper	10,000	3/10/43			3/23/43	4/9/43	4/16/43	4/16/43	Declined				
Russel Haddy & E. L. Nelson	Pinal	Gold, copper	12,000	3/13/43			3/17/43				Pending**				
Henry L. Williams, Jr.	Yavapai	Lead, zinc	15,000	3/13/43			4/5/43	4/13/43	4/19/43	4/19/43	Declined				
E. I. Mills & F. P. Bracken	Yavapai	Copper	7,500	3/16/43			3/16/43	3/17/43	3/19/43	3/19/43	Approved	4/13/43	*	7,500	
E. I. Mills & F. P. Bracken	Yavapai	Copper	16,000	6/18/43			7/5/43	7/8/43	7/12/43		Approved			8,500	
Max R. B. Baumkirchner	Cochise	Copper, lead, zinc	20,000	3/18/43			5/25/43	5/28/43	6/2/43	6/2/43	Declined				
James H. Macia	Cochise	Lead	15,000	3/18/43			4/16/43	5/24/43	5/28/43	6/2/43	Approved	6/28/43	7/1/43	8,000	
Bullard Gold Mines, Inc.	Yavapai	Gold, copper	20,000	3/19/43			3/19/43	5/24/43	5/31/43	5/31/43	Declined				
Victory Manganese Co.	Yavapai	Manganese	20,000	3/19/43			3/19/43	4/6/43	4/12/43	4/12/43	Declined				
Arnt T. Braathen	Santa Cruz	Copper, lead, zinc	27,500	3/22/43			3/22/43	4/26/43	4/30/43	4/30/43	Declined				
John W. Eastburn	Santa Cruz	Lead, zinc	10,000	3/24/43			5/22/43	5/25/43	5/31/43	5/31/43	Declined				
Fred Gibbs	Yavapai	Molybdenum, copper	30,000	3/26/43			3/26/43	4/28/43	5/3/43	5/4/43	Approved	6/4/43	*	30,000	
D. E. & D. G. Ahlburg	Mohave	Gold, silver, lead, copper, zinc	20,000	3/26/43			5/4/43	5/10/43	5/14/43	5/14/43	Declined				
Evert Breckenridge	Yavapai	Gold, silver, copper, zinc	5,000	3/29/43			5/3/43	5/7/43	5/12/43	5/12/43	Declined				
Artesia Investment Co.	Pima	Silver, lead, copper	4,000	3/29/43			4/17/43	4/26/43	4/30/43	4/30/43	Declined				
Frank P. Bracken	Maricopa	Copper	5,000	3/29/43			3/29/43	4/1/43	4/9/43	4/9/43	Declined				
Garfield Gray	Yuma	Copper	10,000	4/5/43							Withdrawn				
Ben E. Joy	Yavapai	Tungsten	25,000	4/7/43			4/7/43	4/9/43	4/16/43	4/16/43	Declined				
James T. Owens & B. S. Eyer	Pima	Copper	10,000	4/12/43			5/3/43	5/7/43	5/12/43	5/12/43	Declined				
J. A. Duffy & C. A. Wynne	Santa Cruz	Molybdenum	30,000	4/12/43				5/7/43	5/12/43	5/12/43	Declined				
G. W. Hassler, Jr.	Yuma	Gold, silver, copper	30,000	4/12/43			5/10/43	5/27/43	5/31/43	5/31/43	Declined				
Peter H. Lund	Gila	Silver, copper, lead	49,819.60	4/13/43			4/13/43	4/23/43	4/28/43	4/28/43	Declined				
T & S Mining Co.	Yuma	Silver, manganese, tungsten, cobalt	25,000	4/17/43			4/17/43	5/1/43	5/5/43	5/5/43	Declined				
Webb & Scogings	Mohave	Copper, lead, zinc, gold, silver	30,000	4/17/43			5/18/43	5/21/43	5/26/43	5/26/43	Declined				
H. J. Waters	Cochise	Copper	15,000	4/17/43			4/17/43	5/8/43	5/12/43	5/12/43	Declined				
R. A. Brett & F. W. Edgerton	Yuma	Lead	53,030	4/17/43		4/26/43	5/17/43	6/11/43	6/16/43	6/16/43	Declined				
D. J. Miller	Pima	Gold, silver, copper, lead, zinc	9,500	4/20/43			4/20/43	4/28/43	5/3/43	5/4/43	Approved	5/10/43	*	9,500	
Paul J. Dueker	Yuma	Copper	15,000	4/21/43			4/21/43	5/1/43	5/5/43	5/5/43	Declined				
C. W. T. Copper Mining Co.	Coconino	Copper	7,000	4/24/43			5/17/43	6/8/43	6/14/43	6/21/43	Approved			7,000	
M. B. Dudley	Mohave	Copper, molybdenum	40,000	4/27/43			5/5/43				Pending				
Muheim Brothers	Pima	Copper, manganese	20,000	4/28/43			5/21/43	5/25/43	5/28/43	5/28/43	Declined				
Harry E. Lee	Cochise	Copper, lead, silver	20,000	4/30/43			5/20/43	6/16/43	6/21/43	6/21/43	Declined				
J. Henry Hall	Mohave	Lead, zinc	15,880	4/30/43			4/30/43	5/3/43	5/10/43	5/10/43	Approved	5/19/43	*	16,000	
Witt Burrows Blaylock	Yavapai	Gold, silver, copper, zinc, lead	14,500	5/1/43			5/1/43	5/4/43	5/7/43	5/11/43	Approved	5/13/43	*	14,500	
United Lead-Zinc Mines, Inc.	Mohave	Gold, silver, lead, zinc	20,000	5/1/43			5/4/43	5/7/43	5/12/43	5/12/43	Declined				
Sam Norris	Mohave	Gold, silver, copper, lead, zinc	24,000	5/7/43			5/17/43	5/21/43	5/26/43	5/27/43	Approved	6/15/43	*	24,000	
Fred A. Bennett	Pima	Copper, zinc	20,000	5/10/43			6/1/43	6/9/43	6/14/43	6/14/43	Approved			6,000	
Charles E. Udall	Pima	Tungsten	12,000	5/11/43		5/13/43	6/14/43	6/16/43	6/21/43	6/21/43	Declined				
Falcon Mining Co.	Pinal	Tungsten	10,000	5/12/43			6/2/43				Withdrawn				199,500
W. D. Riley	Yuma	Lead, zinc, molybdenum, vanadium	30,000	5/14/43			6/25/43	6/30/43	7/5/43	7/5/43	Declined				

*Refunding loan subsequent to preliminary RFC financing.

**Pending outcome of preliminary development loan program.

Name of Applicant	Mine Location County	Principal Metals	Amount Requested	Date Application Received	Date Rejection on Preliminary Examination	Date Field Examination Authorized	Date Field Report Received in Washington	Date Engineer Examiner's Report	Date Action by Board of Directors	Date letter of Acceptance or Rejection	Status	Date of Initial Disbursement	Date of First Payroll	Total Amount Authorized	Amount Expended Before Disbursement Stopped
J. C. Graham & C. N. Thomas	Pima	Lead	$20,000	8/19/42		9/17/42	11/10/42	12/4/42	12/9/42	12/9/42	Declined				
W. F. Scholl & L. W. Racine	Gila	Manganese	20,000	8/20/42		8/28/42	10/19/42	11/12/42	11/13/42	11/14/42	Approved	1/11/43	1/15/43	12,000	
W. F. Scholl & L. W. Racine	Gila	Manganese	2,500	5/12/43			5/12/43	5/15/43	5/21/43		Approved	6/16/43		2,500	
Robinson, Turner & King	Mohave	Beryllium	20,000	8/22/42		9/25/42	12/1/42	12/9/42	12/16/42	12/16/42	Declined				
Victory Mines & Milling Co.	Mohave	Lead, zinc	20,000	8/27/42				9/28/42	10/5/42	10/5/42	Declined				
A. C. Haigler	Yavapai	Gold, silver, lead, zinc, copper	20,000	8/27/42		9/21/42	11/16/42	11/23/42	11/27/42	11/27/42	Declined				
Tobin & Dean	Yavapai	Tungsten	10,000	8/28/42		9/30/42	11/25/42	12/8/42	12/14/42	12/14/42	Declined				
United Slats Mining Co.	Yavapai	Copper, lead	15,000	8/31/42		9/29/42	11/30/42	12/14/42	12/21/42	12/21/42	Declined				
Guy Buster	Pima	Gold, silver, copper, lead	20,000	8/31/42		9/25/42	11/17/42	12/1/42	12/9/42	12/9/42	Declined				
John Phillip Zannaras	Yavapai	Tungsten	20,000	8/31/42		9/11/42	11/16/42	12/17/42	12/23/42	12/23/42	Declined				
Don W. Haverly	Santa Cruz	Copper	20,000	9/3/42		10/15/42	12/26/42	1/4/43	1/8/43	1/8/43	Declined				
Maggie Adams Chapman (Mrs.)	Cochise	Copper, silver, lead, zinc, beryllium	10,000	9/2/42				11/9/42	11/16/42	11/16/42	Declined				
R. P. M. Davis	Yavapai	Gold, silver, copper, lead, zinc	20,000	9/7/42		9/22/42	11/2/42	11/18/42	11/20/42	11/21/42	Approved	12/1/42	11/16/42	20,000	
R. P. M. Davis	Yavapai	Gold, silver, copper, lead, zinc	20,000	2/6/43			2/6/43	2/15/43	2/17/43	2/17/43	Approved	2/20/43		20,000	
W. H. Snyder	Maricopa	Copper	12,000	9/4/42				11/5/42	11/9/42	11/9/42	Declined				
Chance Mining Co.	Cochise	Gold,silver,lead,vanadium,molybdenum	5,000	9/5/42		10/28/42	12/8/42	1/4/43	1/8/43	1/8/43	Declined				
E. F. Epley	Cochise	Silver, lead	15,000	9/9/42		10/7/42	12/7/42	1/15/43	1/20/43	1/20/43	Declined				
Lowell L. Edgerton	Mohave	Andalusite, corundum	20,000	9/7/42	10/5/42			9/29/42	10/5/42	10/5/42	Declined				
Bueno Copper Mine	Yavapai	Copper	20,000	9/15/42		10/14/42	11/30/42	4/6/43	4/7/43	4/7/43	Declined				
H. S. Cooper	Yuma	Gold, quartz	20,000	9/14/42	11/4/42			10/30/42	11/4/42	11/4/42	Declined				
El Dorado-Rover Mining Co.	Mohave	Gold, silver, lead, zinc, copper	20,000	9/17/42		9/18/42	10/31/42	11/12/42	11/18/42	11/24/42	Approved	12/5/42	12/10/42	20,000	
El Dorado-Rover Mining Co.	Mohave	Gold, silver, lead, zinc, copper	20,000	4/17/43			4/17/43	4/22/43	4/28/43		Approved	5/13/43		20,000	
Eureka Mining & Milling Co.	Santa Cruz	Gold, silver, copper	20,000	9/18/42		10/1/42	12/14/42	12/22/42	12/30/42	12/30/42	Declined				
John V. Leonard	Maricopa	Copper	5,000	9/19/42	10/30/42			10/27/42	10/30/42	10/30/42	Declined				
Charles P. Reiniger	Pima	Gold, silver, copper, lead	25,000	9/28/42	11/9/42			11/2/42	11/9/42	11/9/42	Declined				
Earl Heath	Mohave	Zinc, copper	20,000	9/30/42	11/20/42			11/16/42	11/20/42	11/20/42	Declined				
C. B. Pettengill	Gila	Gold, silver, copper	20,000	9/30/42	11/23/42			11/18/42	11/23/42	11/23/42	Declined				
George Babbitt	Yavapai	Cobalt	5,000	10/7/42	11/13/42			11/11/42	11/13/42	11/13/42	Declined				
Anglin, Young & Geaslin	Gila	Copper	20,000	10/8/42		11/6/42	12/28/42	1/8/43	1/13/43	1/13/43	Declined				
Lawrence DeZee	Yavapai	Gold, lead, zinc	20,000	10/14/42		11/6/42	11/28/42	12/11/42	12/14/42	12/19/42	Approved	1/2/43	1/1/43	7,500	
Victory Mining Co.	Greenlee	Zinc, copper	20,000	10/19/42		11/10/42	12/21/42	12/22/42	12/30/42	12/30/42	Declined				
Zonia Copper Mine	Yavapai	Copper	20,000	10/22/42		10/20/42	11/13/42	11/20/42	11/27/42	11/27/42	Declined				
Aaron E. Segal	Gila	Copper	11,870	10/26/42		11/11/42	12/15/42	12/28/42	1/4/43	1/4/43	Declined				
W. H. Wilson & Associates	Cochise	Lead, zinc	10,000	10/31/42		12/7/42	2/10/43	3/9/43	3/19/43	3/19/43	Declined				
J. M. Bingham	Pima	Silver, lead, copper, iron	5,000	11/2/42	11/25/42			11/20/42	11/25/42	11/25/42	Declined				
Richard Simis	Yavapai	Copper	20,000	11/4/42			11/4/42	11/9/42	11/13/42	11/13/42	Declined				
Carlos Aguilar	Yavapai	Lead, zinc, copper, silver	20,000	11/5/42		11/21/42	12/29/42	1/21/43	1/25/43	1/25/43	Declined				
James M. Dpuglas et al	Pinal	Copper	20,000	11/7/42		11/10/42	1/27/43	3/2/43	3/10/43	3/10/43	Declined				
Claude O. Eckel et al	Yavapai	Tungston	20,000	11/9/42		12/2/42	1/18/43	1/22/43	1/25/43	1/25/43	Declined				
Ronald L. Brown	Cochise	Lead	5,000	11/11/42		12/11/42	1/20/43	2/10/43	2/12/43	2/13/43	Approved	2/23/43	3/15/43	5,000	
A. F. Bohse & M. E. Fulk	Yavapai	Gold, copper	20,000	11/14/42		12/8/42	1/6/43	1/8/43	1/13/43	1/13/43	Declined				
Joseph A. Hunter	Pima	Gold, silver, copper, lead	5,000	11/21/42				2/25/43	3/3/43	3/3/43	Declined				
E. F. Epley	Cochise	Copper, lead, zinc	20,000	11/25/42	1/20/43			1/15/43	1/20/43	1/20/43	Declined				
Joseph H. Strotjost	Yavapai	Tungsten	20,000	11/25/42		12/17/42	2/2/43	2/9/43	2/12/43	2/12/43	Declined				
Robert C. Davis	Maricopa	Gold, copper	20,000	11/30/42	12/23/42			12/18/42	12/23/42	12/23/42	Declined				
L. N. Wisner et al	Gila	Tungsten, zinc, copper	10,000	11/30/42		1/1/43	2/9/43				Held in Abeyance**				
John & Florence Oliver	Santa Cruz	Lead, zinc	5,000	12/2/42		1/2/43	3/1/43	3/3/43	3/10/43	3/10/43	Declined				
Farrington & Gustafson	Yuma	Copper	20,000	12/5/42		1/4/43	2/19/43	2/24/43	3/1/43	3/1/43	Declined				
R. T. Ellis & A. T. Laisne	Greenlee	Flourspar	20,000	12/7/42		1/14/43	3/19/43	3/23/43	3/29/43	3/29/43	Declined				
Liberty Hill Gold Mines, Ltd.	Yavapai	Copper, lead, zinc, gold, silver	20,000	12/8/42			12/8/42	12/16/42	12/19/42	1/1/43	Approved	1/11/43	1/1/43	20,000	
Liberty Hill Gold Mines, Ltd.	Yavapai	Copper, lead, zinc, gold, silver	10,000	6/25/43			6/21/43	6/24/43	6/30/43		Approved			10,000	
Red Rover Copper Co., Inc.	Maricopa	Silver, copper	20,000	12/8/42		1/15/43	2/16/43	2/24/43	3/3/43	3/3/43	Declined				
Felice M. Slak et al	Yavapai	Copper	20,000	12/14/42	1/6/43			1/1/43	1/6/43	1/6/43	Declined				
Universal Mining & Smelting	Gila	Copper, zinc	20,000	12/15/42			12/15/42	12/22/42	1/6/43	1/6/43	Declined				
Universal Mining & Smelting	Gila	Copper, zinc	7,100	3/4/43(Reopened)			3/12/43	3/16/43	3/19/43	3/22/43	Approved	4/28/43	*	13,000	
C. M. Taylor	Pima	Silver, copper, lead, zinc	5,000	12/18/42		1/7/43	2/15/43	2/22/43	2/26/43	2/26/43	Declined				
Santa Maria Mines	Pinal	Manganese	20,000	12/18/42		1/7/43	2/9/43	2/15/43	2/17/43	2/17/43	Declined				
George Edwards	Santa Cruz	Molybdenum	8,570	12/21/42		12/24/42	1/21/43	1/25/43	1/27/43	1/27/43	Declined				
Martin Fishback	Gila	Copper	20,000	12/22/42		1/9/43	2/6/43	2/10/43	2/12/43	2/12/43	Declined				
R. H. Lund	Gila	Manganese	10,950	12/23/42		1/9/43	2/6/43	2/10/43	2/15/43	2/15/43	Declined				
James Davies & L. F. Mullins	Gila	Copper	5,000	12/29/42		1/5/43	2/4/43	2/11/43	2/15/43	2/15/43	Declined				
C. B. Conlin	Pima	Silver, copper, lead	16,500	12/31/42			12/31/42	1/7/43	1/13/43	1/13/43	Declined				
D. R. Wolfe	Maricopa	Lead	20,000	1/1/43		1/6/43	2/22/43	3/3/43	3/10/43	3/10/43	Approved	3/19/43	3/22/43	2,000	
Spring Manganese Co.	Yuma	Manganese	20,000	1/5/43		1/7/43	3/1/43	3/18/43	3/24/43	3/30/43	Approved	4/22/43	5/15/43	15,000	
B. & R. Mines, Inc.	Santa Cruz	Copper, lead, zinc	20,000	1/8/43		1/11/43	2/25/43	3/26/43	4/2/43	4/6/43	Approved	4/22/43	5/1/43	10,000	
Ord Mercury Mine	Gila	Mercury	20,000	1/9/43			1/9/43	1/14/43	1/20/43	1/22/43	Approved	1/30/43	2/15/43	20,000	

197,000

*Refunding loan subsequent to preliminary RFC financing.

**Pending outcome of preliminary development loan program.

Name of Applicant	Mine Location County	Principal Metals	Amount Requested	Date Application Received	Date of Rejection on Preliminary Examination	Date Field Examination Authorized	Date Field Report Received in Washington	Date Engineer Examiner's Report	Date Action by Board of Directors	Date letter of Acceptance or Rejection	Status	Date of Initial Disbursement	Date of First Payroll	Total Amount Authorized	Amount Expended Before Disbursement Stopped
Charles Lockridge	Coconino	Copper	3,049	4/21/42	8/28/42			8/25/42	8/28/42	8/28/42	Declined				
R. W. Nicholas	Pima	Copper	20,000	4/22/42	6/19/42			6/9/42	6/19/42	6/19/42	Declined				
E. A. Hughes & Ocie Bales	Pinal	Gold, silver, zinc, copper	150,000	4/22/42		8/13/42	9/28/42	11/7/42	11/13/42	11/13/42	Declined				
David O. Woodbury	Mohave	Copper	8,000	4/29/42		5/13/42	6/19/42	7/13/42	7/17/42	7/17/42	Declined				
Carl Eder	Gila	Zinc	5,000	5/4/42		6/13/42	8/3/42	9/11/42	9/18/42	9/19/42	Approved	11/13/42	12/15/42	5,000	
Tombstone Development Co.	Cochise	Zinc, copper, manganese	20,000	5/8/42	6/26/42			6/11/42	6/26/42	6/26/42	Declined				
Anton Kalinowski	Pinal	Gold, silver, copper	3,000	5/9/42	7/10/42			7/2/42	7/10/42	7/10/42	Declined				
A. R. Byrd, Jr.	Santa Cruz	Manganese	20,000	5/11/42	6/29/42			6/25/42	6/29/42	6/29/42	Declined				
Charles L. Brouse	Pima	Gold, copper	5,000	5/11/42		6/10/42	7/31/42	8/22/42	8/26/42	8/26/42	Declined				
F. Mark, R. S. & M. F. Jones	Mohave	Lead, zinc	75,000	5/15/42	6/15/42			5/30/42	6/15/42	6/15/42	Declined				
A. R. Byrd, Jr.	Pima	Silver, lead, zinc, copper	20,000	5/16/42		5/29/42	8/25/42	9/11/42	9/18/42	9/18/42	Approved	10/29/42	11/30/42	20,000	
A. R. Byrd, Jr.	Pima	Silver, lead, zinc, copper	8,000	4/30/43			4/30/43	5/5/43	5/12/43	5/13/43	Approved	5/19/43		8,000	
Boulder Mining Co.	Yavapai	Lead, zinc	20,000	5/18/42		5/19/42	6/12/42	7/18/42	7/24/42	7/25/42	Approved	8/18/42	8/1/42	20,000	
Boulder Mining Co.	Yavapai	Lead, zinc	20,000	10/18/42				10/21/42	10/23/42	10/23/42	Approved	11/5/42		20,000	
Pierre Perry	Yavapai	Lead, copper	15,000	5/18/42		5/26/42	6/17/42	8/18/42	8/26/42	8/26/42	Declined				
Jefferson Mines, Inc.	Santa Cruz	Lead	20,000	5/18/42		5/28/42	8/4/42				Pending**				
Wolverine & Arizona Min. Co.	Cochise	Copper	18,000	5/19/42		5/29/42	1/26/43	2/18/43	2/22/43	2/22/43	Declined				
Peter H. Lund	Gila	Gold, silver, lead, vanadium	5,000	5/21/42	7/20/42			7/3/42	7/20/42	7/20/42	Declined				
Williams & Chalmers	Maricopa	Manganese	13,000	5/22/42		5/29/42	7/20/42	7/25/42	8/7/42	8/7/42	Approved	9/8/42	9/10/42	8,000	
Polaris Mining Co.	Mohave	Manganese	20,000	6/1/42		6/24/42	10/5/42	10/12/42	10/17/42	10/17/42	Declined				
Squaw Peak Copper Mining Co.	Yavapai	Copper, molybdenum	20,000	6/4/42		6/26/42	8/22/42	10/10/42	10/12/42	10/12/42	Approved	11/18/42	11/30/42	20,000	
Vivian Mining Co., Inc.	Graham	Silver, lead, copper	8,500	6/5/42		6/22/42	7/22/42	10/3/42	10/9/42	10/9/42	Approved	11/16/42	11/30/42	8,500	
Maurice Thomas Heddermen	Cochise	Zinc	5,000	6/10/42		6/29/42	8/17/42	9/21/42	9/28/42	9/28/42	Declined				
A. Armstrong & J.S. MacDonald	Yavapai	Zinc	3,000	6/17/42		7/3/42	7/21/42	8/4/42	8/14/42	8/15/42	Approved	8/29/42	9/15/42	5,000	
A. O. Talbot	Yavapai	Silver, lead, zinc	5,000	6/17/42	7/17/42			7/6/42	7/17/42	7/17/42	Declined				
Keith Knight	Pima	Lead	5,000	6/22/42		7/8/42	8/3/42	8/24/42	8/28/42	8/28/42	Declined				
C. T. Ward & N. A. Walden	Yavapai	Copper	10,000	6/22/42				8/13/42	8/21/42	8/21/42	Declined				
P.H. McCullough & J.J. Fagan	Mohave	Gold, copper	5,000	6/22/42		7/9/42	8/31/42	9/23/42	9/30/42	9/30/42	Declined				
Grace M. Sparkes	Cochise	Gold, silver, lead, zinc, copper	14,000.95	6/22/42		7/2/42	8/13/42	8/28/42	9/2/42	9/2/42	Approved	10/21/42	10/15/42	14,000	
Culver-Murphy Co.	Cochise	Tungsten	20,000	6/23/42	8/14/42			8/8/42	8/14/42	8/14/42	Declined				
Donovan Dale	Santa Cruz	Lead, copper	20,000	6/25/42		7/22/42	9/14/42	9/28/42	10/12/42	10/12/42	Declined				
John W. Daily	Pima	Copper	10,000	6/29/42		7/22/42	8/11/42	8/25/42	8/28/42	8/28/42	Declined				
Will Patty	Santa Cruz	Copper	20,000	6/29/42				11/17/42	11/25/42	11/25/42	Declined				
Goodbody, Foster & Moore	Mohave	Gold, copper	20,000	6/29/42		7/29/42	8/29/42	9/3/42	9/9/42	9/9/42	Declined				
Katherine Johnson (Mrs. Ed)	Yuma	Manganese	2,500	7/2/42		8/22/42	10/6/42	10/23/42	11/4/42	11/4/42	Declined				
Copper Ledge Mining Corp.	Pima	Gold, silver, copper	30,000	7/4/42	8/12/42			8/10/42	8/12/42	8/12/42	Declined				
L. F. Albrecht & J. Fagan	Yavapai	Copper, zinc	20,000	7/6/42		8/1/42	2/2/43	2/11/43	2/15/43	2/15/43	Declined				
J. H. Knight, P.& M. Vukoye	Mohave	Lead, zinc, copper	20,000	7/9/42		1/14/43	3/6/43	3/11/43	3/19/43	3/19/43	Declined				
Wm. S. Segar	Mohave	Gold, silver, lead, zinc	20,000	7/10/42		7/15/42	9/14/42	4/16/43	4/23/43	4/26/43	Approved	6/8/43	6/24/43	20,000	
M.F., R.S., & M.F. Jones	Mohave	Gold, silver, lead, zinc	20,000	7/13/42		8/10/42	10/16/42	10/29/42	11/9/42	11/9/42	Declined				
Randolph Jenks	Pima	Copper	20,000	7/13/42		8/11/42	9/22/42	10/29/42	11/4/42	11/4/42	Declined				
John A. Campbell	Maricopa	Fluorspar	5,000	7/15/42		8/21/42	10/5/42	11/9/42	11/11/42	11/12/42	Approved	11/27/42	12/15/42	7,000	
Elmer C. Walker	Cochise	Tungsten	20,000	7/15/42		7/31/42	9/21/42	10/22/42	10/23/42	10/24/42	Approved	11/23/42	12/15/42	5,000	
Alex. C. Hamilton	Pinal	Copper	20,000	7/17/42		8/7/42	9/28/42	11/2/42	11/6/42	11/6/42	Declined				
Ralph A. Airheart	Yavapai	Gold, silver, lead, zinc	20,000	7/21/42		8/14/42	9/28/42	12/7/42	12/9/42	12/9/42	Declined				
C. D. Lesher	Yuma	Gold, silver, copper	20,000	7/21/42		8/22/42	10/19/42	11/28/42	12/2/42	12/2/42	Declined				
H. G. Snyder	Coconino	Copper	20,000	7/21/42		7/24/42	8/22/42	3/27/43	3/31/43		Declined				
E. C. Hackbarth	Maricopa	Gold, copper	20,000	7/21/42	9/7/42			9/2/42	9/7/42	9/7/42	Declined				
A. Macfarlane	Mohave	Gold, copper	20,000	7/21/42		8/19/42	11/9/42	11/23/42	11/27/42	11/27/42	Declined				
The Victory Manganese Co.	Yavapai	Manganese	5,000	7/21/42		8/19/42	9/14/42	10/19/42	10/28/42	10/28/42	Approved	11/8/42	11/16/42	5,000	
Charles L. (Abe) Farra	Pinal	Copper	20,000	7/23/42		8/26/42	10/26/42	12/24/42	12/30/42	12/30/42	Declined				
Edward D. Farley	Santa Cruz	Gold, silver, lead, zinc, copper	20,000	7/25/42		8/27/42	10/16/42	11/18/42	11/23/42	11/23/42	Declined				
Silver Plate Mining Co.	Yavapai	Gold, silver, copper	20,000	7/28/42	9/2/42			8/27/42	9/2/42	9/2/42	Declined				
John C. & Nellie Lemons	Maricopa	Tungsten	20,000	7/29/42	10/16/42			10/7/42	10/16/42	10/16/42	Declined				
Karl W. Fackler	Santa Cruz	Copper	20,000	7/29/42		8/28/42	10/6/42	12/28/42	1/1/43	1/1/43	Declined				
Brighter Days Mining Corp.	Mohave	Gold, silver, lead, zinc	20,000	7/31/42		8/28/42	11/30/42	12/15/42	12/21/42	12/21/42	Declined				
Quijota Mine	Pima	Lead, manganese	30,000	8/4/42	10/2/42			9/23/42	10/2/42	10/2/42	Declined				
C.N.Greer, H.F.&W.L. Haught	Gila	Gold, silver, lead, copper	13,000	8/7/42	9/28/42			9/22/42	9/28/42	9/28/42	Declined				
Kingdon Ariz. Min. & Milling	Yavapai	Gold, silver, lead, copper	20,000	8/10/42		9/23/42	11/11/42	1/4/43	1/8/43	1/8/43	Declined				
D.B.&J.M. Powell, F. L. Hatch	Maricopa	Manganese	20,000	8/10/42		8/31/42	10/8/42	11/23/42	11/27/42	11/27/42	Declined				
H. Stump & H. E. Ketchum	Yavapai	Lead, zinc	5,000	8/10/42	9/30/42			9/26/42	9/30/42	9/30/42	Declined				
R. C. Jamison & R. T. Sill	Pinal	Manganese	20,000	8/10/42		8/28/42	10/12/42	10/28/42	11/4/42	11/4/42	Approved	12/11/42	1/1/43	11,000	
R. C. Jamison & R. T. Sill	Pinal	Manganese	5,000	5/10/43			5/18/43	5/22/43	5/26/43	5/29/43	Approved	6/10/43		2,500	
R. F. Schaeffer	Cochise	Tungsten	20,000	8/12/42		8/25/42	9/21/42	9/25/42	9/30/42	9/30/42	Declined				
Molson & Company	Pima	Vanadium	5,000	8/17/42		10/31/42	1/18/43	1/23/43	1/25/43	1/25/43	Declined				

179,000

**Pending outcome of preliminary development loan program

DATA ON ARIZONA DEVELOPMENT LOAN APPLICATIONS
(Applications received from August 1940 through June 1943)

Name of Applicant	Mine Location County	Principal Metals	Amount Requested	Date Application Received	Date of Rejection on Preliminary Examination	Date Field Examination Authorized	Date Field Report Received in Washington	Date Engineer Examiner's Report	Date Action by Board of Directors	Date letter of Acceptance or Rejection	Status	Date of Initial Disbursement	Date of First Payroll	Total Amount Authorized	Amount Expended Before Disbursement Stopped
Big Chief Mining Co.	Yavapai	Gold	$20,000	8/9/40	9/6/40			8/21/40	9/6/40	9/6/40	Declined				
James M. Atkins & Bob Atkins	Mohave	Gold, silver	20,000	8/24/40	9/23/40			9/9/40	9/23/40	9/23/40	Declined				
R. W. Bell & C. O. Carlson	Yuma	Gold	9,000	9/11/40	10/30/40			10/11/40	10/30/40	10/30/40	Declined				
James M. Ayres	Yuma	Gold	20,000	9/27/40				3/13/43	3/17/43		Declined				
Earl Pierce	Gila	Asbestos	5,000	11/18/40	12/16/40			11/30/40	12/16/40	12/16/40	Declined				
Ben F. Griffith	Mohave	Gold, silver	20,000	11/25/40		12/9/40	2/7/41	3/13/43	3/17/43		Declined				
D. Durazo & A. Amarillas	Pinal	Gold, silver	8,000	12/9/40		12/13/40		3/13/43	3/17/43		Declined				
Henry W. Berger	Mohave	Tungsten	20,000	12/18/40		1/15/41	4/23/41	5/27/41	6/11/41	6/19/41	Approved	8/5/41	8/21/41	$20,000	
Henry W. Berger				6/9/42				6/13/42	6/17/42	6/18/42	Approved	7/9/42		18,000	
Moon Mt. Gold Mines Co.	Yuma	Gold	20,000	12/23/40		1/2/41	1/11/41	2/24/41	3/19/41	3/19/41	Declined				
Dragoon Mining Corp.	Cochise	Tungsten	20,000	1/13/41		1/29/41	2/24/41	3/27/41	4/11/41	4/11/41	Declined				
F. W. Bose & N. C. Burson	Pinal	Gold,silver,molybdenum,vanadium	20,000	1/24/41							Withdrawn				
Samat Mining Co.	Yavapai	Gold, silver	17,500	2/17/41	3/31/41			3/20/41	3/31/41	3/31/41	Declined				
L. E. Shoup	Coconino	Manganese	12,500	2/24/41		3/22/41	5/14/41	6/23/41	7/2/41	7/2/41	Declined				
Henry L. Williams, Jr.	Yavapai	Antimony	20,000	3/28/41							Withdrawn				
Clyde L. Baker	Yavapai	Gold, silver, lead, zinc	20,000	4/3/41		7/1/41	8/18/41	10/13/41	10/20/41	10/20/41	Declined				
Earl B. Law & Cecil Martin	Yuma	Manganese	20,000	4/7/41		4/18/41	5/12/41	6/18/41	6/27/41	6/27/41	Declined				
H. M. Janes	Maricopa	Gold, copper	15,000	4/28/41				3/19/43	3/24/43		Declined				
Arthur Bowen	Yavapai	Gold	20,000	4/28/41	6/27/41			6/27/41	7/14/41	7/14/41	Declined				
H. H. & F. D. Shuck	Mohave	Silver, zinc	8,500	5/7/41		8/27/41	11/12/41	12/11/41	12/24/41	1/6/42	Approved	6/1/42	5/16/42	11,000	
Joseph C. Bacon	Santa Cruz	Gold, silver, copper	10,700	5/8/41	6/11/41			6/2/41	6/11/41	6/11/41	Declined				
Walter Guzzardi	Yavapai	Gold, silver, copper	20,000	5/24/41	8/13/41			8/6/41	8/13/41	8/13/41	Declined				
Emile L. Marcotte	Maricopa	Gold, lead, copper	5,000	5/26/41				12/28/42	1/4/43		Declined				
O. I. Dawson et al	Mohave	Gold	20,000	6/16/41	8/18/41			7/31/41	8/8/41	8/8/41	Declined				
Thomas Noble	Santa Cruz	Gold, silver, lead	20,000	8/6/41	8/29/41			8/22/41	8/29/41	8/29/41	Declined				
Rose Tungsten Mining Co.	Gila	Tungsten	20,000	8/11/41		8/27/41	10/6/41	10/14/41	11/3/41	11/3/41	Declined				
Providence Mining Corp.	Pinal	Gold, silver, lead, zinc	20,000	8/15/41	9/17/41			9/6/41	9/17/41	9/17/41	Declined				
W. J. Crouch	Gila	Tungsten	20,000	9/9/41				3/19/43	3/24/43		Declined				
Ben E. Joy	Yavapai	Tungsten	20,000	9/19/41		9/23/41	10/20/41	12/1/41	12/10/41	12/15/41	Approved	6/5/42	5/16/42	20,000	
Harold H. Block	Yavapai	Gold	10,000	9/22/41							Withdrawn				
Joe H. & John H. Cline	Gila	Wolframite	20,000	9/29/41		10/20/41	12/22/41	5/1/42	5/11/42	5/13/42	Approved	7/27/42	7/1/42	20,000	
Reward Mine	Pinal	Zinc	20,000	10/8/41				3/23/42	4/16/42	5/1/42	Approved	7/14/42	7/1/42	20,000	
William Vero Thorpe	Maricopa	Gold, silver, copper	20,000	10/24/41		11/13/41	12/10/41	1/21/42	1/26/42	1/26/42	Declined				
L. Burton & J. R. Findley	Mohave	Tungsten	20,000	10/27/41		1/9/42					Withdrawn				
William F. Foy	Pima	Gold, zinc, copper	20,000	11/4/41		12/5/41	2/16/42	3/3/42	3/6/42	3/9/42	Approved	6/25/42	6/1/42	20,000	
E. Massey & G. H. Merrill	Yavapai	Gold	20,000	11/6/41	3/11/42			3/9/42	3/11/42	3/11/42	Declined				
N. C. Burson	Pinal	Gold, silver, lead	20,000	11/15/41		12/1/41	12/24/41	1/21/42	2/4/42	2/9/42	Approved	4/22/42	6/1/42	20,000	
Nathanial Dorsette Hightower	Maricopa	Silver, copper manganese	5,000	11/24/41				1/15/43	1/20/43	1/20/43	Declined				
Victor Cons. Mining Co.	Pima	Copper	20,000	11/24/41		12/17/41	2/6/42	3/5/42	3/11/42	3/11/42	Declined				
M. L. Obregon & F. Castillo	Pima	Silver, lead, zinc, copper	5,000	12/16/41		12/23/41	2/9/42	3/9/42	3/20/42	3/20/42	Declined				
Lime Cap Mine	Greenlee	Lead, zinc	20,000	12/18/41	1/26/42			1/19/42	1/26/42	1/26/42	Declined				
Lime Cap Mine				3/24/42(Reopened)		4/9/42	4/17/42	6/10/42	6/12/42	6/13/42	Approved	8/1/42	8/1/42	20,000	
Messrs. Harrison & Swansk	Gila	Tungsten	20,000	12/27/41		1/15/42	2/9/42	4/4/42	5/11/42	5/27/42	Approved	7/24/42	7/1/42	20,000	
Sunset Mining Co.	Pinal	Gold, copper	20,000	12/27/41	1/14/42			1/7/42	1/14/42	1/14/42	Declined				
Calistoga Min. & Dev. Co.	Graham	Gold, lead, copper, iron	20,000	1/1/42	2/20/42			2/14/42	2/20/42	2/20/42	Declined				
Michael Serasio	Pima	Tungsten	20,000	1/12/42		2/4/42	3/23/42	3/31/42	4/6/42	4/6/42	Declined				
Wingfield, Wingfield, Snyder	Yavapai	Copper	20,000	1/16/42	2/20/42			2/13/42	2/20/42	2/20/42	Declined				
Pinto Tungsten Mines, Inc.	Gila	Tungsten	20,000	2/23/42		3/3/42	4/13/42	4/8/42	5/20/42	5/20/42	Declined				
Robert N. Doyle	Yuma	Manganese	20,000	3/3/42		3/12/42	5/27/42	7/3/42	7/10/42	7/10/42	Declined				
P. R. Helm	Yavapai	Copper	20,000	3/4/42		4/1/42	6/15/42								
P. R. Helm						8/1/42	9/4/42	9/19/42	9/23/42	9/24/42	Approved	10/3/42	11/4/42	5,000	
P. R. Helm			20,000	2/6/43			2/6/43	2/19/43	2/24/43	3/1/43	Approved	3/24/43		20,000	
Mammoth-Tiger Ext. Min. Co.	Pinal	Lead	20,000	3/12/42		3/12/42	4/6/42	5/12/42	5/20/42	6/5/42	Approved	7/18/42	7/1/42	9,000	
Rough Rider Group #1-2-3	Pima	Copper	20,000	3/20/42		3/20/42	6/13/42	7/6/42	7/17/42	7/17/42	Declined				213,000
J. E. Haist	Santa Cruz	Silver, copper	10,000	3/27/42		4/22/42	6/15/42	7/6/42	7/17/42	7/17/42	Declined				
Branch,Carriger,Giffin,Douglas	Gila	Lead, copper	20,000	3/31/42		4/7/42	5/30/42	7/3/42	7/10/42	7/13/42	Declined				
William Golding Hokett	Yavapai	Manganese	20,000	4/6/42		4/21/42	6/23/42	7/3/42	7/10/42	7/10/42	Declined				
Thea Williamson	Cochise	Gold, silver	40,000	4/7/42	5/8/42			5/2/42	5/8/42	5/8/42	Declined				
Lone Star Mine	Graham	Lead, copper	20,000	4/11/42			11/4/42	11/6/42	11/11/42	11/11/42	Declined				
Mrs. B. H. Westlake	Gila	Tungsten	20,000	4/14/42		5/1/42	5/27/42	6/2/42	6/12/42	6/12/42	Declined				
Hugh R. Doggs, Trustee	Pinal	Gold, silver, copper	20,000	4/16/42		5/5/42	5/27/42	6/11/42	6/19/42	6/19/42	Declined				
Ari-Butte Operating Co.	Pinal	Gold, silver, lead, copper	20,000	4/17/42		5/5/42					Withdrawn				
George R. Hay	Santa Cruz	Silver, lead	50,000	4/18/42		5/29/42	7/29/42	8/25/42	8/31/42	8/31/42	Declined				
N. A. Gonzales	Pima	Flourspar	20,000	4/18/42		5/6/42	6/22/42	7/6/42	7/20/42	7/20/42	Declined				

Name of Applicant	Mine Location County	Principal Metals	Amount Requested	Date Application Received	Date of Rejection on Preliminary Examination	Date Field Examination Authorized	Date Field Report Received in Washington	Date Engineer Examiner's Report	Date Action by Board of Directors	Date letter of Acceptance or Rejection	Status	Date of Initial Disbursement	Date of First Payroll	Total Amount Authorized	Amount Expended Before Disbursement Stopped
United Slats Mining Co.	Yavapai	Copper, lead	$15,000	8/31/42		9/29/42					Pending				
Guy Buster	Pima	Gold, silver, copper, lead	20,000	8/31/42		9/25/42					Pending				
John Phillip Zonnaras	Yavapai	Tungsten	20,000	8/31/42		9/11/42					Pending				
Maggie Adams Chapmen (Mrs.)	Cochise	Silver,copper,lead,zinc,beryllium	10,000	9/2/42							Pending				
Don W. Haverly	Santa Cruz	Copper	20,000	9/3/42		10/15/42					Pending				
R. P. M. Davis	Yavapai	Gold, silver, copper, lead, zinc	20,000	9/7/42		9/22/42					Pending				
W. H. Snyder	Maricopa	Copper	12,000	9/4/42							Pending				
Chance Mining Co.	Cochise	Gold,silver,lead,vanadium,molybdenum	5,000	9/5/42		10/28/42					Pending				
E. F. Epley	Cochise	Silver, lead	15,000	9/9/42		10/7/42					Pending				
Lowell L. Edgerton	Mohave	Andalusite, corundum	20,000	9/7/42	10/5/42			9/29/42	10/5/42	10/5/42	Declined				
Bueno Copper Mine	Yavapai	Copper	20,000	9/15/42		10/14/42					Pending				
H. S. Cooper	Yuma	Gold, quartz	20,000	9/14/42	11/4/42			10/30/42	11/4/42	11/4/42	Declined				
El Dorado-Rover Mining Co.	Mohave	Gold, silver, lead, zinc, copper	20,000	9/17/42		9/18/42	10/31/42				Pending				
Eureka Min. & Milling Co.	Santa Cruz	Gold, silver, copper	20,000	9/18/42		10/1/42					Pending				
John V. Leonard	Maricopa	Copper	5,000	9/19/42	10/30/42			10/27/42	10/30/42	10/30/42	Declined				
Charles P. Reiniger	Pima	Gold, silver, copper, lead	25,000	9/28/42							Pending				
Earl Heath	Mohave	Zinc, copper	20,000	9/30/42							Pending				
C. B. Pettengill	Gila	Gold, silver, copper	20,000	9/30/42							Pending				
George Babbitt	Yavapai	Cobalt	5,000	10/7/42							Pending				
Anglin, Young & Geaslin	Gila	Copper	20,000	10/8/42							Pending				
Lawrence DeZee	Yavapai	Gold, lead, zinc	20,000	10/14/42							Pending				
Victory Mining Co.	Greenlee	Zinc, copper	20,000	10/19/42							Pending				
Zonia Copper Mine	Yavapai	Copper	20,000	10/22/42							Pending				
Aaron E. Segal	Gila	Copper	11,870	10/26/42							Pending				
W. H. Wilson & Associates	Cochise	Lead, zinc	10,000	10/31/42							Pending				
J. M. Bingham	Pima	Silver, lead, copper, iron	5,000	11/2/42							Pending				

Name of Applicant	Mine Location County	Principal Metals	Amount Requested	Date Application Received	Date of Rejection on Preliminary Examination	Date Field Examination Authorized	Date Field Report Received in Washington	Date Engineer Examiner's Report	Date Action by Board of Directors	Date letter of Acceptance or Rejection	Status	Date of Initial Disbursement	Date of First Payroll	Total Amount Authorized	Amount Expended Before Disbursement Stopped
David O. Woodbury	Mohave	Copper	$ 8,000	4/29/42		5/13/42	6/19/42	7/13/42	7/17/42	7/17/42	Declined				
Carl Eder	Gila	Zinc	5,000	5/4/42		6/13/42	8/3/42	9/11/42	9/18/42	9/19/42	Approved			$ 5,000	
Tombstone Development Co.	Cochise	Zinc, copper, manganese	20,000	5/8/42	6/26/42			6/11/42	6/26/42	6/26/42	Declined				
Anton Kalinowski	Pinal	Gold, silver, copper	3,000	5/9/42	7/10/42			7/2/42	7/10/42	7/10/42	Declined				
A. R. Byrd, Jr.	Santa Cruz	Manganese	20,000	5/11/42	6/29/42			6/25/42	6/29/42	6/29/42	Declined				
Charles L. Brouse	Pima	Gold, copper	5,000	5/11/42		6/10/42	7/31/42	8/22/42	8/26/42	8/26/42	Declined				
F. Mark, R.S. & M.F. Jones	Mohave	Lead, zinc	75,000	5/15/42	6/15/42			5/30/42	6/15/42	6/15/42	Declined				
A. R. Byrd, Jr.	Pima	Silver, lead, zinc, copper	20,000	5/16/42		5/29/42	8/25/42	9/11/42	9/18/42	9/18/42	Approved	10/29/42		20,000	
Boulder Mining Co.	Yavapai	Lead, zinc	20,000	5/18/42		5/19/42	6/12/42	7/18/42	7/24/42	7/25/42	Approved	8/18/42	8/1/42	20,000	
Pierre Perry	Yavapai	Lead, copper	15,000	5/18/42		5/26/42	6/17/42	8/18/42	8/26/42	8/26/42	Declined				
Jefferson Mines, Inc.	Santa Cruz	Lead	20,000	5/18/42		5/28/42	8/4/42				Held in Abeyance				
Wolverine & Arizona Min. Co.	Cochise	Copper	18,000	5/19/42		5/29/42					Pending				
Peter H. Lund	Gila	Gold, silver, lead, vanadium	5,000	5/21/42	7/20/42			7/3/42	7/20/42	7/20/42	Declined				
Williams & Chalmers	Maricopa	Manganese	13,000	5/22/42		5/29/42	7/20/42	7/25/42	8/7/42	8/7/42	Approved	9/8/42	9/10/42	8,000	
Polaris Mining Co.	Mohave	Manganese	20,000	6/1/42		6/24/42			10/17/42	10/17/42	Declined				
Squaw Peak Copper Mining Co.	Yavapai	Copper, molybdenum	20,000	6/4/42		6/26/42	8/22/42		10/12/42	10/12/42	Approved			20,000	
Vivian Mining Co., Inc.	Graham	Silver, lead, copper	8,500	6/5/42		6/22/42	7/22/42		10/9/42	10/9/42	Approved			8,500	
Maurice Thomas Hedderman	Cochise	Zinc	5,000	6/10/42		6/29/42	8/17/42		9/28/42	9/28/42	Declined				
A.Armstrong & J.S.MacDonald	Yavapai	Zinc	3,000	6/17/42		7/3/42	7/21/42	8/4/42	8/14/42	8/15/42	Approved	8/29/42	9/15/42	5,000	
A. O. Talbot	Yavapai	Silver, lead, zinc	5,000	7/17/42				7/6/42	7/17/42	7/17/42	Declined				
Keith Knight	Pima	Lead	5,000	6/22/42		7/8/42	8/3/42	8/24/42	8/28/42	8/28/42	Declined				
C. T. Ward & N. A. Walden	Yavapai	Copper	10,000	6/22/42				8/13/42	8/21/42	8/21/42	Declined				
P. H. McCullough & J.J. Fagan	Mohave	Gold, copper	5,000	6/22/42		7/9/42	8/31/42		9/30/42	9/30/42	Declined				
Grace M. Sparkes	Cochise	Gold,silver,lead,zinc,copper	14,000.95	6/22/42		7/2/42	8/13/42	8/28/42	9/2/42	9/2/42	Approved	10/21/42		14,000	
Culver-Murphy Co.	Cochise	Tungsten	20,000	6/23/42	8/14/42			8/8/42	8/14/42	8/14/42	Declined				
Donovan Dale	Santa Cruz	Lead, copper	20,000	6/25/42		7/22/42	9/14/42		10/12/42	10/12/42	Declined				
John W. Daily	Pima	Copper	10,000	6/29/42		7/22/42	8/11/42	8/25/42	8/28/42	8/28/42	Declined				
Will Patty	Santa Cruz	Copper	20,000	6/29/42							Pending				
Goodbody, Foster & Moore	Mohave	Gold, copper	20,000	6/29/42		7/29/42	8/29/42		9/9/42	9/9/42	Declined				
Katherine Johnson (Mrs. Ed)	Yuma	Manganese	2,500	7/2/42		8/22/42	10/6/42	10/23/42	11/4/42	11/4/42	Declined				
Copper Ledge Mining Corp.	Pima	Gold, silver, copper	30,000	7/4/42	8/12/42			8/10/42	8/12/42	8/12/42	Declined				
L. F. Albrecht & J. Fagan	Yavapai	Copper, zinc	20,000	7/6/42		8/1/42					Pending				
J.H.Knight, Peter & M.Vukoye	Mohave	Lead, zinc, copper	20,000	7/9/42							Pending				
Wm. S. Segar	Mohave	Gold, silver, lead, zinc	20,000	7/10/42		7/15/42	9/14/42	9/23/42			Held in Abeyance*				
M.F., R.S., & M.F. Jones	Mohave	Gold, silver, lead, zinc	20,000	7/13/42		8/10/42	10/16/42	10/29/42	11/4/42	11/4/42	Declined				
Randolph Jenks	Pima	Copper	20,000	7/13/42		8/11/42	9/22/42	10/29/42			Pending				
John A. Campbell	Maricopa	Fluorspar	5,000	7/15/42		8/21/42	10/5/42				Held in Abeyance				
Elmer C. Walker	Cochise	Tungsten	20,000	7/15/42		7/31/42	9/21/42	10/22/42	10/23/42	10/24/42	Approved			5,000	
Alex. C. Hamilton	Pinal	Copper	20,000	7/17/42		8/7/42					Pending				
Ralph A. Airheart	Yavapai	Gold, silver, lead, zinc	20,000	7/21/42		8/14/42	9/28/42				Pending				
C. D. Lesher	Yuma	Gold, silver, copper	20,000	7/21/42		8/22/42	10/19/42				Pending				
H. G. Snyder	Coconino	Copper	20,000	7/21/42		7/24/42					Pending				
E. C. Hackbarth	Maricopa	Gold, copper	20,000	7/21/42	9/7/42			9/2/42	9/7/42	9/7/42	Declined				
A. Macfarlane	Mohave	Gold, copper	20,000	7/21/42		8/19/42					Pending				
The Victory Manganese Co.	Yavapai	Manganese	5,000	7/21/42		8/19/42	9/14/42	10/19/42	10/28/42	10/28/42	Approved			5,000	
Charles L. (Abe) Farra	Pinal	Copper	20,000	7/23/42		8/26/42					Pending				
Edward D. Farley	Santa Cruz	Gold, silver, lead, zinc, copper	20,000	7/25/42		8/27/42	10/16/42				Pending				
Silver Plate Mining Co.	Yavapai	Gold, silver, copper	20,000	7/28/42	9/2/42			8/27/42	9/2/42	9/2/42	Declined				
John C. & Nellie Lemons	Maricopa	Tungsten	20,000	7/29/42	10/16/42			10/7/42	10/16/42	10/16/42	Declined				
Karl W. Fackler	Santa Cruz	Copper	20,000	7/29/42		8/28/42	10/6/42				Pending				
Brighter Days Mining Corp.	Mohave	Gold, silver, lead, zinc	20,000	7/31/42		8/28/42					Pending				
Quijota Mine	Pima	Lead, manganese	30,000	8/4/42	10/2/42			9/23/42	10/2/42	10/2/42	Declined				
Calvin N. Greer,H.F.&W.L.Haught	Gila	Gold, silver, lead, copper	13,000	8/7/42	9/28/42			9/22/42	9/28/42	9/28/42	Declined				
Kingdon Ariz. Min. & Milling	Yavapai	Gold, silver, lead, copper	20,000	8/10/42		9/23/42					Pending				
D.B.&J.M.Powell, F.L. Hatch	Maricopa	Manganese	20,000	8/10/42		8/31/42	10/8/42				Held in Abeyance				
H. Stump & H. E. Ketchum	Yavapai	Lead, zinc	5,000	8/10/42	9/30/42			9/26/42	9/30/42	9/30/42	Declined				
R. C. Jamison & R. T. Sill	Pinal	Manganese	20,000	8/10/42		8/28/42	10/12/42	10/28/42	11/4/42	11/4/42	Declined				
R. F. Schaeffer	Cochise	Tungsten	20,000	8/12/42		8/25/42	9/21/42	9/25/42	9/30/42	9/30/42	Declined				
Molson & Company	Pima	Vanadium	5,000	8/17/42		8/25/42					Pending				
Graham, J. C. & Thomas, C.N.	Pima	Lead	20,000	8/19/42		9/17/42					Pending				
W.F. Scholl & L.W. Racine	Gila	Manganese	20,000	8/20/42		8/28/42	10/19/42				Pending				
Robinson, Turner & King	Mohave	Beryllium	20,000	8/22/42		8/25/42					Pending				
Victory Mines & Milling Co.	Mohave	Lead, zinc	20,000	8/27/42	9/28/42				10/5/42	10/5/42	Declined				
A. C. Haigler	Yavapai	Gold, silver, lead, zinc, copper	20,000	8/27/42		9/21/42					Pending				
Tobin & Dean	Yavapai	Tungsten	10,000	8/28/42		9/30/42					Pending				

*Held in abeyance as applicant intends to form a corporation.

DATA ON ARIZONA DEVELOPMENT LOAN APPLICATIONS
(Applications received from August 1940 to date)

Name of Applicant	Mine Location County	Principal Metals	Amount Requested	Date Application Received	Date of Rejection on Preliminary Examination	Date Field Examination Authorized	Date Field Report Received in Washington	Date Engineer Examiner's Report	Date Action by Board of Directors	Date letter of Acceptance or Rejection	Status	Date of Initial Disbursement	Date of First Payroll	Total Amount Authorized	Amount Expended Before Disbursement Stopped
Big Chief Mining Co.	Yavapai	Gold	$20,000	8/9/40	9/6/40			8/21/40	9/6/40	9/6/40	Declined				
James M. Atkins & Bob Atkins	Mohave	Gold, silver	20,000	8/24/40	9/23/40			9/9/40	9/23/40	9/23/40	Declined				
R. W. Bell & C. O. Carlson	Yuma	Gold	9,000	9/11/40	10/30/40			10/11/40	10/30/40	10/30/40	Declined				
James M. Ayres	Yuma	Gold	20,000	9/27/40							Pending				
Earl Pierce	Gila	Asbestos	5,000	11/18/40	12/16/40			11/30/40	12/16/40	12/16/40	Declined				
Ben F. Griffith	Mohave	Gold, silver	20,000	11/25/40		12/9/40	2/7/41				Held in Abeyance				
D. Durazo & A. Amarillas	Pinal	Gold, silver	8,000	12/9/40		12/13/40					Held in Abeyance				
Henry W. Berger	Mohave	Tungsten	20,000	12/18/40		1/15/41	4/23/41	5/27/41	6/11/41	6/19/41	Approved	8/5/41	8/21/41	$20,000	
Henry W. Berger									6/17/42		Approved	7/9/42		18,000	
Moon Mountain Gold Mines Co.	Yuma	Gold	20,000	12/23/40		1/2/41	1/11/41	2/24/41	3/19/41	3/19/41	Declined				
Dragoon Mining Corp.	Cochise	Tungsten	20,000	1/13/41		1/29/41	2/24/41	3/27/41	4/11/41	4/11/41	Declined				
F. W. Bose & N. C. Burson	Pinal	Gold,silver,molybdenum,vanadium	20,000	1/24/41							Withdrawn				
Samat Mining Co.	Yavapai	Gold, silver	17,500	2/17/41	3/31/41			3/20/41	3/31/41	3/31/41	Declined				
L. E. Shoup	Coconino	Manganese	12,500	2/24/41		3/22/41	5/14/41	6/23/41	7/2/41	7/2/41	Declined				
Henry L. Williams, Jr.	Yavapai	Antimony	20,000	3/28/41							Withdrawn				
Clyde L. Baker	Yavapai	Gold, silver, lead, zinc	20,000	4/3/41		7/1/41	8/18/41	10/13/41	10/20/41	10/20/41	Declined				
Earl B. Law & Cecil Martin	Yuma	Manganese	20,000	4/7/41		4/18/41	5/12/41	6/18/41	6/27/41	6/27/41	Declined				
H. M. Janes	Maricopa	Gold, copper	15,000	4/28/41							Pending				
Arthur Bowen	Yavapai	Gold	20,000	4/28/41	6/27/41				6/27/41	6/27/41	Declined				
H. H. & F. D. Shuck	Mohave	Silver, zinc	8,500	5/7/41		8/27/41	11/12/41	12/11/41	12/24/41	1/6/42	Approved	6/1/42	5/16/42	11,000	
Joseph C. Bacon	Santa Cruz	Gold, silver, copper	10,700	5/8/41	6/11/41			6/2/41	6/11/41	6/11/41	Declined				
Walter Guzzardi	Yavapai	Gold, silver, copper	20,000	5/24/41	8/13/41			8/6/41	8/13/41	8/13/41	Declined				
Emile L. Marcotte	Maricopa	Gold, lead, copper	5,000	5/26/41							Pending				
O. L. Dawson et al.	Mohave	Gold	20,000	6/16/41	8/18/41			7/31/41	7/31/41	7/31/41	Declined				
Thomas Noble	Santa Cruz	Gold, silver, lead	20,000	8/6/41	8/29/41			8/22/41	8/29/41	8/29/41	Declined				
Rose Tungsten Mining Co.	Gila	Tungsten	20,000	8/11/41		8/27/41	10/6/41	10/14/41	11/3/41	11/3/41	Declined				
Providence Mining Corp.	Pinal	Gold, silver, lead, zinc	20,000	8/15/41	9/17/41			9/6/41	9/17/41	9/17/41	Declined				
W. J. Crouch	Gila	Tungsten	20,000	9/9/41							Pending				
Ben E. Jay	Yavapai	Tungsten	20,000	9/19/41		9/23/41	10/20/41	12/1/41	12/10/41	12/15/41	Approved	6/5/42	5/16/42	20,000	
Harold H. Block	Yavapai	Gold	10,000	9/22/41							Held in Abeyance				
Joe H. and John H. Cline	Gila	Wolframite	20,000	9/29/41		10/20/41	12/22/41	5/1/42	5/11/42	5/13/42	Approved	7/27/42	7/1/42	20,000	
Reward Mine	Pinal	Zinc	20,000	10/8/41				3/23/42	4/16/42	5/1/42	Approved	7/14/42	7/1/42	20,000	
William Vere Thorpe	Maricopa	Gold, silver, copper	20,000	10/24/41		11/13/41	12/10/41	1/21/42	1/26/42	1/26/42	Declined				
L. Burton & J. R. Findley	Mohave	Tungsten	20,000	10/27/41		1/9/42					Withdrawn				
William F. Foy	Pima	Gold, zinc, copper	20,000	11/4/41		12/5/41	2/16/42	3/3/42	3/6/42	3/9/42	Approved	6/25/42	6/1/42	20,000	
E. Massey & G. H. Merrill	Yavapai	Gold	20,000	11/6/41	3/11/42			3/9/42	3/11/42	3/11/42	Declined				
N. C. Burson	Pinal	Gold, silver, lead	20,000	11/15/41		12/1/41	12/24/41	1/21/42	2/4/42	2/9/42	Approved	4/22/42	6/1/42	20,000	
Nathanial Dorsette Hightower	Maricopa	Silver, copper, manganese	5,000	11/24/41							Pending				
Victor Consolidated Mining Co.	Pima	Copper	20,000	11/24/41		12/17/41	2/6/42	3/5/42	3/11/42	3/11/42	Declined				
M. L. Obregon & F. Castillo	Pima	Silver, lead, zinc, copper	5,000	12/16/41		12/23/41	2/9/42	3/9/42	3/20/42	3/20/42	Declined				
Lime Cap Mine	Greenlee	Lead, zinc	20,000	12/18/41	1/26/42			1/19/42	1/26/42	1/26/42	Declined				
Lime Cap Mine				3/24/42(Reopened)		4/9/42	4/17/42	6/10/42	6/12/42	6/13/42	Approved	8/1/42	8/1/42	20,000	
P.J.,H.G.,E.R.Harrison & Swensk	Gila	Tungsten	20,000	12/27/41		1/15/42	2/9/42	4/4/42	5/11/42	5/27/42	Approved	7/24/42	7/1/42	20,000	
Sunset Mining Co.	Pinal	Gold, copper	20,000	12/27/41	1/14/42			1/7/42	1/14/42	1/14/42	Declined				
Calistoga Min. & Dev. Co.	Graham	Gold, lead, copper, iron	20,000	1/1/42	2/20/42			2/14/42	2/20/42	2/20/42	Declined				
Michael Serasio	Pima	Tungsten	20,000	1/12/42		2/4/42	3/23/42	3/31/42	4/6/42	4/6/42	Declined				
Wingfield, Wingfield, & Snyder	Yavapai	Copper	20,000	1/16/42	2/20/42			2/13/42	2/20/42	2/20/42	Declined				
Pinto Tungsten Mines, Inc.	Gila	Tungsten	20,000	2/23/42		3/3/42	4/13/42	4/8/42	5/20/42	5/20/42	Declined				
Robert N. Doyle	Yuma	Manganese	20,000	3/3/42		3/12/42	5/27/42	7/3/42	7/10/42	7/10/42	Declined				
P. R. Helm	Yavapai	Copper	20,000	3/4/42		4/1/42	6/15/42								
P. R. Helm						8/1/42	9/4/42	9/19/42	9/23/42	9/24/42	Approved	10/3/42		5,000	
Mammoth-Tiger Ext. Min. Co.	Pinal	Lead	20,000	3/12/42		3/12/42	4/6/42	5/12/42	5/20/42	6/5/42	Approved	7/18/42	7/1/42	9,000	
Rough Rider Group #1-2-3	Pima	Copper	20,000	3/20/42		3/20/42	6/13/42	7/6/42	7/17/42	7/17/42	Declined				
J. E. Haist	Santa Cruz	Silver, Copper	10,000	3/27/42		4/22/42	6/15/42	7/6/42	7/17/42	7/17/42	Declined				
Branch,Carriger,Giffin,Douglas	Gila	Lead, copper	20,000	3/31/42		4/7/42	5/30/42	7/3/42	7/10/42	7/13/42	Declined				
William Golding Hokett	Yavapai	Manganese	20,000	4/5/42		4/21/42	6/23/42	7/3/42	7/10/42	7/10/42	Declined				
Thea Williamson	Cochise	Gold, silver	40,000	4/7/42	5/8/42			5/2/42	5/8/42	5/8/42	Declined				
Lone Star Mine	Graham	Lead, copper	20,000	4/11/42							Pending				
Mrs. B. H. Westlake	Gila	Tungsten	20,000	4/14/42		5/1/42	5/27/42	6/2/42	6/12/42	6/12/42	Declined				
Hugh R. Doggs, Trustee	Pinal	Gold, silver, copper	20,000	4/16/42		5/5/42	5/27/42	6/11/42	6/19/42	6/19/42	Declined				
Ari-Butte Operating Co.	Pinal	Gold, silver, lead, copper	20,000	4/17/42		5/5/42					Withdrawn				
George R. Hay	Santa Cruz	Silver, lead	50,000	4/18/42		5/29/42	7/29/42	8/25/42	8/31/42	8/31/42	Declined				
N. A. Gonzales	Pima	Fluorspar	20,000	4/18/42		5/6/42	6/22/42	7/6/42	7/20/42	7/20/42	Declined				
Charles Lockridge	Coconino	Copper	3,049	4/21/42	8/28/42				8/28/42	8/28/42	Declined				
R. W. Nicholas	Pima	Copper	20,000	4/22/42	6/19/42			6/9/42	6/19/42	6/19/42	Declined				
E. A. Hughes & Ocie Bales	Pinal	Gold, silver, zinc, copper	150,000	4/22/42		8/13/42	9/28/42				Pending				

Name of Applicant	Mine Location County	Principal Metals	Amount Requested	Date Application Received	Date of Rejection on Preliminary Examination	Date Field Examination Authorized	Date Field Report Received in Washington	Date Engineer Examiner's Report	Date Action by Board of Directors	Date letter of Acceptance or Rejection	Status	Date of Initial Disbursement	Date of First Payroll	Total Amount Authorized	Amount Expended Before Disbursement Stopped
Gladstone Copper Mine	Santa Cruz	Copper	$20,000	1/25/43		2/2/43	3/22/43	4/3/43	4/7/43	4/7/43	Declined				
J. L. McIver	Gila	Lead, zinc	20,000	1/30/43			1/30/43	2/6/43	2/10/43	2/12/43	Approved	3/2/43	*	$25,000	
J. R. Brann	Pima	Tungsten	20,000	2/1/43		2/1/43	3/25/43				Pending				
Patagonia Metal Mines	Santa Cruz	Manganese	40,000	2/2/43		2/5/43	3/25/43	3/31/43	4/5/43	4/5/43	Declined				
Vivian H. Singleton (Mrs.)	Gila	Lead	20,000	2/3/43		2/6/43	3/26/43	3/31/43	4/5/43	4/5/43	Declined				
P. R. Helm	Yavapai	Copper	20,000	2/6/43			2/6/43	2/19/43	2/24/43	3/1/43	Approved	3/24/43		20,000	
Mines Dev. Inc.	Mohave	Lead, zinc	22,000	2/16/43			3/23/43	3/25/43	3/29/43	3/30/43	Approved			9,500	
J. L. McWilliams	Cochise	Gold, silver, copper, lead	10,000	2/16/43		3/8/43					Pending				
Amargosa Molybdenum & Copper Corp.	Pima	Molybdenum, copper	20,000	2/24/43			2/24/43	3/10/43	3/15/43	3/16/43	Approved			6,500	
N. S. Oberan	Yavapai	Copper	30,000	2/24/43			2/24/43	3/1/43	3/8/43	3/9/43	Approved			15,000	
Harry C. J. Lennox	Mohave	Copper, lead, zinc	20,000	2/24/43			3/30/43				Pending				
Wm. S. Segar & R. P. M. Davis	Mohave	Gold, lead, zinc	20,000	2/27/43							Withdrawn				
John S. Madigan	Pima	Fluorspar	14,300	3/1/43							Pending				
W. G. O'Brian (Mrs.)	Mohave	Lead	16,500	3/1/43							Pending				
W. H. Wilson & Assoc.	Cochise	Copper, lead, zinc	15,000	3/3/43			3/3/43	3/25/43	3/29/43	3/29/43	Declined				
Roy E. Walde	Yavapai	Copper	8,000	3/6/43							Withdrawn				
Charles E. McCulloch	Pima	Copper	20,000	3/6/43			3/6/43	3/15/43	3/19/43	3/19/43	Declined				
John A. Gray	Pinal	Gold, copper	10,000	3/10/43			3/23/43				Pending				
Russel Haddy & E. L. Nelson	Pinal	Gold, copper	12,000	3/13/43			3/17/43				Pending				
Henry L. Williams, Jr.	Yavapai	Lead, zinc	15,000	3/13/43			4/5/43				Pending				
Max R. B. Baumkirchner	Cochise	Copper, lead, zinc	20,000	3/18/43							Pending				
James H. Macia	Cochise	Lead	15,000	3/18/43							Pending				
Bullard Gold Mines, Inc.	Yavapai	Gold, copper	20,000	3/19/43			3/19/43				Pending				
Victory Manganese Co.	Yavapai	Manganese	20,000	3/19/43			3/19/43				Pending				
Arnt T. Braathen	Santa Cruz	Copper, lead, zinc	27,500	3/22/43			3/22/43				Pending				
John W. Eastburn	Santa Cruz	Lead, zinc	10,000	3/24/43							Pending				
Fred Gibbs	Yavapai	Molybdenum, copper	30,000	3/26/43			3/26/43				Pending				
D. E. & D. C. Ahlburg	Mohave	Gold, silver, lead, copper, zinc	20,000	3/26/43							Pending				
Evert Breckenridge	Yavapai	Gold, silver, copper, zinc	5,000	3/29/43							Pending				
Artesia Investment Co.	Pima	Silver, lead, copper	4,000	3/29/43							Pending				
Frank P. Bracken	Maricopa	Copper	5,000	3/29/43			3/29/43				Pending				

*Refunding loan subsequent to preliminary RFC financing.

Name of Applicant	Mine Location County	Principal Metals	Amount Requested	Date Application Received	Date of Rejection on Preliminary Examination	Date Field Examination Authorized	Date Field Report Received in Washington	Date Engineer Examiner's Report	Date Action by Board of Directors	Date letter of Acceptance or Rejection	Status	Date of Initial Disbursement	Date of First Payroll	Total Amount Authorized	Amount Expended Before Disbursement Stopped
United Slats Mining Co.	Yavapai	Copper, lead	$15,000	8/31/42		9/29/42	11/30/42	12/14/42	12/21/42	12/21/42	Declined				
Guy Buster	Pima	Gold, silver, copper, lead	20,000	8/31/42		9/25/42	11/17/42	12/1/42	12/9/42	12/9/42	Declined				
John Phillip Zonnaras	Yavapai	Tungsten	20,000	8/31/42		9/11/42	11/16/42	12/17/42	12/23/42	12/23/42	Declined				
Maggie Adams Chapman (Mrs.)	Cochise	Silver,copper,lead,zinc,beryllium	10,000	9/2/42				11/9/42	11/16/42	11/16/42	Declined				
Don W. Haverly	Santa Cruz	Copper	20,000	9/3/42		10/15/42	12/26/42	1/4/43	1/8/43	1/8/43	Declined				
R. P. M. Davis	Yavapai	Gold, silver, copper, lead, zinc	20,000	9/7/42		9/22/42	11/2/42	11/18/42	11/20/42	11/21/42	Approved	12/1/42	11/16/42	20,000	
R. P. M. Davis	Yavapai	Gold, silver, copper, lead, zinc	20,000	2/6/43			2/6 /43	2/15/43	2/17/43	2/17/43	Approved	2/20/43		20,000	
W. H. Snyder	Maricopa	Copper	12,000	9/4/42				11/5/42	11/9/42	11/9/42	Declined				
Chance Mining Co.	Cochise	Gold,silver,lead,vanadium,molybdenum	5,000	9/5/42		10/28/42	12/8/42	1/4/43	1/8/43	1/8/43	Declined				
E. F. Epley	Cochise	Silver, lead	15,000	9/9/42		10/7/42	12/7/42	1/15/43	1/20/43	1/20/43	Declined				
Lowell L. Edgerton	Mohave	Andalusite, corundum	20,000	9/7/42	10/5/42			9/29/42	10/5/42	10/5/42	Declined				
Bueno Copper Mine	Yavapai	Copper	20,000	9/15/42		10/14/42	11/30/42	4/6/43	4/7/43	4/7/43	Declined				
H. S. Cooper	Yuma	Gold, quartz	20,000	9/14/42	11/4/42			10/30/42	11/4/42	11/4/42	Declined				
El Dorado-Rover Mining Co.	Mohave	Gold, silver, lead, zinc, copper	20,000	9/17/42		9/18/42	10/31/42	11/12/42	11/18/42	11/24/42	Approved	12/5/42	12/10/42	20,000	
Eureka Min. & Milling Co.	Santa Cruz	Gold, silver, copper	20,000	9/18/42		10/1/42	12/14/42	12/22/42	12/30/42	12/30/42	Declined				
John V. Leonard	Maricopa	Copper	5,000	9/19/42	10/30/42			10/27/42	10/30/42	10/30/42	Declined				
Charles P. Reiniger	Pima	Gold, silver, copper, lead	25,000	9/28/42	11/9/42			11/2/42	11/9/42	11/9/42	Declined				
Earl Heath	Mohave	Zinc, copper	20,000	9/30/42	11/20/42			11/16/42	11/20/42	11/20/42	Declined				
C. B. Pettengill	Gila	Gold, silver, copper	20,000	9/30/42	11/23/42			11/18/42	11/23/42	11/23/42	Declined				
George Babbitt	Yavapai	Cobalt	5,000	10/7/42	11/13/42			11/11/42	11/13/42	11/13/42	Declined				
Anglin, Young & Geaslin	Gila	Copper	20,000	10/8/42		11/6/42	12/28/42	1/8/43	1/13/43	1/13/43	Declined				
Lawrence DeZee	Yavapai	Gold, lead, zinc	20,000	10/14/42		11/6/42	11/28/42	12/11/42	12/14/42	12/19/42	Approved	1/2/43	1/1/43	7,500	
Victory Mining Co.	Greenlee	Zinc, copper	20,000	10/19/42		11/10/42	12/21/42	12/22/42	12/30/42	12/30/42	Declined				
Zonia Copper Mine	Yavapai	Copper	20,000	10/22/42		10/20/42	11/13/42	11/20/42	11/27/42	11/27/42	Declined				
Aaron E. Segal	Gila	Copper	11,870	10/26/42		11/11/42	12/15/42	12/28/42	1/4/43	1/4/43	Declined				
W. H. Wilson & Associates	Cochise	Lead, zinc	10,000	10/31/42		12/7/42	2/10/43	3/9/43	3/19/43	3/19/43	Declined				
J. M. Bingham	Pima	Silver, lead, copper, iron	5,000	11/2/42	11/25/42			11/20/42	11/25/42	11/25/42	Declined				
Richard Simis	Yavapai	Copper	20,000	11/4/42			11/4/42	11/9/42	11/13/42	11/13/42	Declined				
Carlos Aguilar	Yavapai	Lead, zinc, copper, silver	20,000	11/5/42		11/21/42	12/29/42	1/21/43	1/25/43	1/25/43	Declined				
James M. Douglas et al	Pinal	Copper	20,000	11/7/42		11/10/42	1/27/43	3/2/43	3/10/43	3/10/43	Declined				
Claude O. Eckel et al	Yavapai	Tungsten	20,000	11/9/42		12/2/42	1/18/43	1/22/43	1/25/43	1/25/43	Declined				
Ronald L. Brown	Cochise	Lead	5,000	11/11/42		12/11/42	1/20/43	2/10/43	2/12/43	2/13/43	Approved	2/23/43	3/15/43	5,000	
A. F. Bohse & M. E. Fulk	Yavapai	Gold, copper	20,000	11/14/42		12/8/42	1/6/43	1/8/43	1/13/43	1/13/43	Declined				
Joseph A. Hunter	Pima	Gold, silver, copper, lead	5,000	11/21/42				2/25/43	3/3/43	3/3/43	Declined				
E. F. Epley	Cochise	Copper, lead, zinc	20,000	11/25/42	1/20/43			1/15/43	1/20/43	1/20/43	Declined				
Joseph H. Strotjost	Yavapai	Tungsten	20,000	11/25/42		12/17/42	2/2/43	2/9/43	2/12/43	2/12/43	Declined				
Robert C. Davis	Maricopa	Gold, copper	20,000	11/30/42	12/18/42			12/18/42	12/23/42	12/23/42	Declined				
L. N. Wisner et al	Gila	Tungsten, zinc, copper	10,000	11/30/42		1/1/43	2/9/43				Held in Abeyance				
John & Florence Oliver	Santa Cruz	Lead, zinc	5,000	12/2/42		1/2/43	3/1/43	3/3/43	3/10/43	3/10/43	Declined				
Farrington & Gustafson	Yuma	Copper	20,000	12/5/42		1/4/43	2/19/43	2/24/43	3/1/43	3/1/43	Declined				
R. T. Ellis & A. T. Laisne	Greenlee	Fluorspar	20,000	12/7/42		1/14/43	3/19/43	3/23/43	3/29/43	3/29/43	Declined				
Liberty Hill Gold Mines, Ltd.	Yavapai	Copper, lead, zinc, gold, silver	20,000	12/8/42			12/8/42	12/16/42	12/19/42	1/1/43	Approved	1/11/43	1/1/43	20,000	
Red Rover Copper Co., Inc.	Maricopa	Silver, copper	20,000	12/8/42		1/15/43	2/16/43	2/24/43	3/3/43	3/3/43	Declined				
Felice M. Slak et al	Yavapai	Copper	20,000	12/14/42	1/6/43			1/1/43	1/6/43	1/6/43	Declined				
Universal Mining & Smelting	Gila	Copper, zinc	20,000	12/15/42			12/15/42	12/22/42	1/6/43	1/6/43	Declined				
Universal Mining & Smelting	Gila	Copper, zinc	7,100	3/4/43(Reopened)			3/12/43	3/16/43	3/19/43	3/22/43	Approved				13,000
C. M. Taylor	Pima	Silver, copper, lead, zinc	5,000	12/18/42		1/7/43	2/15/42	2/22/43	2/26/43	2/26/43	Declined				
Santa Maria Mines	Pinal	Manganese	20,000	12/18/42		1/7/43	2/9/43	2/15/43	2/17/43	2/17/43	Declined				
George Edwards	Santa Cruz	Molybdenum	8,570	12/21/42		12/24/42	1/21/43	1/25/43	1/27/43	1/27/43	Declined				
Martin Fishback	Gila	Copper	20,000	12/22/42		1/9/43	2/6/43	2/10/43	2/12/43	2/12/43	Declined				
R. H. Lund	Gila	Manganese	10,950	12/23/42		1/9/43	2/6/43	2/10/43	2/15/43	2/15/43	Declined				
James Davies & L. F. Mullins	Gila	Copper	5,000	12/29/42		1/5/43	2/4/43	2/11/43	2/15/43	2/15/43	Declined				
C. B. Conlin	Pima	Silver, copper, lead	16,500	12/31/42			12/31/42	1/7/43	1/13/43	1/13/43	Declined				
D. R. Wolfe	Maricopa	Lead	20,000	1/1/43		1/6/43	2/22/43	3/3/43	3/10/43	3/10/43	Approved	3/19/43	3/22/43	2,000	
Spring Manganese Co.	Yuma	Manganese	20,000	1/5/43		1/7/43	3/1/43	3/18/43	3/24/43	3/30/43	Approved			15,000	
B. & R. Mines, Inc.	Santa Cruz	Copper, lead, zinc	20,000	1/8/43		1/11/43	2/25/43	3/26/43	4/2/43	4/6/43	Approved			10,000	
Ord Mercury Mine	Gila	Mercury	20,000	1/9/43			1/9/43	1/14/43	1/20/43	1/22/43	Approved	1/30/43	2/15/43	20,000	
W. F. Kime	Gila	Gold, silver, copper	20,000	1/9/43		1/18/43	3/16/43	4/5/43	4/7/43	4/7/43	Declined				
John G. Streeter	Santa Cruz	Silver, copper, lead	5,000	1/11/43	1/25/43			1/22/43	1/25/43	1/25/43	Declined				
E. P. Hilton	Pima	Copper, lead, zinc	5,000	1/15/43		1/21/43	2/25/43	3/11/43	3/17/43	3/18/43	Approved			5,000	
Charlie H. Brown	Yavapai	Gold, silver, copper	20,000	1/15/43							Pending				
W. J. Kirby	Maricopa	Copper	20,000	1/18/43		2/25/43	3/26/43	4/5/43	4/7/43	4/7/43	Declined				
H. J. Farmer	Santa Cruz	Gold, silver, copper, lead	20,000	1/19/43							Pending				
E. A. Pennington	Cochise	Copper	10,000	1/19/43		1/28/43	3/1/43	3/4/43	3/10/43	3/10/43	Declined				
Sierra Metals Co.	Pinal	Manganese	16,000	1/19/43		1/21/43	2/27/43				Withdrawn				
Havasu Lead Zinc Mining Co.	Coconino	Lead, zinc, vanadium	20,000	1/25/43		1/29/43	3/15/43	3/27/43	4/7/43		Approved				7,500

Name of Applicant	Mine Location County	Principal Metals	Amount Requested	Date Application Received	Date Rejection on Preliminary Examination	Date Field Examination Authorized	Date Field Report Received in Washington	Date Engineer Examiner's Report	Date Action by Board of Directors	Date letter of Acceptance or Rejection	Status	Date of Initial Disbursement	Date of First Payroll	Total Amount Authorized	Amount Expended Before Disbursement Stopped
David O. Woodbury	Mohave	Copper	$ 8,000	4/29/42		5/13/42	6/19/42	7/13/42	7/17/42	7/17/42	Declined				
Carl Eder	Gila	Zinc	5,000	5/4/42		6/13/42	8/3/42	9/11/42	9/18/42	9/19/42	Approved	11/13/42	12/15/42	$ 5,000	
Tombstone Development Co.	Cochise	Zinc, copper, manganese	20,000	5/8/42	6/26/42			6/11/42	6/26/42	6/26/42	Declined				
Anton Kalinowski	Pinal	Gold, silver, copper	3,000	5/9/42	7/10/42			7/2/42	7/10/42	7/10/42	Declined				
A. R. Byrd, Jr.	Santa Cruz	Manganese	20,000	5/11/42	6/29/42			6/25/42	6/29/42	6/29/42	Declined				
Charles L. Brouse	Pima	Gold, copper	5,000	5/11/42		6/10/42	7/31/42	8/22/42	8/26/42	8/26/42	Declined				
F. Mark, R.S. & M.F. Jones	Mohave	Lead, zinc	75,000	5/15/42	6/15/42			5/30/42	6/15/42	6/15/42	Declined				
A. R. Byrd, Jr.	Pima	Silver, lead, zinc, copper	20,000	5/16/42		5/29/42	8/25/42	9/11/42	9/18/42	9/18/42	Approved	10/29/42	11/30/42	20,000	
Boulder Mining Co.	Yavapai	Lead, zinc	20,000	5/18/42		5/19/42	6/12/42	7/18/42	7/24/42	7/25/42	Approved	8/18/42	8/1/42	20,000	
Boulder Mining Co.	Yavapai	Lead, zinc	20,000	10/18/42				10/21/42	10/23/42	10/23/42	Approved	11/5/42		20,000	
Pierre Perry	Yavapai	Lead, copper	15,000	5/18/42		5/26/42	6/17/42	8/18/42	8/26/42	8/26/42	Declined				
Jefferson Mines, Inc.	Santa Cruz	Lead	20,000	5/18/42		5/28/42	8/4/42				Pending*				
Wolverine & Arizona Min. Co.	Cochise	Copper	18,000	5/19/42		5/29/42	1/26/43	2/18/43	2/22/43	2/22/43	Declined				
Peter H. Lund	Gila	Gold, silver, lead, vanadium	5,000	5/21/42	7/20/42			7/3/42	7/20/42	7/20/42	Declined				
Williams & Chalmers	Maricopa	Manganese	13,000	5/22/42		5/29/42	7/20/42	7/25/42	8/7/42	8/7/42	Approved	9/8/42	9/10/42	8,000	
Polaris Mining Co.	Mohave	Manganese	20,000	6/1/42		6/24/42	10/5/42	10/12/43	10/17/42	10/17/42	Declined				
Squaw Peak Copper Mining Co.	Yavapai	Copper, molybdenum	20,000	6/4/42		6/26/42	8/22/42	10/10/42	10/12/42	10/12/42	Approved	11/18/42	11/30/42	20,000	
Vivian Mining Co., Inc.	Graham	Silver, lead, copper	8,500	6/5/42		6/22/42	7/22/42	10/3/42	10/9/42	10/9/42	Approved	11/16/42	11/30/42	8,500	
Maurice Thomas Hedderman	Cochise	Zinc	5,000	6/10/42		6/29/42	8/17/42	9/21/42	9/28/42	9/28/42	Declined				
A.Armstrong & J. S. MacDonald	Yavapai	Zinc	3,000	6/17/42		7/3/42	7/21/42	8/4/42	8/14/42	8/15/42	Approved	8/29/42	9/15/42	5,000	
A. O. Talbot	Yavapai	Silver, lead, zinc	5,000	6/17/42	7/17/42			7/6/42	7/17/42	7/17/42	Declined				
Keith Knight	Pima	Lead	5,000	6/22/42		7/8/42	8/3/42	8/24/42	8/28/42	8/28/42	Declined				
C. T. Ward & N. A. Walden	Yavapai	Copper	10,000	6/22/42				8/13/42	8/21/42	8/21/42	Declined				
P.H.McCullough & J.J.Fagan	Mohave	Gold, copper	5,000	6/22/42		7/9/42	8/31/42	9/23/42	9/30/42	9/30/42	Declined				
Grace M. Sparkes	Cochise	Gold, silver, lead, zinc, copper	14,000.95	6/22/42		7/2/42	8/13/42	8/28/42	9/2/42	9/2/42	Approved	10/21/42	10/15/42	14,000	
Culver-Murphy Co.	Cochise	Tungsten	20,000	6/23/42	8/14/42			8/8/42	8/14/42	8/14/42	Declined				
Donovan Dale	Santa Cruz	Lead, copper	20,000	6/25/42		7/22/42	9/14/42	9/28/42	10/12/42	10/12/42	Declined				
John W. Daily	Pima	Copper	10,000	6/29/42		7/22/42	8/11/42	8/25/42	8/28/42	8/28/42	Declined				
Will Patty	Santa Cruz	Copper	20,000	6/29/42				11/17/42	11/25/42	11/25/42	Declined				
Goodbody, Foster & Moore	Mohave	Gold, copper	20,000	6/29/42		7/29/42	8/29/42	9/3/42	9/9/42	9/9/42	Declined				
Katherine Johnson (Mrs. Ed)	Yuma	Manganese	2,500	7/2/42		8/22/42	10/6/42	10/23/42	11/4/42	11/4/42	Declined				
Copper Ledge Mining Corp.	Pima	Gold, silver, copper	30,000	7/4/42	8/12/42			8/10/42	8/12/42	8/12/42	Declined				
L. F. Albrecht & J. Fagan	Yavapai	Copper, zinc	20,000	7/6/42		8/1/42	2/2/43	2/11/43	2/15/43	2/15/43	Declined				
J. H. Knight, P. & M. Vukoye	Mohave	Lead, zinc, copper	20,000	7/9/42		1/14/43	3/6/43	3/11/43	3/19/43	3/19/43	Declined				
Wm. S. Segar	Mohave	Gold, silver, lead, zinc	20,000	7/10/42		7/15/42	9/14/42	9/23/42			Held in Abeyance				
M.F., R.S., & M.F. Jones	Mohave	Gold, silver, lead, zinc	20,000	7/13/42		8/10/42	10/16/42	10/29/42	11/9/42	11/9/42	Declined				
Randolph Jenks	Pima	Copper	20,000	7/13/42		8/11/42	9/22/42	10/29/42	11/4/42	11/4/42	Declined				
John A. Campbell	Maricopa	Fluorspar	5,000	7/15/42		8/21/42	10/5/42	11/9/42	11/11/42	11/12/42	Approved	11/27/42	12/15/43	7,000	
Elmer C. Walker	Cochise	Tungsten	20,000	7/15/42		7/31/42	9/21/42	10/22/42	10/23/42	10/24/42	Approved	11/23/42	12/15/42	5,000	
Alex. C. Hamilton	Pinal	Copper	20,000	7/17/42		8/7/42	9/28/42	11/2/42	11/6/42	11/6/42	Declined				
Ralph A. Airheart	Yavapai	Gold, silver, lead, zinc	20,000	7/21/42		8/14/42	9/28/42	12/7/42	12/9/42	12/9/42	Declined				
C. D. Lesher	Yuma	Gold, silver, copper	20,000	7/21/42		8/22/42	10/19/42	11/28/42	12/2/42	12/2/42	Declined				
H. G. Snyder	Coconino	Copper	20,000	7/21/42		7/24/42	8/22/42	3/27/43	3/31/43		Declined				
E. C. Hackbarth	Maricopa	Gold, copper	20,000	7/21/42	9/7/42			9/2/42	9/7/42	9/7/42	Declined				
A. Macfarlane	Mohave	Gold, copper	20,000	7/21/42		8/19/42	11/9/42	11/23/42	11/27/42	11/27/42	Declined				
The Victory Manganese Co.	Yavapai	Manganese	5,000	7/21/42		8/19/42	9/14/42	10/19/42	10/28/42	10/28/42	Approved	11/8/42	11/16/42	5,000	
Charles L. (Abe) Farra	Pinal	Copper	20,000	7/23/42		8/26/42	10/26/42	12/24/42	12/30/42	12/30/42	Declined				
Edward D. Farley	Santa Cruz	Gold,silver,lead,zinc,copper	20,000	7/25/42		8/27/42	10/16/42	11/18/42	11/23/42	11/23/42	Declined				
Silver Plate Mining Co.	Yavapai	Gold, silver, copper	20,000	7/28/42	9/2/42			8/27/42	9/2/42	9/2/42	Declined				
John C. & Nellie Lemons	Maricopa	Tungsten	20,000	7/29/42	10/16/42			10/7/42	10/16/42	10/16/42	Declined				
Karl W. Fackler	Santa Cruz	Copper	20,000	7/29/42		8/28/42	10/6/42	12/28/42	1/1/43	1/1/43	Declined				
Brighter Days Mining Corp.	Mohave	Gold, silver, lead, zinc	20,000	7/31/42		8/28/42	11/30/42	12/15/42	12/21/42	12/21/42	Declined				
Quijota Mine	Pima	Lead, manganese	30,000	8/4/42	10/2/42			9/23/42	10/2/42	10/2/42	Declined				
C.N.Greer, H.F.& W.L. Haught	Gila	Gold, silver, lead, copper	13,000	8/7/42	9/28/42			9/22/42	9/28/42	9/28/42	Declined				
Kingdon Ariz. Min.& Milling	Yavapai	Gold, silver, lead, copper	20,000	8/10/42		9/23/42	11/11/42	1/4/43	1/8/43	1/8/43	Declined				
D.B.&J.M.Powell, F.L. Hatch	Maricopa	Manganese	20,000	8/10/42		8/31/42	10/8/42	11/23/42	11/27/42	11/27/42	Declined				
H. Stump & H. E. Ketchum	Yavapai	Lead, zinc	5,000	8/10/42	9/30/42			9/26/42	9/30/42	9/30/42	Declined				
R. C. Jamison & R. T. Sill	Pinal	Manganese	20,000	8/10/42		8/28/42	10/12/42	10/28/42	11/4/42	11/4/42	Declined				
R. F. Schaeffer	Cochise	Tungsten	20,000	8/12/42		8/25/42	9/21/42	9/25/42	9/30/42	9/30/42	Declined				
Molson & Company	Pima	Vanadium	5,000	8/17/42		10/31/42	1/18/43	1/23/43	1/25/43	1/25/43	Declined				
Graham, J.C. & Thomas, C.N.	Pima	Lead	20,000	8/19/42		9/17/42	11/10/42	12/4/42	12/9/42	12/9/42	Declined				
W.F. Scholl & L.W. Racine	Gila	Manganese	20,000	8/20/42		8/28/42	10/19/42	11/12/42	11/13/42	11/14/42	Approved	1/11/43	1/15/43	12,000	
Robinson, Turner & King	Mohave	Beryllium	20,000	8/22/42		9/25/42	12/1/42	12/9/42	12/16/42	12/16/42	Declined				
Victory Mines & Milling Co.	Mohave	Lead, zinc	20,000	8/27/42	9/28/42			9/28/42	10/5/42	10/5/42	Declined				
A. C. Haigler	Yavapai	Gold,silver,lead,zinc,copper	20,000	8/27/42		9/21/42	11/16/42	11/23/42	11/27/42	11/27/42	Declined				
Tobin & Dean	Yavapai	Tungsten	10,000	8/28/42		9/30/42	11/25/42	12/8/42	12/14/42	12/14/42	Declined				

*Amended application received 3/8/43

DATA ON ARIZONA DEVELOPMENT LOAN APPLICATIONS
(Applications received from August 1940 through March 1943)

Name of Applicant	Mine Location County	Principal Metals	Amount Requested	Date Application Received	Date of Rejection on Preliminary Examination	Date Field Examination Authorized	Date Field Report Received in Washington	Date Engineer Examiner's Report	Date Action by Board of Directors	Date letter of Acceptance or Rejection	Status	Date of Initial Disbursement	Date of First Payroll	Total Amount Authorized	Amount Expended Before Disbursement Stopped
Big Chief Mining Co.	Yavapai	Gold	$20,000	8/9/40	9/6/40			8/21/40	9/6/40	9/6/40	Declined				
James M. Atkins & Bob Atkins	Mohave	Gold, silver	20,000	8/24/40	9/23/40			9/9/40	9/23/40	9/23/40	Declined				
R. W. Bell & C. O. Carlson	Yuma	Gold	9,000	9/11/40	10/30/40			10/11/40	10/30/40	10/30/40	Declined				
James M. Ayres	Yuma	Gold	20,000	9/27/40				3/13/43	3/17/43		Declined				
Earl Pierce	Gila	Asbestos	5,000	11/18/40	12/16/40			11/30/40	12/16/40	12/16/40	Declined				
Ben F. Griffith	Mohave	Gold, silver	20,000	11/25/40		12/9/40	2/7/41	3/13/43	3/17/43		Declined				
D. Durazo & A. Amarillas	Pinal	Gold, silver	8,000	12/9/40		12/13/40		3/13/43	3/17/43		Declined				
Henry W. Berger	Mohave	Tungsten	20,000	12/18/40		1/15/41	4/23/41	5/27/41	6/11/41	6/19/41	Approved	8/5/41	8/21/41	$20,000	
Henry W. Berger									6/17/42	6/18/42	Approved	7/9/42		18,000	
Moon Mt. Gold Mines Co.	Yuma	Gold	20,000	12/23/40		1/2/41	1/11/41	2/24/41	3/19/41	3/19/41	Declined				
Dragoon Mining Corp.	Cochise	Tungsten	20,000	1/13/41		1/29/41	2/24/41	3/27/41	4/11/41	4/11/41	Declined				
F. W. Bose & N. C. Burson	Pinal	Gold,silver,molybdenum,vanadium	20,000	1/24/41							Withdrawn				
Samat Mining Co.	Yavapai	Gold, silver	17,500	2/17/41	3/31/41			3/20/41	3/31/41	3/31/41	Declined				
L. E. Shoup	Coconino	Manganese	12,500	2/24/41		3/22/41	5/14/41	6/23/41	7/2/41	7/2/41	Declined				
Henry L. Williams, Jr.	Yavapai	Antimony	20,000	3/28/41							Withdrawn				
Clyde L. Baker	Yavapai	Gold, silver, lead, zinc	20,000	4/3/41		7/1/41	8/18/41	10/13/41	10/20/41	10/20/41	Declined				
Earl B. Law & Cecil Martin	Yuma	Manganese	20,000	4/7/41		4/18/41	5/12/41	6/18/41	6/27/41	6/27/41	Declined				
H. M. Janes	Maricopa	Gold, copper	15,000	4/28/41				3/19/43	3/24/43		Declined				
Arthur Bowen	Yavapai	Gold	20,000	4/28/41	6/27/41				6/27/41	6/27/41	Declined				
H. H. & F. D. Shuck	Mohave	Silver, zinc	8,500	5/7/41		8/27/41	11/12/41	12/11/41	12/24/41	1/6/42	Approved	6/1/42	5/16/42	11,000	
Joseph C. Bacon	Santa Cruz	Gold, silver, copper	10,700	5/8/41	6/11/41			6/2/41	6/11/41	6/11/41	Declined				
Walter Guzzardi	Yavapai	Gold, silver, copper	20,000	5/24/41	8/13/41			8/6/41	8/13/41	8/13/41	Declined				
Emile L. Marcotte	Maricopa	Gold, lead, copper	5,000	5/26/41				12/28/42	1/4/43		Declined				
O. L. Dawson et al	Mohave	Gold	20,000	6/16/41	8/18/41			7/31/41	8/8/41	8/8/41	Declined				
Thomas Noble	Santa Cruz	Gold, silver, lead	20,000	8/6/41	8/29/41			8/22/41	8/29/41	8/29/41	Declined				
Rose Tungsten Mining Co.	Gila	Tungsten	20,000	8/11/41		8/27/41	10/6/41	10/14/41	11/3/41	11/3/41	Declined				
Providence Mining Corp.	Pinal	Gold, silver, lead, zinc	20,000	8/15/41	9/17/41			9/6/41	9/17/41	9/17/41	Declined				
W. J. Crouch	Gila	Tungsten	20,000	9/9/41				3/19/43	3/24/43		Declined				
Ben E. Jay	Yavapai	Tungsten	20,000	9/19/41		9/23/41	10/20/41	12/1/41	12/10/41	12/15/41	Approved	6/5/42	5/16/42	20,000	
Harold H. Block	Yavapai	Gold	10,000	9/22/41							Withdrawn				
Joe H. and John H. Cline	Gila	Wolframite	20,000	9/29/41		10/20/41	12/22/41	5/1/42	5/11/42	5/13/42	Approved	7/27/42	7/1/42	20,000	
Reward Mine	Pinal	Zinc	20,000	10/8/41				3/23/42	4/16/42	5/1/42	Approved	7/14/42	7/1/42	20,000	
William Vere Thorpe	Maricopa	Gold, silver, copper	20,000	10/24/41		11/13/41	12/10/41	1/21/42	1/26/42	1/26/42	Declined				
L. Burton & J. R. Findley	Mohave	Tungsten	20,000	10/27/41		1/9/42					Withdrawn				
William F. Foy	Pima	Gold, zinc, copper	20,000	11/4/41		12/5/41	2/16/42	3/3/42	3/6/42	3/9/42	Approved	6/25/42	6/1/42	20,000	
E. Massey & G. H. Merrill	Yavapai	Gold	20,000	11/6/41	3/11/42			3/9/42	3/11/42	3/11/42	Declined				
N. C. Burson	Pinal	Gold, silver, lead	20,000	11/15/41		12/1/41	12/24/41	1/21/42	2/4/42	2/9/42	Approved	4/22/42	6/1/42	20,000	
Nathanial Dorsette Hightower	Maricopa	Silver, copper, manganese	5,000	11/24/41				1/15/43	1/20/43	1/20/43	Declined				
Victor Cons. Mining Co.	Pima	Copper	20,000	11/24/41		12/17/41	2/6/42	3/5/42	3/11/42	3/11/42	Declined				
M. L. Obregon & F. Castillo	Pima	Silver, lead, zinc, copper	5,000	12/16/41		12/23/41	2/9/42	3/9/42	3/20/42	3/20/42	Declined				
Lime Cap Mine	Greenlee	Lead, zinc	20,000	12/18/41	1/26/42			1/19/42	1/26/42	1/26/42	Declined				
Lime Cap Mine				3/24/42(Reopened)		4/9/42	4/17/42	6/10/42	6/12/42	6/13/42	Approved	8/1/42	8/1/42	20,000	
Messrs. Harrison & Swensk	Gila	Tungsten	20,000	12/27/41		1/15/42	2/9/42	4/4/42	5/11/42	5/27/42	Approved	7/24/42	7/1/42	20,000	
Sunset Mining Co.	Pinal	Gold, copper	20,000	12/27/41	1/14/42			1/7/42	1/14/42	1/14/42	Declined				
Calistoga Min. & Dev. Co.	Graham	Gold, lead, copper, iron	20,000	1/1/42	2/20/42			2/14/42	2/20/42	2/20/42	Declined				
Michael Serasio	Pima	Tungsten	20,000	1/12/42		2/4/42	3/23/42	3/31/42	4/6/42	4/6/42	Declined				
Wingfield, Wingfield, Snyder	Yavapai	Copper	20,000	1/16/42	2/20/42			2/13/42	2/20/42	2/20/42	Declined				
Pinto Tungsten Mines, Inc.	Gila	Tungsten	20,000	2/23/42		3/3/42	4/13/42	4/8/42	5/20/42	5/20/42	Declined				
Robert N. Doyle	Yuma	Manganese	20,000	3/3/42		3/12/42	5/27/42	7/3/42	7/10/42	7/10/42	Declined				
P. R. Helm	Yavapai	Copper	20,000	3/4/42		4/1/42	6/15/42								
P. R. Helm						8/1/42	9/4/42	9/19/42	9/23/42	9/24/42	Approved	10/3/42	11/4/42	5,000	
Mammoth-Tiger Ext. Min. Co.	Pinal	Lead	20,000	3/12/42		3/12/42	4/6/42	5/12/42	5/20/42	6/5/42	Approved	7/18/42	7/1/42	9,000	
Rough Rider Group #1-2-3	Pima	Copper	20,000	3/20/42		3/20/42	6/13/42	7/6/42	7/17/42	7/17/42	Declined				
J. E. Haist	Santa Cruz	Silver, copper	10,000	3/27/42		4/22/42	6/15/42	7/6/42	7/17/42	7/17/42	Declined				
Branch,Carriger,Giffin,Douglas	Gila	Lead, copper	20,000	3/31/42		4/7/42	5/30/42	7/3/42	7/10/42	7/13/42	Declined				
William Golding Hokett	Yavapai	Manganese	20,000	4/6/42		4/21/42	6/23/42	7/3/42	7/10/42	7/10/42	Declined				
Thea Williamson	Cochise	Gold, silver	40,000	4/7/42	5/8/42			5/2/42	5/8/42	5/8/42	Declined				
Lone Star Mine	Graham	Lead, copper	20,000	4/11/42			11/4/42	11/6/42	11/11/42	11/11/42	Declined				
Mrs. B. H. Westlake	Gila	Tungsten	20,000	4/14/42		5/1/42	5/27/42	6/2/42	6/12/42	6/12/42	Declined				
Hugh R. Doggs, Trustee	Pinal	Gold, silver, copper	20,000	4/16/42		5/5/42	5/27/42	6/11/42	6/19/42	6/19/42	Declined				
Ari-Butte Operating Co.	Pinal	Gold, silver, lead, copper	20,000	4/17/42		5/5/42					Withdrawn				
George R. Hay	Santa Cruz	Silver, lead	50,000	4/18/42		5/29/42	7/29/42	8/25/42	8/31/42	8/31/42	Declined				
N. A. Gonzales	Pima	Fluorspar	20,000	4/18/42		5/6/42	6/22/42	7/6/42	7/20/42	7/20/42	Declined				
Charles Lockridge	Coconino	Copper	3,049	4/21/42	8/28/42			8/25/42	8/28/42	8/28/42	Declined				
R. W. Nicholas	Pima	Copper	20,000	4/22/42	6/19/42			6/9/42	6/19/42	6/19/42	Declined				
E. A. Hughes & Ocie Bales	Pinal	Gold, silver, zinc, copper	150,000	4/22/42		8/13/42	9/28/42	11/7/42	11/13/42	11/13/42	Declined				