




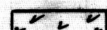

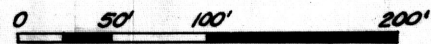


LEGEND

-  IRON ORE, 50%+ Fe
 -  WEAK IRON MINERALIZATION, 35-50% Fe
 -  VERY WEAK IRON MINERALIZATION, 35%-Fe
 -  GNEISS
 -  LIMESTONE
 -  SCHIST
 -  ALLUVIUM
- 4795 SAMPLE NUMBER.



SAMPLE LOCATION	FROM	TO	LENGTH	%Fe	%Cu		
D.D.H. 4	11.7	62.3	50.6'	60.45	0.038		
D.D.H. 10	43.0	67.0	24.0'	50.34	0.083		
SURFACE	#4787	#4792	40.5'	42.97	0.047		

FIG. 8-SECTION THRU D.D. HOLES 4 & 10 EE'