

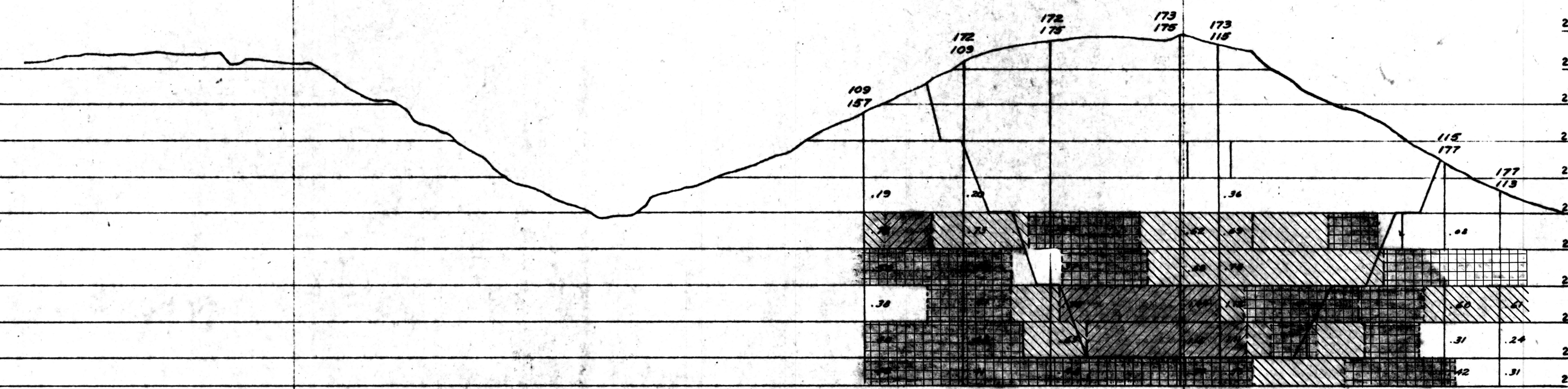
36 000 N

37 000 N

LOOKING WEST

3100
3070
3030
2990
2950
2910
2870
2830
2790
2750
2710
2670
2630
2590
2550
2520

3100
3070
3030
2990
2950
2910
2870
2830
2790
2750
2710
2670
2630
2590
2550
2520







 0.80% Cu Cutoff
  0.60% Cu Cutoff
  Stripped Area
 Possible Leach Ore

Figure 36

AMERICAN SMELTING & REFINING CO.			
SILVER BELL UNIT			
EL TIRO ORE BODY			
N-S SECTION 15 800E			
SCALE 1" = 100'	DRAWN J.J.S.	DATE NOV. 1953	FILE S-122-51C