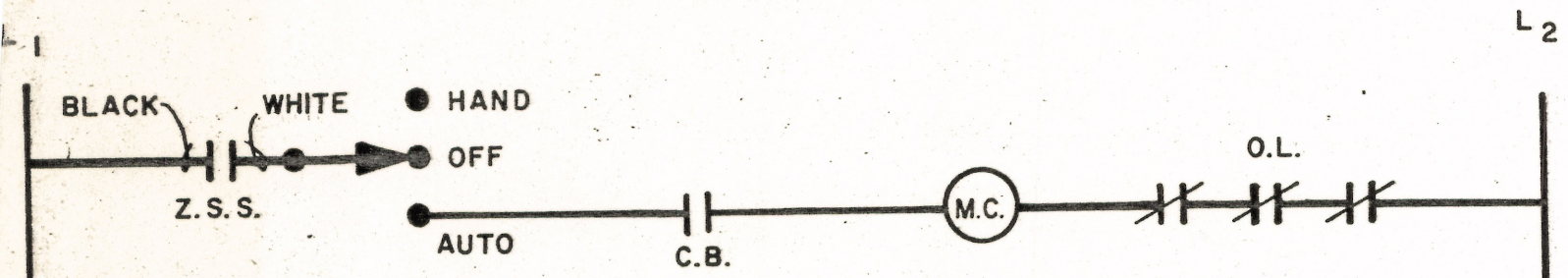



## MAIN 36" CONVEYOR CONTROL CIRCUIT



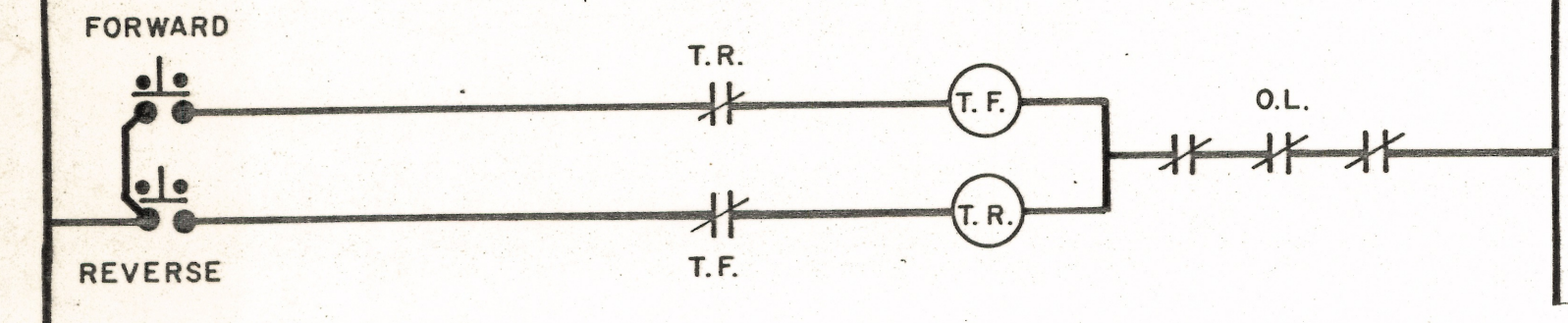
POWER FROM TRIPPER AND CROSS BELT BREAKER

## CROSS BELT CONTROL CIRCUIT



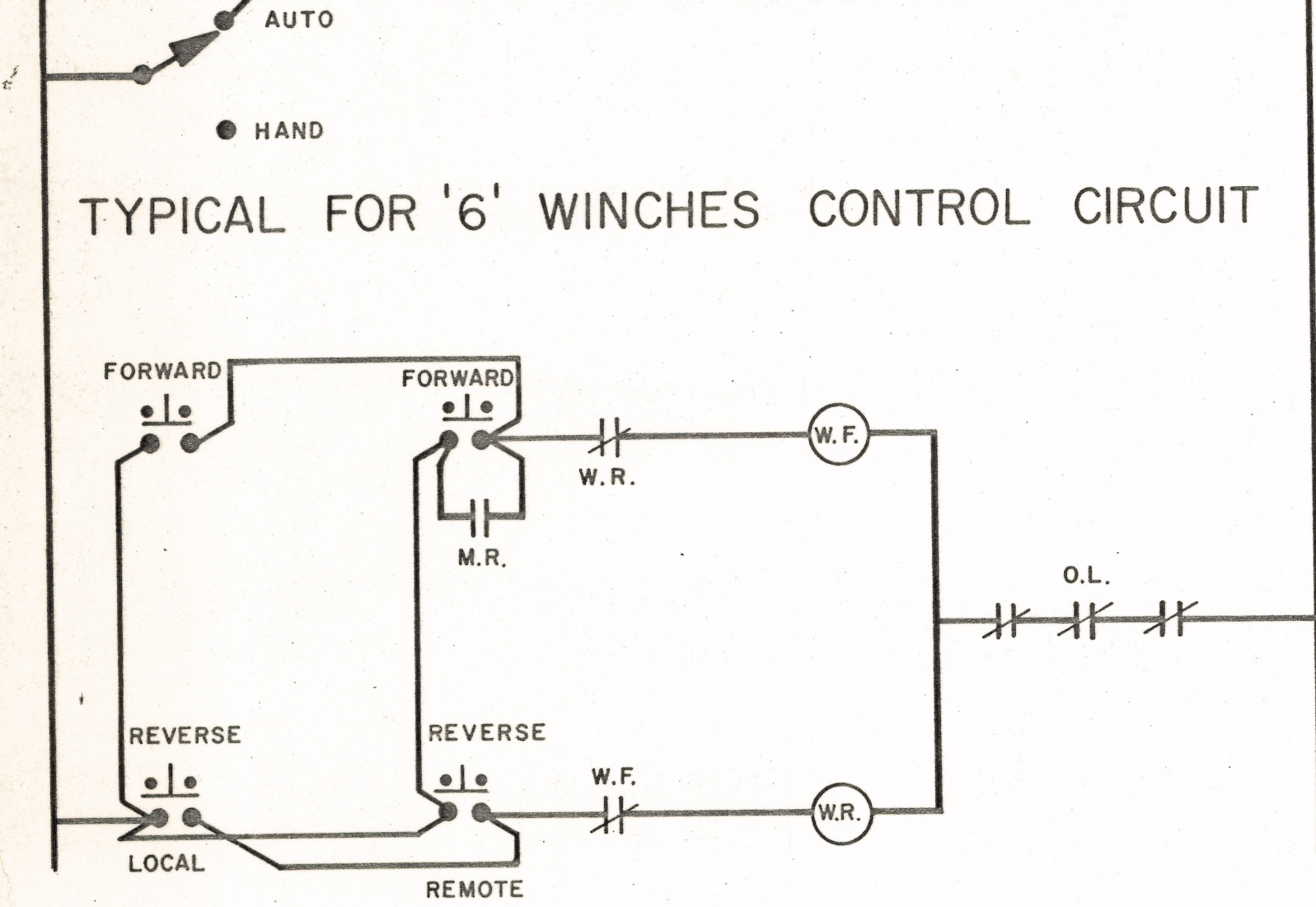
POWER FROM TRIPPER AND CROSS BELT BREAKER

## TRIPPER CONTROL CIRCUIT



POWER FROM 60 AMP WINCH POWER BREAKER

## TYPICAL FOR '6' WINCHES CONTROL CIRCUIT



## LEGEND

Z.S.S. = ZERO SPEED SWITCH  
 O.L. = OVERLOAD RELAY CONTACTS  
 C.B. = N.O. CONTACT ON CROSS BELT STARTER  
 (M.C.) = STARTER COIL FOR MAIN 36" CONVEYOR

Z.S.S. = ZERO SPEED SWITCH  
 O.L. = OVERLOAD RELAY CONTACTS  
 (C.B.) = STARTER COIL FOR CROSS BELT  
 C.B. = N.O. CONTACT ON CROSS BELT STARTER

(T.F.) = STARTER COIL FOR TRIPPER FORWARD DIRECTION  
 (T.R.) = STARTER COIL FOR TRIPPER REVERSE DIRECTION  
 T.R. = CONTACT ON REVERSE STARTER  
 T.F. = CONTACT ON FORWARD STARTER

M.R. = MASTER RELAY, USED TO START ALL WINCHES SIMULTANEOUSLY  
 (W.F.) = STARTER COIL FOR WINCH FORWARD DIRECTION  
 (W.R.) = STARTER COIL FOR WINCH REVERSE DIRECTION  
 W.F. = CONTACT ON FORWARD STARTER  
 W.R. = CONTACT ON REVERSE STARTER  
 LOCAL = LOCATED AT MOTOR  
 REMOTE = LOCATED AT SWITCHBOARD

## 36" CONVEYOR

1 EA. 100 H.P. MOTOR  
 1 EA. SIZE NO. 4 NON-REVERSING, COMBINATION STARTER ALLEN-BRADLEY CAT. NO. 713-EJB76  
 3 EA. N-77 OVERLOAD RELAY HEATERS

## 48" CROSS BELT

1 EA. 10 H.P. MOTOR  
 1 EA. SIZE NO. 1 NON-REVERSING STARTER, 480 VOLT, IN NEMA 12 ENCLOSURE, ALLEN-BRADLEY CAT. NO. 713-BJB67  
 3 EA. N-33 OVERLOAD RELAY HEATERS

## TRIPPER

1 EA. 1 H.P. MOTOR  
 1 EA. SIZE 'O' REVERSING STARTER, 480 VOLT, IN NEMA 12 ENCLOSURE, ALLEN-BRADLEY CAT. NO. 705-AJB  
 3 EA. N-14 OVERLOAD RELAY HEATERS  
 1 EA. 30 AMP. 600 VOLT MOLDED CASE ITE CIRCUIT BREAKER IN NEMA 12 ENCLOSURE FOR TRIPPER AND CROSS BELT POWER

## WINCHES

6 EA. 5 H.P. MOTORS  
 6 EA. SIZE 'O' REVERSING STARTERS, 480 VOLT, IN NEMA 12 ENCLOSURE, ALLEN-BRADLEY CAT. NO. 705-AJB  
 18 EA. N-32 OVERLOAD RELAY HEATERS  
 1 EA. 60 AMP. 600 VOLT MOLDED CASE ITE CIRCUIT BREAKER IN NEMA 12 ENCLOSURE

## LIGHTING

1 EA. 3 KVA RAIN TIGHT 480/240-120 VOLT TRANSFORMER  
 1 EA. 20 AMP. 600 VOLT MOLDED CASE ITE CIRCUIT BREAKER IN NEMA 12 ENCLOSURE  
 MAIN POWER CABLE - NO. 2 AWG, 4 CONDUCTOR, 600 VOLT, TYPE W  
 TRIPPER AND CROSS BELT POWER CABLE - NO. 12 AWG, 4 CONDUCTOR, 600 VOLT, TYPE S.O.  
 WINCH POWER CABLE - NO. 10 AWG, 4 CONDUCTOR, 600 VOLT, TYPE S.O.  
 WINCH CONTROL CABLE NO. 16 AWG, 3 CONDUCTOR, 600 VOLT, TYPE S.O.  
 MAIN CONVEYOR TO CROSS BELT INTERLOCK - NO. 14 AWG, 2 CONDUCTOR, 600 VOLT, TYPE S.O.  
 LIGHTING POWER CABLE - NO. 14 AWG, 3 CONDUCTOR, 600 VOLT, TYPE S.O.

R.R. HENSLER, INCORPORATED 2401 GINTER RD. EAST-TUCSON, ARIZ.			
SCALE	N.T.S.	APPROVED	DRAWN BY CRR1995
DATE	11/77	REVISOR	
RANCHERS EXPLORATION - WESTERN COLORADO PROJECT - AGGLOMERATE SPREADER			
DRAWING NUMBER			408-4-B