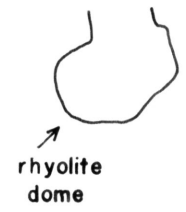
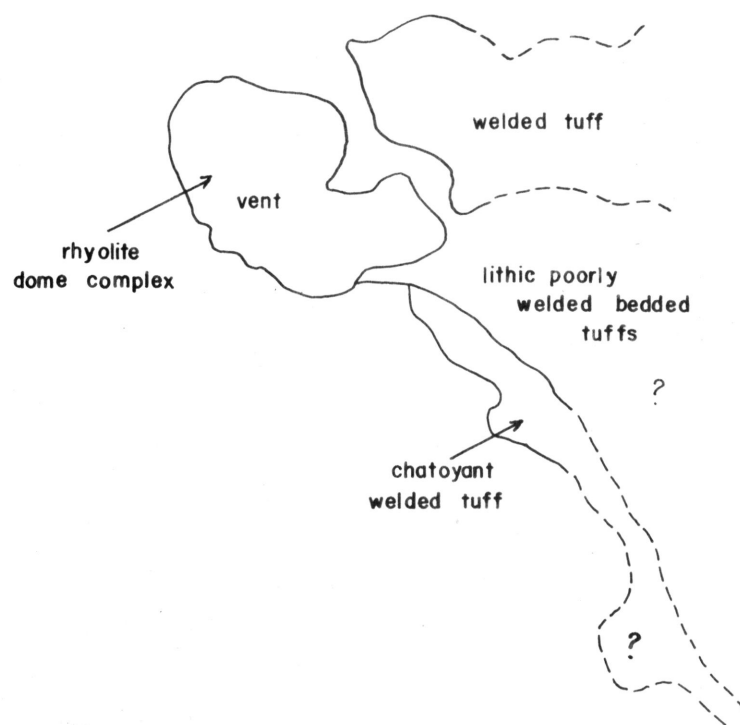


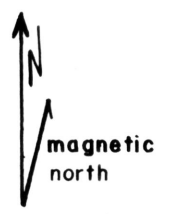
Willcox 22 miles



rhyolite dome




vent
rhyolite dome complex
welded tuff
lithic poorly welded bedded tuffs
chatoyant welded tuff



magnetic north

Highway 666



rhyolite dome

composite linear intrusive/extrusive rhyolite vents

quartz-flooded linear vent facies
rhyolite tuff breccia
intruding andesite

blue jeep vent and flows
sterling vent tuff breccia

PEARCE

Bisbee "trash" conglomerate

limestone

rhyolite vent

"outflow" lithic tuff

eutaxitic welded tuff cut by episodic quartz veining

linear rhyolite dome and flows

vent facies
rhyolite tuff breccia

HB dacite

andesite?

Bisbee "trash" conglomerate

rhyolite dome vent

CRETACEOUS-TERTIARY
OUTCROPS OF THE PEARCE MINING
DISTRICT

By David Wahl

scale 1:62,500