

26,100 N

26,300

26,500

H-9

84-1

84-2




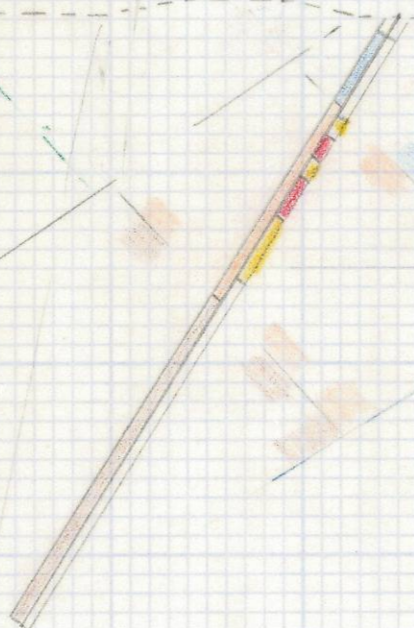
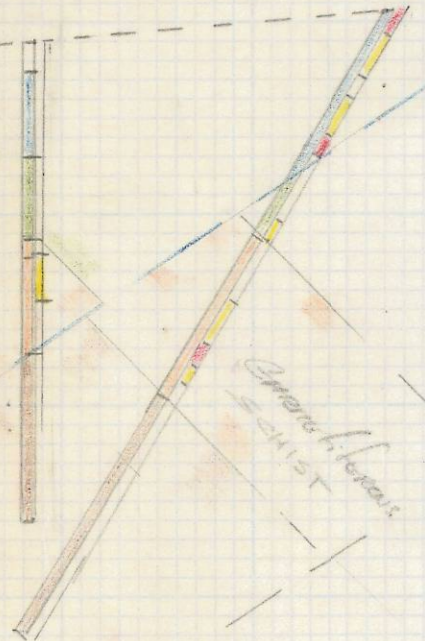

H-10

67

84-3

84-4

84-5



SERICITIC

QTZITE

SCHIST

SERICITIC
HORNBLLENDE
SCHIST

SERICITIC
GARNETIFEROUS
SCHIST

Hornblende Schist

Section 20,100 E

Scale 1" = 40'